







# NUMBERS 1 AND 2

Circle groups of 1. Color each group of 2.




2








# NUMBERS 3 AND 4


Circle groups of 3. Color each group of 4.

3



4




Everyone is happy, especially Pierre! We found an ice cream shop on Number Mountain!  
Draw scoops on the  to show how many each of us ordered.



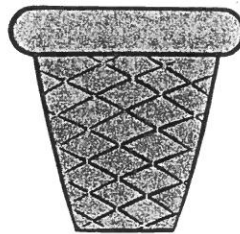
Number Mountain  
Ice Cream Shop




3



5



7




10


Good work! Put your star sticker on your train ticket and jump ahead!

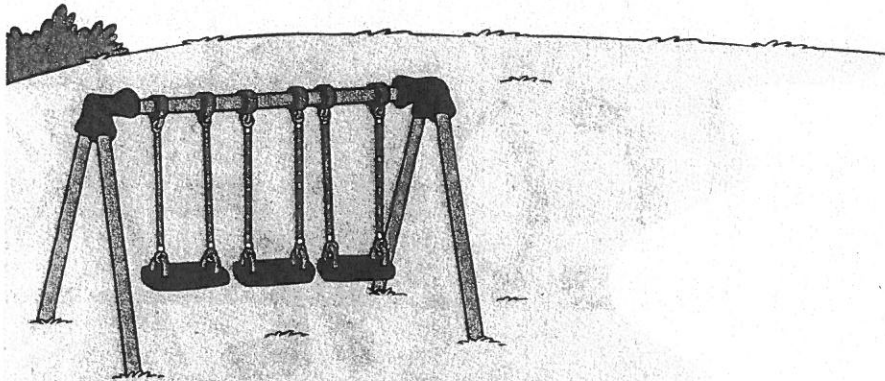
One-to-One Correspondence

# Eleanor's Tips




It helps to count out loud as you look at a group of things.


First stop, Number Land Playground! We have to count the  before we can play. **Draw a line to match each number to the correct number of swings.**



1




2




3



Which trail should we take to hike up  
Number Mountain?

Read each number out loud. Color the same number  
of  on each trail to show the number on the sign.




Great job! Put your star sticker on  
your train ticket and jump ahead!





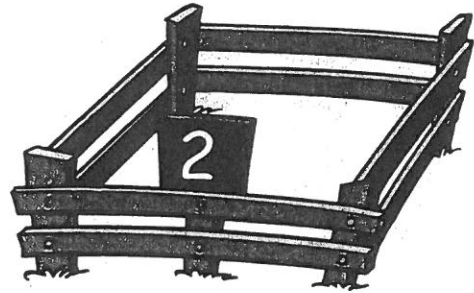






Help us in the Number Garden.


Look at the first group of ♀♂♂♂ in each row. Circle the group of flowers next to each one that shows the same number.




The animals are loose at Number Farm!  
Count each group of animals. Draw  
a line from each group to the pen  
with the right number.



# Eleanor's Tips



Sometimes it's easier to count a lot of things when they are sorted into **groups**.

Look at that




Follow the directions below.

Color 5 's red.

Color 5 's green.

Color 5 's blue.

Color 5 's orange.



How many 's in all?





---


---

---




Casey's going to juggle everything in his backpack!  
 In each row, circle the number that tells how many  
 of each thing he has.


How many flashlights?		3	5	10
How many apples?		2	7	8
How many balls?		4	9	10
How many gloves?		1	3	7



















Good job! Place your star sticker here.  
 Now jump ahead to the next page.

Look at these tall trees.  
Circle the tree with the same number of big leaves  
as the one on my map. Then color in the trees with  
color you like.



It's time for more fun on the .


In each row, circle the  with the number that matches the number of  we are holding.




Kisha is trying to paint Casey's face like a clown!


Put an X on the picture with the same number of 3's as the real Casey. Then color in the painting.





This  is so much fun. He knows how to juggle!  
Draw lines between these numbers and their  
matching balls.



1 2 3 4 5 6 7 8 9 10



Can you count backwards? Look at the numbers  
along the top. Start with 10 and say each number  
counting back to 1.

The  is getting ready for his next show.

Help him by drawing lines between the ●'s and the 🍷's with matching numbers. Start with 1 and go in number order.



Good job! Place your star sticker here.  
Now jump ahead to the next page.


Review

# NUMBERS 0-10


Count the pictures in each group. Circle the number. Color the pictures.



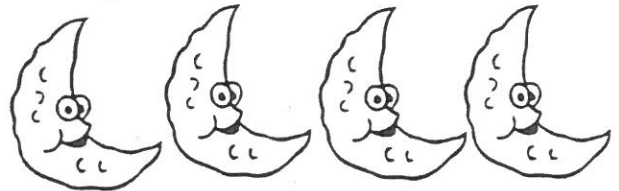
8 3 5



2 6 1



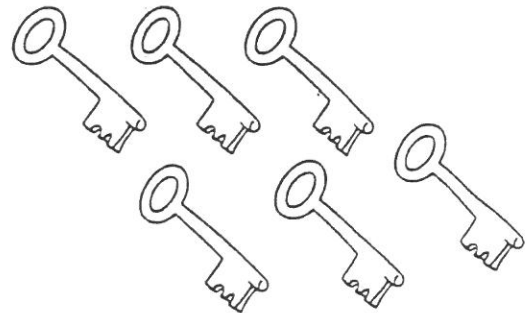
3 7 9



6 8 4



3 8 2

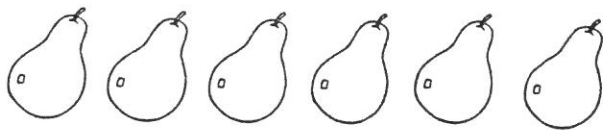


5 10 6

Review

# NUMBERS 0-10


**Count** the pictures in each group. **Circle** the number. **Color** the pictures.



5 4 6



3 7 10



2 9 8



6 4 1



4 5 7



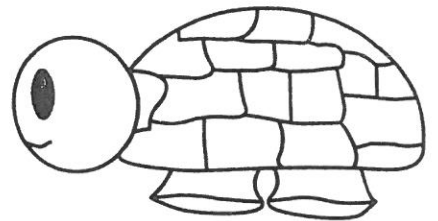






3 8 9



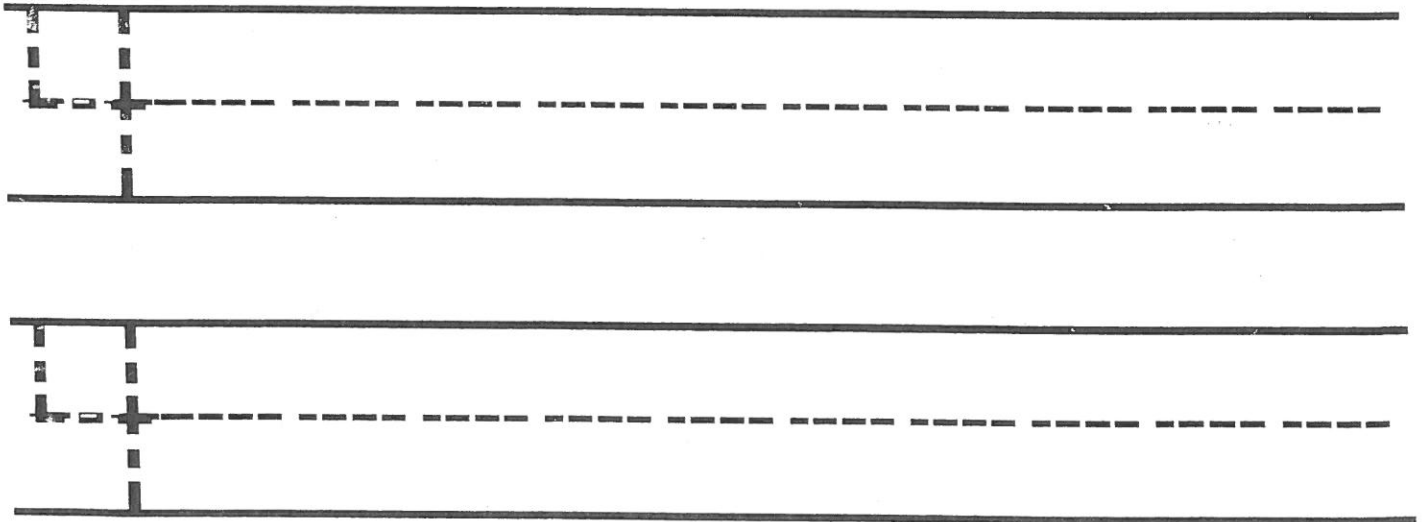

3

three




4



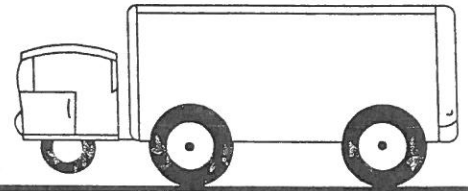
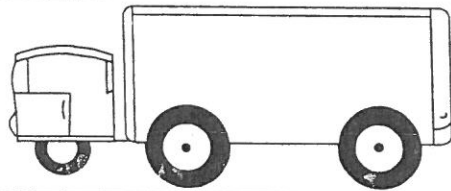
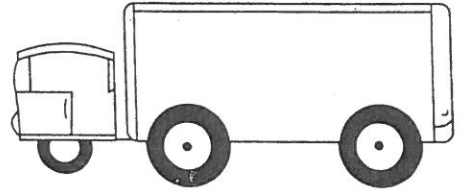



four



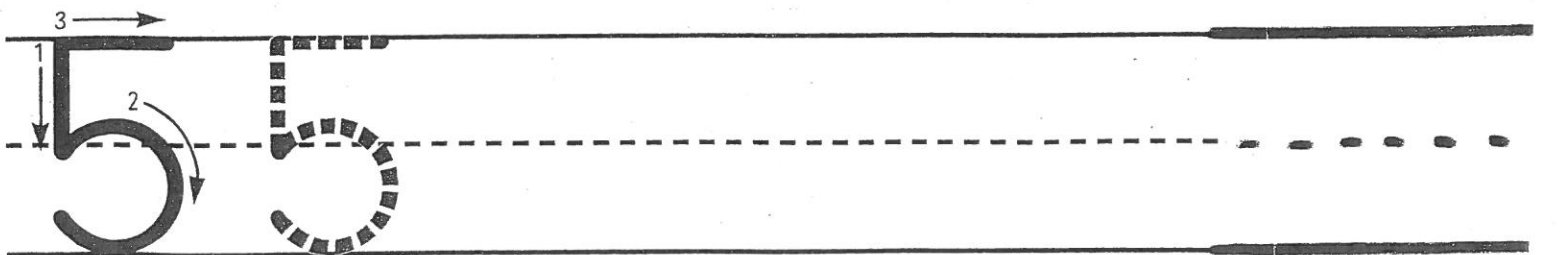
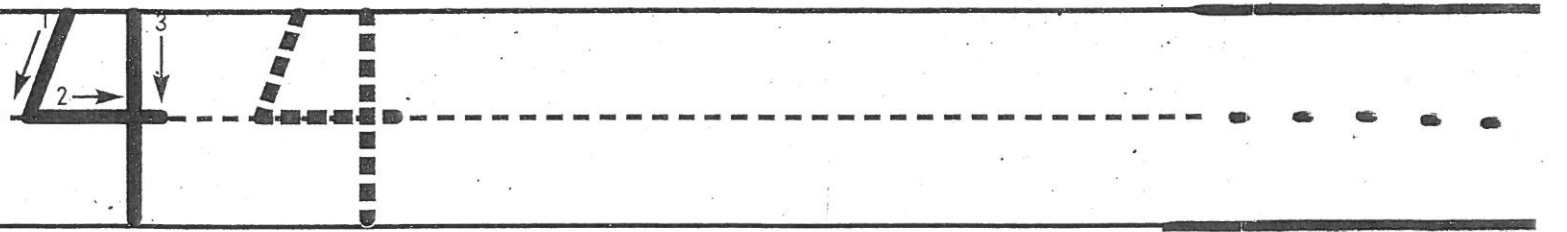
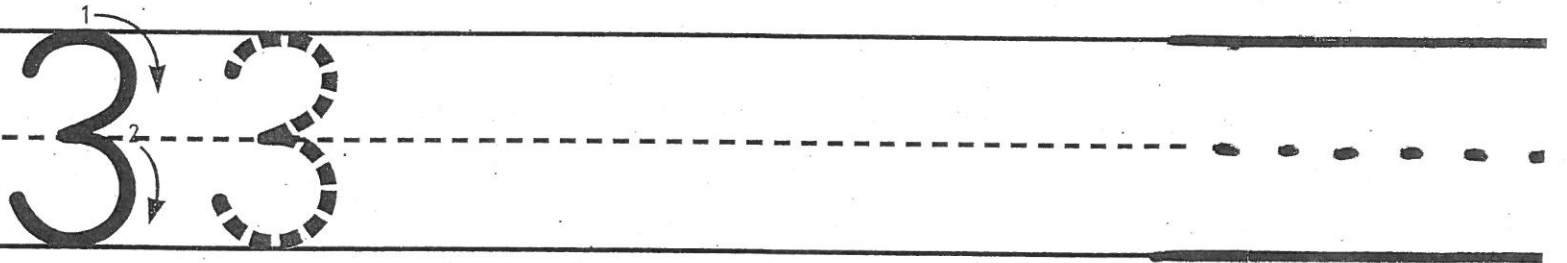
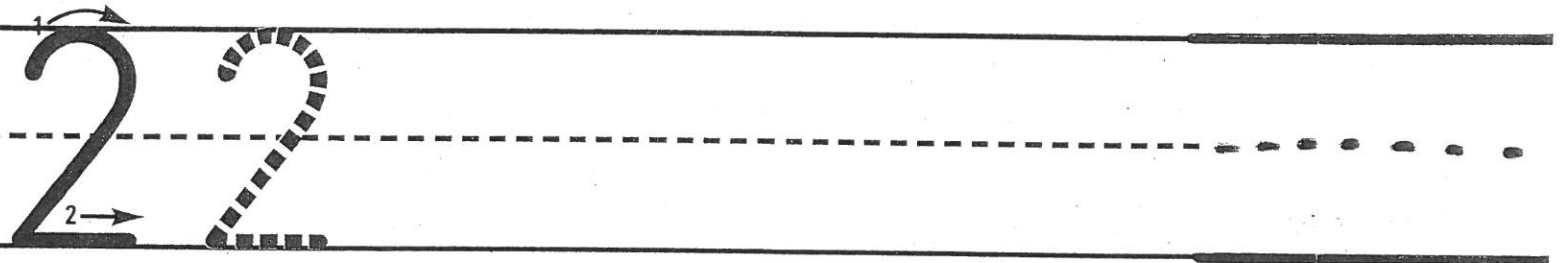
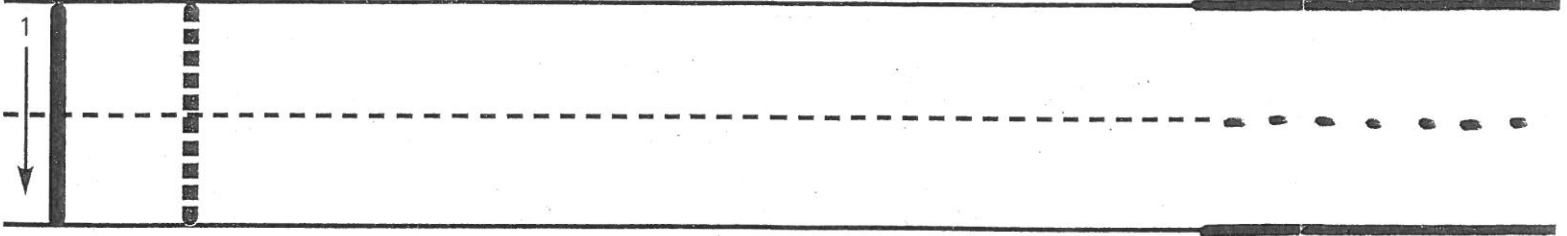
5



five

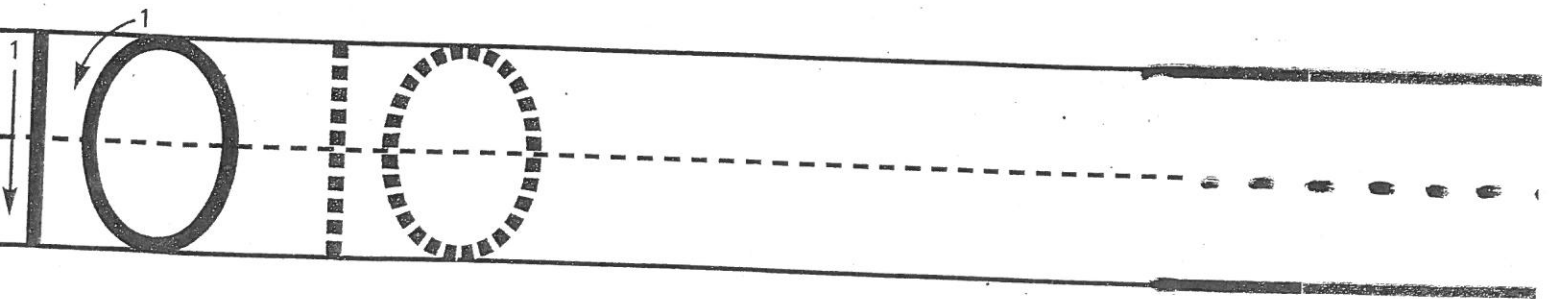
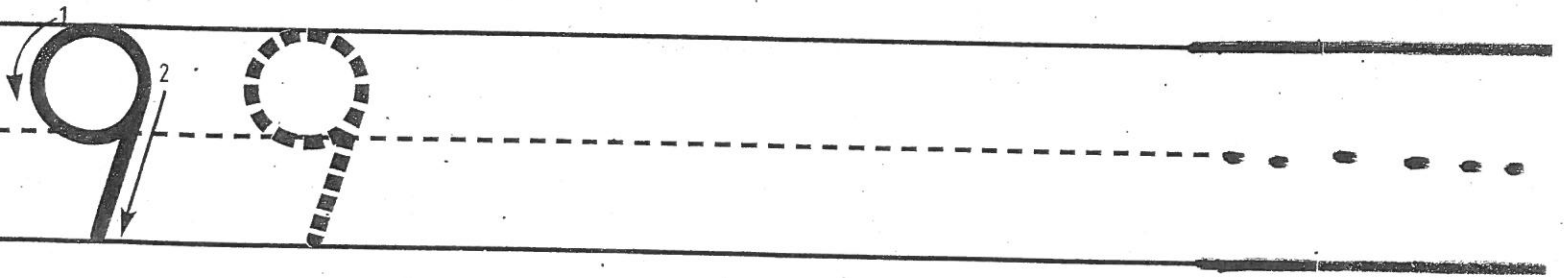
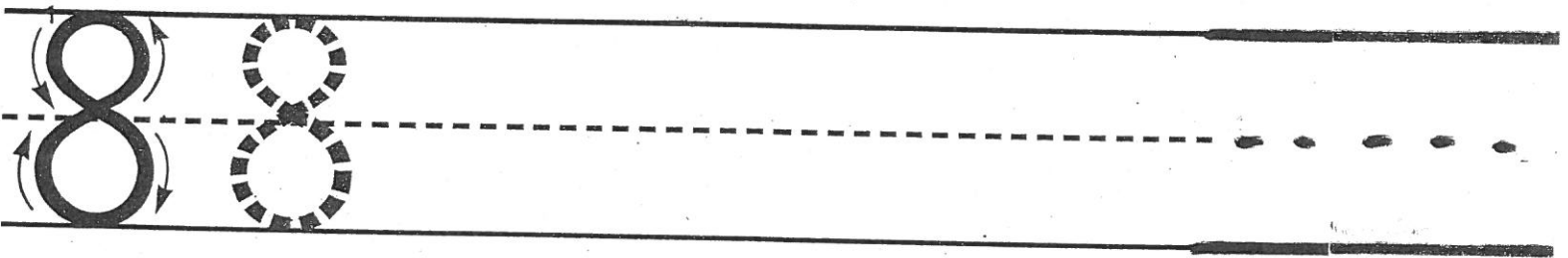
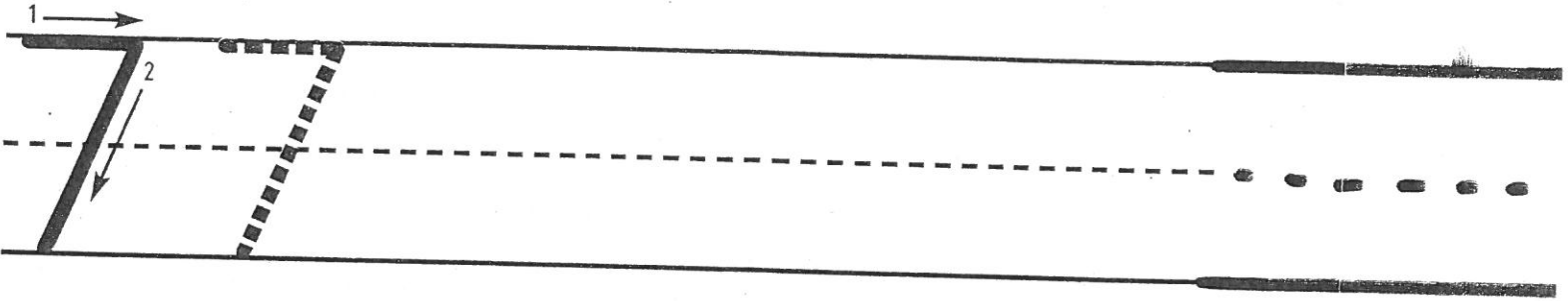
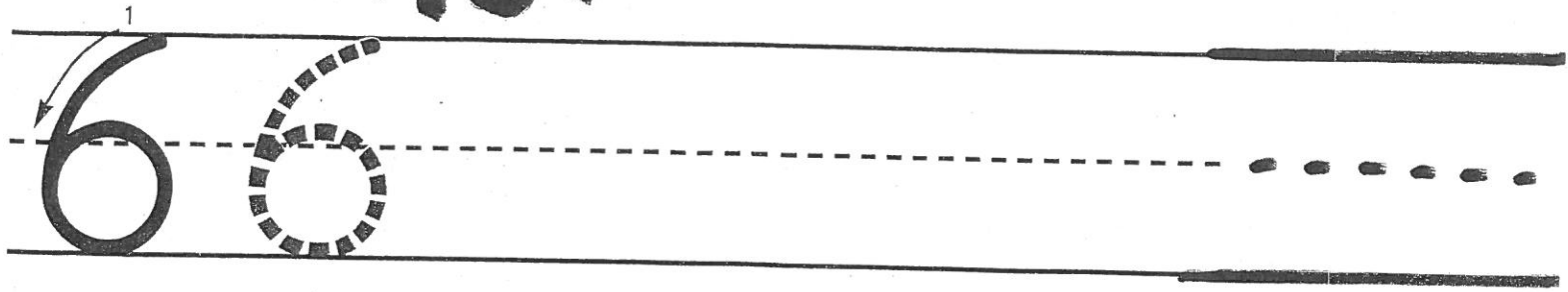


Name: \_\_\_\_\_





# Name:



Review

# NUMBERS

# 0-5



Count and color each group of animals. Cut out and glue the numbers.

