



**District  
Mission:**

**To ignite a  
passion for  
learning.**

**Board  
Priorities:**

Ensure all students stay on or above grade level each year and graduate prepared to successfully implement a plan for college or career.

**Every day, we are college or career ready.**

Provide all students with engaging learning opportunities.

**Rigor and engagement are everywhere.**

Create a space that is safe, inclusive and welcoming for all.

**Diversity and culture make us better.**

Plan and execute the capital and human capital investments that will make our district better.

**We plan for the future.**

Lake County School District Board of Education  
March 24, 2020 6:30 pm Special Meeting  
Location: Lake County District Office, 328 West 5<sup>th</sup> Street-Room 11

1. 6:30 Call to order
2. 6:31 Pledge of Allegiance
3. 6:32 Roll Call
4. 6:33 Preview Agenda
5. 6:34 Consent Agenda
  - a. Head Start: Vacation & Holiday Pay, Parent Reimbursement Policy, and Internal Dispute Policy & Procedure
6. 6:35 COVID-19 Updates
7. 6:50 Action Items
  - a. Resolution NO. 20-12 Revised
  - b. Head Start: Year 1 Supplemental Application for Health and Safety: Bus Transportation
  - c. Resolution NO. 20-17 Delegation of Authorization
8. 6:55 Protocols for agenda items/board proposals
9. 7:20 Staffing Model-Wendy Wyman & Paul Anderson
10. 8:00 Executive Session C.R.S. 24-6-402 (4) (g) Consideration of any documents protected by the mandatory nondisclosure provisions of the “Colorado Open Records Act”.
  - a. Review of Superintendent Candidate Applications
11. 8:30 Resume meeting
12. 8:35 Superintendent search planning and interview process
13. Informational Items
  - a. LCSD Budget Reports
  - b. Head Start
14. Next Meeting or event:
  - a. March 27, 2020 Special Meeting 4:00 pm @ District Office

Estimated duration of meeting is 2.5 to 3 hours \*\*Updated 3/19/2020

**A few welcoming notes:**

*The board’s meeting time is dedicated to its strategic mission and top priorities. • The “consent agenda” has items which have either been discussed prior or are highly routine. By not discussing these issues, we are able to spend time on our most important priorities. • “Public participation” is an opportunity to present brief comments or pose questions to the board for consideration or follow-up. Each person is asked to focus comments to five minutes. The boundaries are designed to help keep the strategic meeting focused and in no way limits conversations beyond the board meeting. • Your insights are needed and welcomed and the board encourages you to request a meeting with any board member, should you have something to discuss. • If you are interested in helping the district’s achievement effort, please talk with any member of the leadership team or call the district office at 719-486-6800. Opportunities abound. Your participation is highly desired.*



**The Center**  
Early Childhood Programs  
Lake County School District R-1

315 West 6<sup>th</sup> Street  
Leadville, CO 80461

Phone 719 486-6928  
Fax 719 486-9992

*Head Start, Colorado Preschool Program, Tuition-Based Preschool and School Age Programs, Services for Children with Special Needs*

**Head Start Informational Items for Governing Board**

Approval Items:

1. Vacation & Holiday Pay Policy - no changes
2. Head Start Parent Reimbursement Policy – no changes
3. Internal Dispute Policy & Procedure

# The Center

Early Childhood Programs  
Lake County School District R-1

## VACATION & HOLIDAY PAY POLICY 2019-2020

Center employees (as defined by employees paid from the Head Start, CPP and/or Center budgets) are paid on a 12-month schedule for a certain number of hours and annual work days. Center employees may be paid for additional days (school vacation, holiday or other closed days) only if the program's finances allow, and at the discretion of the administrative team. The administrative team, consisting of the Director of Early Childhood Programs, Business Manager, and Superintendent, will make a determination on an annual basis, based on the program's finances, as to whether employees will be paid for any additional days. Such determinations will be made with as much advance notice as possible to allow employees to plan their personal finances.

If the administrative team determines that employees will be paid for any additional days, all employees (regardless of tenure) will be paid at their normal per diem wage for these days. The Head Start portion of the costs of paying employees for any additional days will reflect the cost allocation plan used to pay employees for regular work days.

Most Recent Approval Dates:  
Policy Council: 2.12.20  
Governing Board: x.xx.xx

# The Center

Early Childhood Programs  
Lake County School District R-1

## POLITICA DE PAGO DE VACACIONES 2019-2020

Los empleados de The Center son pagados en un horario de 12 meses a un cierto número de horas y días de trabajo anual. Empleados de The Center pueden ser pagados para días adicionales (vacaciones escolares, vacaciones u otros días cerrados) sólo si las finanzas del programa permiten y a la discreción del equipo administrativo. El equipo administrativo, compuesto por el Director de Programas de Primera Infancia, Gerenta de Negocios, y Superintendente, hará una determinación sobre una base anual, basada en las finanzas del programa, en cuanto a si los empleados serán pagados por cualquier días adicional. Esas determinaciones se realizará con tanta antelación como sea posible para permitir que los empleados planear sus finanzas personales.

Si el equipo administrativo determina que los empleados se pagarán por adicional días todos los empleados (independientemente de la tenencia) serán pagados a su salario normal por diem, por estos días. La porción de Head Start de los costos de pagar empleados para cualquier días adicional reflejará el plan de asignación de costos utilizado para pagar a empleados para días de trabajo regular.

Fechas de aprobación más recientes:

Consejo de Política: 2.12.20

Junta de Gobierno: x.xx.xx

# The Center

Early Childhood Programs  
Lake County School District R-1

## HEAD START PARENT REIMBURSEMENT POLICY 2019-2020 Program Year

Performance Standard: 1304.50(f)

The Head Start program will provide reimbursements for reasonable expenses incurred by Policy Council and Parent Committee members, so they will be able to participate in their committee responsibilities. The program will provide childcare for meetings on-site and provide transportation when necessary. Parents may ride on Head Start buses to parent activities providing room is available. Travel expenses and childcare at The Center will be covered by Head Start for those parents who attend out of town meetings and trainings.

In the event of reimbursement for mileage, a mileage form must be completed by the parent and turned into the Director. Mileage is reimbursed at \$.50 per mile.

Date of Most Recent Board Approval: 2.12.20

Date of Most Recent Policy Council approval: x.x.xx

# The Center

Early Childhood Programs  
Lake County School District R-1

## POLITICA DE REEMBOLSO DE PADRE DE HEAD START 2019-2020 Año de Programa

Performance Standard: 1304.50(f)

El programa de Head Start proporcionará reembolsos para gastos razonables incurrido por el Concilio de la Política y miembros del comité de Padre, así que ellos podrán tomar parte en sus responsabilidades del comité. El programa proporcionará cuidado de niños para reuniones locales y proporcionará el transporte cuando necesario. Los padres pueden viajar en el autobuses de Head Start para las actividades de padres con tal de que haya espacio disponible. Los gastos de viaje y el cuidado de niños en The Center será cubierto por Head Start para esos padres que asisten reuniones y instrucciones afuera de la cuidad.

En caso de reembolso para el kilometraje, una forma del kilometraje debe ser completada por el padre y se vuelto a la Directora. El kilometraje es reembolsado en .45 por milla.

La fecha de la aprobación del Concilio de la Política: 2.12.20

Date of Most Recent Board Approval: x.xx.xx

# **The Center**

## **Early Childhood Programs**

### **Lake County School District R-1**

#### HEAD START PROGRAM 2019-2020 INTERNAL DISPUTE POLICY AND PROCEDURE

Performance Standard: 1301.6

**Policy:**

It is the policy of the Lake County School District Head Start to resolve issues of non-concurrence between the Lake County School Board, and the Head Start Policy Council through binding arbitration pertaining to approval/disapproval authority, as coordinated by the School Board President and the Director of Early Childhood Programs, within 15 days of a non-concurrence or by the time of the next regularly scheduled Policy Council meeting, which ever occurs later.

**Procedure:**

1. Director takes the proposal to the next regular Policy Council meeting for approval/disapproval.
2. If after informal discussion, the Policy Council cannot approve the proposal, the Lake County School Board, in order to formalize the approval process, will submit, within 10 days, a written statement of reason in support of the proposed action.
3. Within ten days the Policy Council will hold a special meeting for consideration of the School Board's proposed action.
4. Immediately after the special meeting the Policy Council shall notify the Lake County School Board in writing of its approval or disapproval. If the notice is disapproval, it will contain a statement of the reasons.
5. In the event of a disapproval and if Lake County School Board desires further consideration of the matter, it will initiate a meeting between the School Board and the Policy Council to attempt to resolve differences.
6. If after these efforts, the School Board and Policy Council are unable to reach an agreement, the proposed action or decision will not be taken.
7. If serious disruption of services to children and their families enrolled in the program is affected by the decision, the matter will be taken to the Arbitration Procedure.

Arbitration Procedure – Federal Register, Department of Health and Human Services

Most Recent Approval Dates:

2-12-20

Governing Board  
Policy Council

LAKE COUNTY SCHOOL DISTRICT  
HEAD START PROGRAM  
2019-2020

INTERNA DISPUTA DE POLÍTICA Y PROCEDIMIENTO

Performance Standard: 1301.6

Política:

Esto es la política de Head Start de Distrito Escolar de Condado de Lake para resolver cuestiones del no acuerdo entre la Junta de Escuela de Condado de Lake, y el Consejo de Política de Head Start por el arbitraje obligatorio que pertenece a autoridades de aprobación/desaprobación, como coordinado por el presidente de la Junta Escolar y la directora de Programas de Primera Infancia, 15 días después de un no acuerdo o a la hora de la reunión de Consejo de Política siguiente con regularidad prevista, que alguna vez ocurre más tarde.

Procedimiento:

1. La directora toma la propuesta a la siguiente reunión regular del Consejo de Política para la aprobación/desaprobación.
2. Si después de la discusión informal, el Consejo de Política no puede aprobar la propuesta, la Junta de la Escuela de Condado de Lake, a fin de formalizar el proceso de aprobación, se rendirá, dentro de 10 días, una declaración escrita de la razón en apoyo de la acción propuesta.
3. Dentro de diez días el Consejo de Política sostendrá una reunión especial para la consideración de la acción propuesta de la Junta Escolar.
4. Inmediatamente después de la reunión especial el Consejo de Política notificará la Junta de la Escuela de Condado de Lake en la escritura de su aprobación o desaprobación. Si el aviso es la desaprobación, esto contendrá una declaración de los motivos.
5. En caso de una desaprobación y si la Junta de la Escuela de Condado de Lake desea la consideración adicional de la materia, esto iniciará una reunión entre la Junta Escolar y el Consejo de Política para intentar resolver diferencias.
6. Si después de estos esfuerzos, el Consejo de Política y la Junta Escolar es incapaz de alcanzar un acuerdo, la acción propuesta o la decisión no serán tomadas.
7. Si la interrupción sería de servicios a niños y sus familias matriculadas en el programa es afectada por la decisión, la materia será tomada al Procedimiento de Arbitraje.

Procedimiento de Arbitraje - Registro Federal, Departamento de Salud y Servicios Humanos

Aprobado La Junta  
2-12-20 Consejo de Política



<b>Original</b>	<b>Revised</b>	
\$ 14,199,008	\$ 13,214,008	Transfers taken out of total General Fund Allocation
\$ 334,329	\$ 334,329	
\$ 1,225,640	\$ 1,476,172	Transfer from General Fund for property acquisition
\$ 3,038,369	\$ 3,038,369	
\$ 765,085	\$ 765,085	
\$ 220,919	\$ 220,919	
\$ 725,892	\$ 725,892	
\$ 1,871,757	\$ 1,924,074	Beginning Fund Balance and Reserve was not included in the appropriation
\$ 2,656,601	\$ 2,659,602	Rounding error
\$ 34,676,114	\$ 34,676,114	
\$ 275,000	\$ 275,000	
\$ 59,991,714	\$ 59,309,564	

**RESOLUTION NO. 20-12 Revised 03-24-20**

Be it resolved by the Board of Education of  
Lake County School District R-1 in Lake County  
 that the amounts shown in the following schedule be appropriated to each fund  
 as specified in the "Revised Budget" for the ensuing fiscal year beginning  
 July 1, 2019 and ending June 30, 2020.

FUND	APPROPRIATION AMOUNT	EXPENDITURES + APPROPRIATED RESERVES
1. General Fund	13,214,008	13,214,008
1a. Pre-School Fund	334,329	334,329
Special Revenue Funds:		
2. Capital Projects Fund	1,476,172	1,476,172
3. Governmental Designated-Purpose Grants Fund	3,038,369	3,038,369
4. HeadStart Fund	765,085	765,085
5. Center Fund	220,919	220,919
6. Food Service Fund	725,892	725,892
7. Health Fund	1,924,074	1,924,074
Bond Redemption Fund:		
7. Debt Service Fund	2,659,602	2,659,602
8. Building Fund	34,676,114	34,676,114
Trust/Agency Funds:		
9. Pupil Activity Agency Fund	275,000	275,000
<b>TOTAL APPROPRIATION</b>	<b>59,309,564</b>	<b>59,309,564</b>

-----  
 Eudelia Contreras, President of the Board in accordance with 22-44-110(4).

-----  
 Ellie Solomon, Secretary of the Board

March 24, 2020

# Lake County School District FY20 (2019-20) Budget: Executive Summary

## **FINAL REVISED BUDGET**

**(presented to the Board of Education in March 24 2020)**

The 2019-20 revised budget is presented with changes resulting from final revenue information, updated grant information and final hiring and strategic decisions for the fiscal year.

### **General Fund (Fund 10)**

#### **Significant Updates - Original to Revised Budget**

<b>Item</b>	<b>Original</b>	<b>Revised</b>	<b>Explanation</b>
Total General Fund	\$13,944,930	\$13,214,008	Decrease due to fund transfers being shown here, this helps transparency on the Uniform Budget Summary.
Funded Student Count (K-12)	975.5	1007.5	Enrollment slightly above budget.
Averaged Funded Student Count (5 year rolling avg)	955.7	962.1	Enrollment has increased three consecutive years at an average increase of around 27 students.
Per Pupil Funding	\$8,818	\$8,742	Increased enrollment.
Unrestricted Operating Reserve	\$2,067,529	\$2,197,357	See below.
TABOR Reserve	\$356,000	\$358,453	Per auditor.

#### **Changes in Funding - Original Budget to Revised Budget**

<b>Funding Source</b>	<b>Original (Estimated)</b>	<b>Revised (Actual)</b>	<b>Explanation</b>
English Language Proficiency Act (ELPA)	\$52,795	\$52,795	Funding per State Legislature based on number of English Learners; applied to offset ESL teacher/coach salaries & benefits
READ Act	\$45,913	\$28,764	Funding per State Legislature based on number of students with READ plans for having a significant reading deficiency; applied to Reading Para salary and benefits, staff training, and reading program supplies. We continue to see a reduction in the number of students needing READ plans.
Property Tax Revenue (includes MLO revenue)	\$6,112,610	\$6,323,949	Increased total program due to increased enrollment.

State Equalization Revenue	\$3,193,624	\$3,168,582	Increased total program due to increased enrollment.
Specific Ownership Tax Revenue	\$293,010	\$306,582	Increased total program due to increased enrollment.
<b>Property Tax Revenue + State Equalization Revenue + SOT = TOTAL PROGRAM FUNDING, after budget stabilization factor</b>	<b>\$9,599,244</b>	<b>\$9,799,113</b>	<b>Difference in TOTAL PROGRAM FUNDING</b>
Budget Stabilization Factor	(\$678,199)	(\$690,148)	Slightly different student mix than budgeted, plus changes in assessed valuation, change formula funding

### Health Insurance

The beginning fund balance for Fund 64 for FY20 is \$52,317, this is the amount that revenue exceeded expenses during FY19. Fund 64 will continue to be monitored to confirm that expenses are not exceeding revenue.

### At-Risk Students

In Colorado, at-risk students are defined as those who qualify for free lunch only; students who qualify for reduced lunch are not considered at-risk. Note that there are two ways a student can qualify for free or reduced lunch: (1) the family can submit an application; (2) the family can be directly certified, which means they automatically qualify for the lunch program due to their qualification in another program such as SNAP (Supplemental Nutrition Assistance Program, formerly known as food stamps).

The data below shows several trends:

1. The district continues to see relatively stable trends in the total number of free and reduced lunch applications received.
2. The district is experiencing a slight rebound in the numbers who qualify for free lunch, after significant drops in its free lunch counts for the past three years.
3. The number of at-risk/free students is still almost 30% lower than three years ago.

Point in time	District Total # Free Lunch	District Total # Reduced Lunch	District Total # Free & Reduced	District Total # Applications Rec'd
Fall 2015 (10.1.15 official)	556	164	720	242
Fall 2016 (10.1.16 official)	465.7	159	624.7	226
Fall 2017 (10.1.17 official)	391	212	603	242
Fall 2018 (10.1.18 official)	403	194	597	253
Fall 2019 (10.1.19 official)	355	226	581	270

## **Increases in General Fund Expenditures – Original Budget to Revised Budget**

*Personnel* (also see “Positions In and Out” attachment)

General Note: As part of any hiring cycle, some staff are hired at higher rates than budgeted and some are hired at lower rates, depending on experience and other factors. We have also moved some employees into grant-related account lines in the General Fund, specifically related to READ Act, ELPA and IDEA funding.

- We increased the amount budgeted for transportation due to an increased base pay of \$22/hr for bus drivers to be competitive with local wages. Driver retention and recruitment is an ongoing concern for the school district.
- A maintenance sub has been added to assist with snow removal, weekend and holiday on-call, as well as routine maintenance across the district.
- A district custodial staff member was added to cover needs at the district office due to changing needs of Pitts and transfer of location of the district office itself.
- Additional funds have been allocated to pay for increasing costs related to translation services.
- The HR and Accounting managers have not historically submitted overtime hours worked for payment, these two positions are eligible for overtime pay and have been asked to accurately submit timesheets that reflect the hours worked. Additional funds have been allocated to cover the anticipated cost.

## **Decreases in General Fund Expenditures – Original Budget to Revised Budget**

*Personnel* (also see “Positions In and Out” attachment)

General Note: As part of any hiring cycle, some staff are hired at higher rates than budgeted and some are hired at lower rates, depending on experience and other factors.

Other changes in revised budget:

- A new 3 year Comprehensive Sex Education grant was awarded beginning immediately that will offset at least a portion of three current teachers salary.

## **Operating Reserve**

Each fall, the audit gives us our true Beginning Fund Balance. The following is an overview of this year’s Beginning Fund Balance and how it is reflected in the Revised Budget:

Audited Beginning Fund Balance (net of CPP fund balance):	\$3,290,624
3% TABOR Reserve per Audit (required by law)	\$358,453
Remaining after TABOR Reserve	<b>\$2,932,171</b>
Revised Budget Operating Reserve	\$2,199,810
Net Change to Operating Reserve	(\$117,108)
Changes to Operating Reserve in Revised Budget	Funds transferred from General Fund to Capital Reserve to acquire property
General Fund budget, net of Beginning Fund Balance & CPP	\$13,541,694
Operating Reserve as a percentage of operating budget	14.7%

Our district has chosen to maintain a separate reserve in our capital projects fund (fund 43). Many districts fund capital projects out of the general fund rather than maintaining a separate fund. When looking at our reserve percentage, it is important to take this separate reserve allocation into account. Specifically, our total reserve as a percentage of budget is higher when combining funds 10 and 43 (a more reliable comparative with many other districts):

General Fund plus Capital Projects budget, net of Beginning Fund Balance & CPP	\$15,017,866
Operating Reserve, General Fund plus Capital Projects	\$2,204,787
Operating Reserve, General Fund plus Capital Projects, as a percentage of operating budgets	14.7%

**Grant Fund (Fund 22)**

**Title funds**

Our federal Every Student Succeeds Act (ESSA; formerly No Child Left Behind, NCLB) funds are administered via Fund 22. These are federal dollars that flow through the state. Note that the dollars that used to come to us through Title VI are now coming through Title V. Our final allocation and carryover amounts for the year are:

Source	Final Allocation	Final Carryover	Final FY20 Total
Title I	\$234,903	\$14,126	\$249,029
Title IIA	\$38,510	\$0	\$38,510
Title III	\$24,735	\$0	\$24,735
Title III Set Aside - Immigrant	\$0	\$0	\$0
Title IV	\$18,711	\$0	\$18,711
Title V	0	\$0	0

**New Grants**

The revised budget includes:

- CDPHE Comprehensive Sex Education Grant

Other changes in Fund 22 simply reflect final grant budgeting processes and final revisions.

**Food Service Fund (Fund 21)**

The Lake County School District Food Service program has partnered with the Life Time Foundation to improve the quality of meals being served in the district. The partnership will work towards the goal of eliminating 7 harmful ingredients. The initial phase was a review of the menu offerings to discuss possible adjustments that could easily be made to improve school lunch nutrition. A couple items on the menu were removed immediately. Healthier crust for pizza, made from scratch pizza sauce and a change to the nacho cheese are a few other examples. Local grass fed SCANGA beef being purchased instead of the processed offering that had been used is the biggest improvement to date due to this partnership. Close attention has been placed on the cost of this decision, which has actually proven to be a cost savings rather than an additional expense.

Through this partnership with the Life Time Foundation, the district plans to improve many food service related items such as: Staff training from industry professionals on cooking from scratch rather than purchasing prepackaged processed foods will be happening beginning in February of 2020. A complete review of ingredients the district is currently purchasing will be done to identify other items that could improve food quality. Funding for software that provides recipes, displays nutritional information on school lunch items, and is a source of healthy eating information for students, staff, and the community.

**Building Fund (Fund 41)**

Fund 41 has been created for the West Park Elementary Building project due to the district receiving a BEST Grant after the successful passing of a ballot measure in November 2019.

**Capital Projects Fund (Fund 43)**

Technology maintenance, enhancement and replacement needs continue to increase. We continue to recommend a \$200K transfer from the General Fund this year to the capital projects fund to be able to cover our capital needs.

<b>FY20 Capital Projects Budget</b>			
<b>CAPITAL PROJECTS</b>	<b>FY20 Budget</b>	<b>FY20 Planned Projects</b>	
<b>BUDGETED REVENUE</b>			
BEGINNING FUND BALANCE	\$ 323,334		
SAFETY AND SECURITY GRANT	\$ (492,270)		
PILT/SRS REVENUE	\$ (170,000)		
TRANSFER FROM GENERAL FUND to replenish cap	\$ (200,000)		
BEST CAPITAL PER PUPIL - TRANSFER FROM GENERAL FUND			
<b>TOTAL</b>	<b>\$ (862,270)</b>		
<b>BUDGETED EXPENSE</b>	<b>BUDGET</b>		
DISTRICT BUILDINGS	\$ 207,500	<b>District Buildings Projects:</b>	
		Demo Fed Field bleachers OR LCIS stairs	\$ 60,000
		Asphalt Pave 4th Street entrance LCHS	\$ 35,000
		Energy savings	\$ 10,000
		SSD Grant Match	\$ 25,000
		LCIS Fire Panel	\$ 7,500
		Furniture / Beautification LCIS	\$ 20,000
		Emergent Projects	\$ 50,000
			<b>\$ 207,500</b>
DISTRICT EQUIPMENT	\$ 17,000	<b>District Equipment Projects:</b>	
		Kitchen Equip	\$ 7,000
		Emergent projects	\$ 10,000
			<b>\$ 17,000</b>
VEHICLES	\$ 44,000	<b>Vehicles Projects:</b>	
		Bus Lease #1	\$ 22,000
		Bus Lease #2	\$ 22,000

			<b>\$ 44,000</b>
TECHNOLOGY EQUIPMENT	\$ 171,000	Technology Projects:	
		Chromebook replacement	\$ 117,000
		Firewall/Switch - ERATE match	\$ 6,000
		Teacher laptop refresh	\$ 43,000
		Emergent projects	\$ 5,000
			<b>\$ 171,000</b>
SAFETY GRANT PROF/TECH	\$ 489,770		
SAFETY GRANT EQUIPMENT	\$ 2,500		
<b>TOTAL EXPENSE</b>	<b>\$ 931,770</b>		

DJ Nephew has been hired as the new IT Manager, his first day is scheduled for Friday February 7<sup>th</sup>. The department has been doing some long-term hardware replacement planning, and Todd Coffin and I will continue to review the three-year capital projects plan.

*The original budget executive summary is included below as a reminder.*



# Lake County School District FY20 (2019-20) Budget: Executive Summary

## ORIGINAL BUDGET - FINAL - JUNE 11, 2019

The 2019-20 budget is presented to align with the Board’s four goals and to support the realization of the Board’s mission to “challenge students to reach their fullest potential through personal, engaged and rigorous learning in the classroom and beyond.”

The Board’s Goals:

- 1) Ensuring all students stay on or above grade level each year and graduate prepared to successfully implement a plan for college or career (“Every day, we are college and career-ready”)
- 2) Providing all students with engaging learning opportunities (“Rigor and engagement are everywhere”)
- 3) Creating a space that is safe, inclusive, and welcoming for all (“Diversity and culture make us better”)
- 4) Planning and executing the capital and human capital investments that will make our district better (“We plan for the future.”)

Examples of budget supports for each of these goals include:

Board Goal	FY20 Budget Supports
<p>Goal 1: Ensuring all students stay on or above grade level each year and graduate prepared to successfully implement a plan for college or career.</p>	<ul style="list-style-type: none"> <li>• Partnership with Achievement Network to support data-driven instruction and the effective use of interim assessment (Fund 22, est \$52K)</li> <li>• Software budget to support purchase of intervention, differentiation tools (General Fund, \$100K)</li> <li>• Textbook line to support the purchase of classroom materials and curriculum modules (General Fund, \$95K)</li> <li>• Continued funding for Pre-Collegiate Program Coordinator (General Fund Grants, \$92K)</li> <li>• 21<sup>st</sup> Century Community Learning Centers extended learning opportunities (Fund 22, \$200K)</li> <li>• Attendance improvement work through EARSS grant (Fund 22, \$160K)</li> <li>• Financial support for preschool to restructure and increase salaries (Fund 10, \$75K)</li> <li>• Financial support for Friday programs planning and development in anticipation of new school calendar (Fund 10 and 22)</li> </ul>
<p>Goal 2: Providing all students with engaging learning opportunities.</p>	<ul style="list-style-type: none"> <li>• Get Outdoors Leadville! program and partnership (Fund 22, \$260K)</li> <li>• EL Cooperation Agreements – on and off site professional development to fund implementation of EL with fidelity in grades K-6 (General Fund, \$42K)</li> <li>• Textbook line to support the purchase of classroom materials and curriculum modules (General Fund, \$95K)</li> <li>• Continued funding of GT/RTI Coordinator Position (General Fund and Fund 22, \$72K)</li> <li>• Significant investment in maintaining district’s technology infrastructure, including tech labs, classroom iPads, classroom</li> </ul>

	<p>Chromebooks and LCHS one-to-one Chromebook initiative (General Fund and Fund 43, \$200K)</p> <ul style="list-style-type: none"> <li>• Financial support for Friday programs planning and development in anticipation of new school calendar (Fund 10 and 22)</li> </ul>
Goal 3: Creating a space that is safe, inclusive and welcoming to all.	<ul style="list-style-type: none"> <li>• Diversity &amp; inclusivity work, including adding a bilingual secretary position, increasing funding for interpretation and piloting a Parent Mentor program in partnership with Full Circle of Lake County (General Fund and Fund 22, \$80K)</li> <li>• Investment in security cameras in preschool (Fund 19, \$39K)</li> <li>• EARSS grant activities to continue RJ implementation and improve attendance (Fund 22, \$160K)</li> <li>• School Based Health Center program (funding via Summit Community Care Clinic)</li> <li>• School-Based Health Professional program (Fund 22, \$150K)</li> <li>• 21<sup>st</sup> Century Community Learning Centers extended learning opportunities (Fund 22, \$200K)</li> </ul>
Goal 4: Planning and executing the capital and human capital investments that will make our district better.	<ul style="list-style-type: none"> <li>• Salary increases for all staff (General Fund, Fund 22, Fund 19, Fund 21, Fund 26, Fund 27)</li> <li>• Restructured salary schedule for certified staff with increased earning potential. 6.75% average teacher raise from 2018-19 to 2019-20. (General Fund)</li> <li>• \$1 per hour raise for Custodians, Bus Drivers and Cooks (AFSCME employees) (General Fund, Fund 21)</li> <li>• 3-5% salary increase for all other employees</li> <li>• Salary Lane Advancement for all teachers that includes credit for district-provided professional development hours (General Fund)</li> <li>• Financial support for preschool to restructure and increase salaries (Fund 10, \$75K)</li> <li>• Stipends for teacher service on Instructional and Operational Leadership Teams, rather than making these volunteer (General Fund and Fund 22, \$30K)</li> <li>• Teacher Retention work, including New Teacher Boot Camp (Fund 22, \$5K)</li> <li>• Long-term capital projects plan (Fund 43)</li> </ul>

**General Fund (Fund 10)**

**Budgeted Revenue**

In total, we expect revenue to increase by approximately 4.1% from 2018-19 to 2019-20. This increase in revenue stems from an increase in per pupil revenue. The 2019-20 budget includes the following revenue projections:

- **State School Finance Formula Funding:** The budget is built on an October Count funded pupil count of 1,013. For 2017-18, this figure was 978. The new pupil count includes half of our Kindergarten

students, who will now be funded! (See more information below) Our per pupil revenue for next year is projected to be \$8,820.

We will continue to have a significant portion of our formula funding come from property taxes, necessitating our continued participation in the interest-free cash flow loan program offered by the state.

- **Small Rural Schools funding:** For the third year, we anticipate receiving additional funding for Small Rural Schools, however our allocation will be reduced from approximately \$350K to \$255K. These funds must be spent on one-time expenditures, and we have budgeted to spend them as follows:
  - **Capital Projects Fund Transfer** - \$100K
  - **Textbooks** – portion of new curriculum for LCIS, \$40K
  - **Transfer to Food Service** - \$56K
  - **Employee Training and Development** - ANet and EL contracts, \$48K
  - **Library Books & Periodicals** - \$11K
- **Full Day Kindergarten funding:** The Full Day Kindergarten funding added \$229K to our formula funding – but we lost \$98K in Hold Harmless Full Day Kindergarten funding as a result of the new legislation. So the net increase is \$131K. We want to be thoughtful and strategic about how these funds are applied toward our strategic goals and priorities. Therefore, we are tracking the use of these funds. In FY20, they will be used as follows:
  - **Support for Preschool** – We are transferring \$75K of the new kindergarten funds to The Center as part of an effort to restructure and support having highly qualified staff in our early childhood classrooms. This is planned to be an annual transfer.
  - **Textbooks** – We are using \$55K of the new kindergarten funds to help purchase curriculum for LCIS that will support their transition to self-contained classrooms. This is a one-time expense.

## **Budgeted Expenditures**

### *Personnel*

Salaries and benefits remain our largest expenditures. The budget includes the following compensation increases.

**Certified staff** – For two years, LCEA has advocated for a change to the structure of the teacher salary schedule based on its membership’s input. In the past few years, our concentration has been on increasing the base teacher salary, which has resulted in an increase of \$4,630 since 2013. Moving forward, LCSD wanted to honor LCEA’s request for a different structure that provides faster salary advancement and higher levels of compensation for more experienced teachers. The new salary schedule will provide a 3.5% increase for each “step” or row, rather than a fixed dollar amount (which in recent years has been \$570). Moving from a fixed dollar amount to a percentage means that the dollar amount of teachers’ annual increases will differ based on their placement on the salary schedule. We also added \$525 to the base teacher salary. “Lane” or column advancement for education or professional development hours will continue as shown on the schedule. The schedule also adds a \$3,000 annual stipend for teachers holding a national board certification.

When we move to a new salary schedule, a process is required to place teachers on the new schedule. We used a transitional salary schedule to facilitate the placement process. The complexity of shifting to a percentage-based salary schedule and placing each individual means that individual teacher increases from 2018-19 to 2019-20 range from \$1,755 to \$4,078 on a dollar amount basis, or 4.9% to 8.6% on a percentage basis.

The 2018-19 salary schedule had 30 steps that topped out at \$57,975. The new salary schedule for 2019-20 was condensed down to 17 steps that top out at \$72,775.

**Classified & Support staff** – We will be offering a differentiated percentage increase for paraprofessionals, secretaries, district office staff, maintenance staff and school administrative staff. Increases will range from 3-5%, with lower paid employee groups receiving a larger percentage. We propose a \$1 per hour increase for cooks, custodians and bus drivers who are members of AFSCME.

**Staffing Changes:** Total FTEs across the district are currently budgeted to go up by 4.8, or to remain essentially flat. Please reference the “Positions Added and Subtracted” chart for details.

**Health Insurance**

We had a much better year as a group in terms of our health insurance usage. As a result, our carrier is asking for a 3% increase. Employee contributions will therefore increase by a modest 3%.

**Other Expenditure Highlights**

- **Turnaround lines:** We are allocating a total of \$48K in General Fund dollars, from our Small Rural Schools funding, toward our turnaround efforts. We typically spend these dollars on the portion of our partnerships with EL and ANET that are not grant-funded, PD and curriculum/instruction supplies.

**Reserves**

The chart below provides an overview of our various reserves and any plans for expending them. As you can see, our three-year plan involves maintaining our reserves at a healthy level, with our operating reserve always staying at or above approximately 15%. Any operating surpluses during this time may also be considered additions to our reserves. Figures in red are forecast; figures in black are actual.

<b>RESERVES TRACKING</b>	<b>FY19</b>	<b>FY20</b>	<b>FY21</b>	<b>FY22</b>
Operating Reserve additions	\$ -	\$ -	\$ -	\$ -
Insurance Reserve additions	\$225,000	\$ -	\$ -	\$ -
TABOR Reserve additions	\$ -	\$ -	\$ -	\$ -
Operating Reserve transfer to cap reserve	(\$100,000)	(\$100,000)	(\$200,000)	(\$300,000)
Operating Reserve transfer to Friday programs	\$ -	(\$400,000)	\$ -	\$ -
Operating Reserve transfer to insurance reserve	\$ -	\$ -	\$ -	\$ -
<b>Reserves change, net</b>	<b>\$125,000</b>	<b>(\$500,000)</b>	<b>(\$200,000)</b>	<b>(\$300,000)</b>
Operating Reserve (Unassigned Fund Balance) EOY	\$2,567,529	\$2,067,529	\$1,867,529	\$1,567,529
TABOR Reserve EOY	\$356,000	\$356,000	\$356,000	\$356,000
Insurance Reserve EOY	\$225,000	\$225,000	\$225,000	\$225,000
Capital Reserve EOY	\$323,334	\$263,834	\$303,334	\$231,044
Total Reserves	\$3,471,863	\$2,912,363	\$2,751,863	\$2,379,573
General Fund Expenditures - actual or projected	\$9,761,585	\$10,054,433	\$10,356,066	\$10,666,748
Operating Reserve EOY as % of Exp	26.30%	20.56%	18.03%	14.70%
Operating + Insurance Reserve EOY as % of Exp	28.61%	22.80%	20.21%	16.80%
Operating + Insurance + Capital Reserve EOY as % of Exp	31.92%	25.43%	23.13%	18.97%

**Grant Fund (Fund 22)**

The district receives many grants that are administered via Fund 22. For 2019-20, these include:

- Healthy Schools / Student Wellness Grant
- State Library Grant
- Title I, Title II, Title III, Title V and Title VI funds
- Cohort VII 21<sup>st</sup> Century Community Learning Center Grant (grades 3-12)
- Cohort VIII 21<sup>st</sup> Century Community Learning Center Grant (grades K-2)
- Get Outdoors Leadville! Grants
- Gates Family Foundation & James Walton Fund Grants
- Colorado Health Foundation Grants
- Empowering Action for School Improvement (EASI) Grant
- Expelled and At Risk Student Services (EARSS) Grant

*Title funds*

	Allocation	Act Carryover	Total	Budgeted	Remaining
Title I	\$ 235,183	\$ 18,000	\$ 253,183	\$ 253,183	\$ -
Title IIA	\$ 40,415	\$ -	\$ 40,415	\$ 40,415	\$ -
Title III	\$ 25,206	\$ -	\$ 25,206	\$ 25,206	\$ -
Title III Set Aside	\$ -	\$ 332	\$ 332	\$ 332	\$ -
Title IV	\$ 18,527	\$ -	\$ 18,527	\$ 18,527	\$ -
Title V	\$ 15,721	\$ -	\$ 15,721	\$ 15,721	\$ -
	\$ 316,525	\$ 18,332	\$ 353,384	\$ 353,384	\$ -

Our federal funds are administered via Fund 22. These are federal dollars that flow through the state. We will have a final Title budget to present with the final budget in June. We are budgeting these funds for the following activities in 2019-20:

- English Language Development Teacher salary & benefits
- English Language Development Instructor salary & benefits
- Teacher on Special Assignment – Operations & Culture, West Park salary & benefits
- Teacher on Special Assignment – Operations & Culture, LCIS salary & benefits
- Academic Dean salary & benefits (2)
- Homeless Student Services
- Principal stipends
- Instructional Leadership Team stipends
- New Teacher Boot Camp stipends
- Family engagement partnership with Full Circle (Parent Mentor program at West Park)
- Grants fiscal stipend

**Food Service Fund (Fund 21)**

We continue to be challenged to balance revenue and expenditure in our Food Service Fund, although we have made progress this year through careful monitoring and cost saving measures. We are working hard to reduce

expenditures on food and staff time, in particular. We are budgeting for a \$60K transfer from the General Fund to the Food Service Fund in FY20. **Additional funding of \$56,000 will come from Small Rural Schools funding.**

**Capital Projects Fund (Fund 43)**

In 2011, the Board moved \$1M from the General Fund into the Capital Projects Fund. The only other revenue that comes into this fund is our annual Secure Rural Schools dollars, approximately \$150-170K, and any transfers we make from the general fund. SRS funding was eliminated for one year due to a failure to reauthorize in Congress, but now this funding has for the moment been reauthorized. We are spending down the beginning fund balance in Fund 43 because our annual expenses exceed our annual revenue and we are taking on major projects. Even with help from BEST, these projects are depleting our reserve, requiring us to replenish it.

The district budgeted funds from Fund 43 and engaged in the following projects in FY19:

FY19 Capital Projects Budget				
CAPITAL PROJECTS	FY19 Budget	FY19 Planned Projects		FY19 REV Budget
BUDGETED REVENUE				
BEGINNING FUND BALANCE	\$ (488,690)			\$ (432,834)
PILT/SRS REVENUE	\$ (170,000)			\$ (170,000)
TRANSFER FROM GENERAL FUND to replenish cap	\$ (100,000)			\$ (100,000)
BEST CAPITAL PER PUPIL - TRANSFER FROM GENERAL FUND	\$ -			\$ -
<b>TOTAL</b>	<b>\$ (270,000)</b>			<b>\$ (270,000)</b>
BUDGETED EXPENSE				
			ORIG BUDGET	REV BUDGET
DISTRICT BUILDINGS	\$ 231,000	<b>District Buildings Projects:</b>		
		MASTER PLAN	\$70,000	\$70,000
		Bus Barn overhead doors	\$21,000	\$21,000
		Asphalt	\$10,000	\$10,000
		Energy savings	\$10,000	\$10,000
		Furniture	\$20,000	\$20,000
		Pitts Redesign and Refurbish	\$30,000	\$30,000
		Emergent projects	\$70,000	\$50,000
			<b>\$231,000</b>	<b>\$211,000</b>
DISTRICT EQUIPMENT	\$ 18,000	<b>District Equipment Projects:</b>		
		Kitchen Equip	\$ 8,000	\$ 8,000
		Emergent projects	\$ 10,000	\$ 10,000
			<b>\$ 18,000</b>	<b>\$ 18,000</b>
VEHICLES	\$ 22,000	Bus lease, EHS Vehicle	\$ 22,000	\$ 25,000
TECHNOLOGY EQUIPMENT	\$ 105,500	<b>Technology Projects:</b>		
		Chromebook replacement LCHS	\$ 25,000	\$ 25,000
		Chromebook management console	\$ 2,500	\$ 2,500
		Chromebooks LCIS	\$ 10,000	\$ 10,000
		iPad replacement	\$ 48,000	\$ 48,000
		Emergent projects	\$ 20,000	\$ 20,000
		Fiber install		\$ 20,000
			<b>\$ 105,500</b>	<b>\$ 125,500</b>
<b>TOTAL EXPENSE</b>	<b>\$ 376,500</b>			<b>\$ 379,500</b>

The following projects are included in the FY20 capital projects budget:

FY20 Capital Projects Budget			
CAPITAL PROJECTS	FY20 Budget	FY20 Planned Projects	
<b>BUDGETED REVENUE</b>			
BEGINNING FUND BALANCE	\$ 323,334		
SAFETY AND SECURITY GRANT	\$ (492,270)		
PILT/SRS REVENUE	\$ (170,000)		
TRANSFER FROM GENERAL FUND to replenish cap	\$ (200,000)		
BEST CAPITAL PER PUPIL - TRANSFER FROM GENERAL FUND			
<b>TOTAL</b>	<b>\$ (862,270)</b>		
<b>BUDGETED EXPENSE</b>			
	<b>BUDGET</b>		
DISTRICT BUILDINGS	\$ 207,500	<b>District Buildings Projects:</b>	
		Demo Fed Field bleachers OR LCIS stairs	\$ 60,000
		Asphalt Pave 4th Street entrance LCHS	\$ 35,000
		Energy savings	\$ 10,000
		SSD Grant Match	\$ 25,000
		LCIS Fire Panel	\$ 7,500
		Furniture / Beautification LCIS	\$ 20,000
		Emergent Projects	\$ 50,000
			<b>\$ 207,500</b>
DISTRICT EQUIPMENT	\$ 17,000	<b>District Equipment Projects:</b>	
		Kitchen Equip	\$ 7,000
		Emergent projects	\$ 10,000
			<b>\$ 17,000</b>
VEHICLES	\$ 44,000	<b>Vehicles Projects:</b>	
		Bus Lease #1	\$ 22,000
		Bus Lease #2	\$ 22,000
			<b>\$ 44,000</b>
TECHNOLOGY EQUIPMENT	\$ 171,000	<b>Technology Projects:</b>	
		Chromebook replacement	\$ 117,000
		Firewall/Switch - ERATE match	\$ 6,000
		Teacher laptop refresh	\$ 43,000
		Emergent projects	\$ 5,000
			<b>\$ 171,000</b>
SAFETY GRANT PROF/TECH	\$ 489,770		
SAFETY GRANT EQUIPMENT	\$ 2,500		
<b>TOTAL EXPENSE</b>	<b>\$ 931,770</b>		

### Health Fund (Fund 64)

Fund 64 was created as a means of tracking contributions from the district as well as employees for health, dental, vision, and life insurance. The \$225,000 beginning fund balance was taken out of Fund 10 - Insurance Reserve line. Expenses will also be tracked as a health, dental, vision, or life insurance cost to better understand necessary changes in premiums based on performance.

FY2019-2020 SUMMARY BUDGET

Lake County School District R-1 District Code: 1510 Revised Budget Adopted: March 24, 2020 Final Funded Pupil FTE: 935 K-12		10 General Fund	19 Preschool and Kindergarten	21 Food Service	22 Governmental Designated Grants Fund	23 Athletic & Activity Fund	(26-29) Other Special Revenue	31 Bond Redemption	41 Capital Project Fund	43 Capital Reserve Capital Projects	64 Health Insurance Reserve Fund	TOTAL
<b>Beginning Fund Balance (Includes All Reserves)</b>		3,290,624	5,280	11,944			28,207	1,312,916	0	323,866	52,317	5,025,154
<b>Revenues</b>												
Local Sources	1000 - 1999	7,013,241	0.00	155,000	1,174,478	275,000	266,017	1,346,685	13,870,446	0.00	1,871,757	25,972,624
Intermediate Sources	2000 - 2999	15,000	0.00	0.00	0.00		-	0.00	0.00	170,000	0.00	185,000
State Sources	3000 - 3999	3,951,920	1,363	14,500	644,876				20,805,668	532,306		25,950,633
Federal Sources	4000 - 4999	255,909	0	484,448	819,015	0.00	616,780	0.00			0.00	2,176,152
<b>Total Revenues</b>		<b>11,236,070</b>	<b>1,363</b>	<b>653,948</b>	<b>2,638,369</b>	<b>275,000</b>	<b>882,797</b>	<b>1,346,685</b>	<b>34,676,114</b>	<b>702,306</b>	<b>1,871,757</b>	<b>54,284,409</b>
<b>Total Beginning Fund Balance and Reserves</b>		<b>14,526,694</b>	<b>6,643</b>	<b>665,892</b>	<b>2,638,369</b>	<b>275,000</b>	<b>911,004</b>	<b>2,659,601</b>	<b>34,676,114</b>	<b>1,026,172</b>	<b>1,924,074</b>	<b>59,309,563</b>
Total Allocations To/From Other Funds		5600,5700, 5800	(327,686)	327,686								
Transfers To/From Other Funds		5200 - 5300	(985,000)		60,000	400,000		75,000		450,000		
Other Sources		5100,5400, 5500,5900, 5990, 5991										
<b>Available Beginning Fund Balance &amp; Revenues (Plus Or Minus (If Revenue) Allocations And Transfers)</b>		<b>13,214,008</b>	<b>334,329</b>	<b>725,892</b>	<b>3,038,369</b>	<b>275,000</b>	<b>986,004</b>	<b>2,659,601</b>	<b>34,676,114</b>	<b>1,476,172</b>	<b>1,924,074</b>	<b>59,309,563</b>
<b>Expenditures</b>												
<b>Instruction - Program 0010 to 2099</b>												
Salaries	0100	3,743,509	193,000		224,549		4,712					4,165,770
Employee Benefits	0200	1,389,435	80,800		56,429							1,526,664
Purchased Services	0300,0400, 0500	807,095	1,000		154,493							962,588
Supplies and Materials	0600	336,073	20,000		57,341							413,414
Property	0700	1,000	-		-							1,000
Other	0800, 0900	13,400	-		1,500	275,000						289,900
<b>Total Instruction</b>		<b>6,290,512</b>	<b>294,800</b>	<b>-</b>	<b>494,312</b>	<b>275,000</b>	<b>4,712</b>	<b>-</b>	<b>-</b>	<b>-</b>	<b>-</b>	<b>7,084,336</b>
<b>Supporting Services</b>												
<b>Students - Program 2100</b>												
Salaries	0100	337,845			899,017							1,236,862
Employee Benefits	0200	162,179			328,738							490,917
Purchased Services	0300,0400, 0500	13,725			478,387							492,112
Supplies and Materials	0600	12,697			39,003							51,700
Property	0700	-			-							-
Other	0800, 0900	-			10,533							10,533
<b>Total Students</b>		<b>526,446</b>	<b>-</b>	<b>-</b>	<b>1,755,678</b>	<b>-</b>	<b>-</b>	<b>-</b>	<b>-</b>	<b>-</b>	<b>-</b>	<b>2,282,124</b>
<b>Instructional Staff - Program 2200</b>												
Salaries	0100	134,646			322,230							456,876
Employee Benefits	0200	54,214			112,693							166,907
Purchased Services	0300,0400, 0500	141,350										141,350
Supplies and Materials	0600	83,500										83,500
Property	0700	9,000										9,000
Other	0800, 0900	-			-							-
<b>Total Instructional Staff</b>		<b>422,710</b>	<b>-</b>	<b>-</b>	<b>434,923</b>	<b>-</b>	<b>-</b>	<b>-</b>	<b>-</b>	<b>-</b>	<b>-</b>	<b>857,633</b>
<b>General Administration - Program 2300, including Program 2303 and 2304</b>												
Salaries	0100	156,401	-	-	-	-	-	-	-	-	-	156,401
Employee Benefits	0200	51,525	-	-	-	-	-	-	-	-	-	51,525
Purchased Services	0300,0400, 0500	43,000	-	-	-	-	-	-	-	-	-	43,000
Supplies and Materials	0600	8,800	-	-	-	-	-	-	-	-	-	8,800
Property	0700	500	-	-	-	-	-	-	-	-	-	500
Other	0800, 0900	14,700	-	-	-	-	-	-	-	-	-	14,700
<b>Total School Administration</b>		<b>274,926</b>	<b>-</b>	<b>-</b>	<b>-</b>	<b>-</b>	<b>-</b>	<b>-</b>	<b>-</b>	<b>-</b>	<b>-</b>	<b>274,926</b>



FY2019-2020 SUMMARY BUDGET

Lake County School District R-1 District Code: 1510 Revised Budget Adopted: March 24, 2020 Final Funded Pupil FTE: 935 K-12		Object Source	10 General Fund	19 Preschool and Kindergarten	21 Food Service	22 Governmental Designated Grants Fund	23 Athletic & Activity Fund	(26-29) Other Special Revenue	31 Bond Redemption	41 Capital Project Fund	43 Capital Reserve Capital Projects	64 Health Insurance Reserve Fund	TOTAL
<b>School Administration - Program 2400</b>													
Salaries	0100	535,371	8,000										543,371
Employee Benefits	0200	227,579	2,820										230,399
Purchased Services	0300,0400,												
	0500	650											650
Supplies and Materials	0600	11,350											11,350
Property	0700	200											200
Other	0800, 0900	-											-
<b>Total School Administration</b>		<b>775,150</b>	<b>10,820</b>										<b>785,970</b>
<b>Business Services - Program 2500, including Program 2501</b>													
Salaries	0100	133,961			2,000								135,961
Employee Benefits	0200	55,861			440								56,301
Purchased Services	0300,0400,												
	0500	16,000											16,000
Supplies and Materials	0600	1,000											1,000
Property	0700	400											400
Other	0800, 0900	50											50
<b>Total Business Services</b>		<b>207,272</b>			<b>2,440</b>								<b>209,712</b>
<b>Operations and Maintenance - Program 2600</b>													
Salaries	0100	631,110	11,500				18,400						661,010
Employee Benefits	0200	269,737	4,670				8,339						282,746
Purchased Services	0300,0400,												
	0500	159,500	6,500										166,000
Supplies and Materials	0600	300,682											300,682
Property	0700	15,000											15,000
Other	0800, 0900	-											-
<b>Total Operations and Maintenance</b>		<b>1,376,029</b>	<b>22,670</b>				<b>26,739</b>						<b>1,425,438</b>
<b>Student Transportation - Program 2700</b>													
Salaries	0100	252,304					15,000						267,304
Employee Benefits	0200	130,529					6,218						136,747
Purchased Services	0300,0400,												
	0500	38,500											38,500
Supplies and Materials	0600	21,600											21,600
Property	0700	3,000											3,000
Other	0800, 0900	-											-
<b>Total Student Transportation</b>		<b>445,933</b>					<b>21,218</b>						<b>467,151</b>
<b>Central Support - Program 2800, including Program 2801</b>													
Salaries	0100	80,000											80,000
Employee Benefits	0200	26,156											26,156
Purchased Services	0300,0400,												
	0500	255,000									1,871,757		2,126,757
Supplies and Materials	0600												
Property	0700												
Other	0800, 0900												
<b>Total Central Support</b>		<b>361,156</b>									<b>1,871,757</b>		<b>2,232,913</b>
<b>Other Support - Program 2900</b>													
Salaries	0100												
Employee Benefits	0200												
Purchased Services	0300,0400,												
	0500												
Supplies and Materials	0600												
Property	0700												
Other	0800, 0900												
<b>Total Other Support</b>													

FY2019-2020 SUMMARY BUDGET

Lake County School District R-1 District Code: 1510 Revised Budget Adopted: March 24, 2020												
Final Funded Pupil FTE: 935 K-12	Object Source	10 General Fund	19 Preschool and Kindergarten	21 Food Service	22 Governmental Designated Grants Fund	23 Athletic & Activity Fund	(26-29) Other Special Revenue	31 Bond Redemption	41 Capital Project Fund	43 Capital Reserve Capital Projects	64 Health Insurance Reserve Fund	TOTAL
<b>Food Service Operations - Program 3100</b>												
Salaries	0100	-	-	299,925	-	-	-	-	-	-	-	299,925
Employee Benefits	0200	-	-	116,967	-	-	-	-	-	-	-	116,967
Purchased Services	0300,0400,	-	-	-	-	-	-	-	-	-	-	-
	0500	-	-	2,500	-	-	-	-	-	-	-	2,500
Supplies and Materials	0600	-	-	306,500	-	-	-	-	-	-	-	306,500
Property	0700	-	-	-	-	-	-	-	-	-	-	-
Other	0800, 0900	-	-	-	-	-	-	-	-	-	-	-
<b>Total Other Support</b>		-	-	725,892	-	-	-	-	-	-	-	725,892
<b>Enterprise Operations - Program 3200</b>												
Salaries	0100	-	-	-	-	-	-	-	-	-	-	-
Employee Benefits	0200	-	-	-	-	-	-	-	-	-	-	-
Purchased Services	0300,0400,	-	-	-	-	-	-	-	-	-	-	-
	0500	-	-	-	-	-	-	-	-	-	-	-
Supplies and Materials	0600	-	-	-	-	-	-	-	-	-	-	-
Property	0700	-	-	-	-	-	-	-	-	-	-	-
Other	0800, 0900	-	-	-	-	-	-	-	-	-	-	-
<b>Total Enterprise Operations</b>		-	-	-	-	-	-	-	-	-	-	-
<b>Community Services - Program 3300</b>												
Salaries	0100	-	-	-	-	-	463,617	-	-	-	-	463,617
Employee Benefits	0200	-	-	-	-	-	192,020	-	-	-	-	192,020
Purchased Services	0300,0400,	-	-	-	-	-	-	-	-	-	-	-
	0500	-	-	-	-	-	35,526	-	-	-	-	35,526
Supplies and Materials	0600	-	-	-	-	-	38,839	-	-	-	-	38,839
Property	0700	-	-	-	-	-	-	-	-	-	-	-
Other	0800, 0900	-	-	-	-	-	158,011	-	-	-	-	158,011
<b>Total Community Services</b>		-	-	-	-	-	888,013	-	-	-	-	888,013
<b>Education for Adults - Program 3400</b>												
Salaries	0100	-	-	-	-	-	-	-	-	-	-	-
Employee Benefits	0200	-	-	-	-	-	-	-	-	-	-	-
Purchased Services	0300,0400,	-	-	-	-	-	-	-	-	-	-	-
	0500	-	-	-	-	-	-	-	-	-	-	-
Supplies and Materials	0600	-	-	-	-	-	-	-	-	-	-	-
Property	0700	-	-	-	-	-	-	-	-	-	-	-
Other	0800, 0900	-	-	-	-	-	-	-	-	-	-	-
<b>Total Education for Adults Services</b>		-	-	-	-	-	-	-	-	-	-	-
<b>Total Supporting Services</b>		4,389,622	33,490	725,892	2,193,041	-	935,970	-	-	-	1,871,757	10,149,772
<b>Property - Program 4000</b>												
Salaries	0100	-	-	-	-	-	-	-	-	-	-	-
Employee Benefits	0200	-	-	-	-	-	-	-	-	-	-	-
Purchased Services	0300,0400,	-	-	-	-	-	-	-	-	-	-	-
	0500	-	-	-	-	-	-	-	4,674,998.00	739,770	-	5,414,768
Supplies and Materials	0600	-	-	-	-	-	-	-	-	-	-	-
Property	0700	-	-	-	-	-	-	-	30,001,116.00	482,036	-	30,483,152
Other	0800, 0900	-	-	-	-	-	-	-	-	-	-	-
<b>Total Property</b>		-	-	-	-	-	-	-	34,676,114	1,221,806	-	35,897,920
<b>Other Uses - Program 5000s - including Transfers Out and/or Allocations Out as an expenditure</b>												
Salaries	0100	N/A	N/A	N/A	N/A	-	N/A	N/A	-	N/A	N/A	-
Employee Benefits	0200	N/A	N/A	N/A	N/A	-	N/A	N/A	-	N/A	N/A	-
Purchased Services	0300,0400,	-	-	-	-	-	-	-	-	-	-	-
	0500	N/A	N/A	N/A	N/A	-	N/A	N/A	-	N/A	N/A	-
Supplies and Materials	0600	N/A	N/A	N/A	N/A	-	N/A	N/A	-	N/A	N/A	-
Property	0700	N/A	N/A	N/A	N/A	-	N/A	N/A	-	N/A	N/A	-
Other	0800, 0900	-	-	-	-	-	-	958,735	-	-	-	958,735
<b>Total Other Uses</b>		-	-	-	-	-	-	958,735	-	-	-	958,735
<b>Total Expenditures</b>		10,680,134	328,290	725,892	2,687,353	275,000	940,682	958,735	34,676,114	1,221,806	1,871,757	54,365,763

FY2019-2020 SUMMARY BUDGET

Lake County School District R-1 District Code: 1510 Revised Budget Adopted: March 24, 2020												
Final Funded Pupil FTE: 935 K-12	Object Source	10 General Fund	19 Preschool and Kindergarten	21 Food Service	22 Governmental Designated Grants Fund	23 Athletic & Activity Fund	(26-29) Other Special Revenue	31 Bond Redemption	41 Capital Project Fund	43 Capital Reserve Capital Projects	64 Health Insurance Reserve Fund	TOTAL
<b>APPROPRIATED RESERVES</b>												
Other Reserved Fund Balance (9900)	0840	-	6,039	-	-	-	45,322	1,700,866	-	254,366	-	2,006,593
Other Restricted Reserves (932X)	0840	-	-	-	-	-	-	-	-	-	-	-
Reserved Fund Balance (9100)	0840	225,000	-	-	351,016	-	-	-	-	-	52,317	628,333
District Emergency Reserve (9315)	0840	-	-	-	-	-	-	-	-	-	-	-
Reserve for TABOR 3% (9321)	0840	-	-	-	-	-	-	-	-	-	-	-
Reserve for TABOR - Multi-Year Obligations (9322)	0840	-	-	-	-	-	-	-	-	-	-	-
<b>Total Reserves</b>		225,000	6,039	-	351,016	-	45,322	1,700,866	-	254,366	52,317	2,634,926
<b>Total Expenditures and Reserves</b>		10,905,134	334,329	725,892	3,038,369	275,000	986,004	2,659,601	34,676,114	1,476,172	1,924,074	57,000,689
<b>BUDGETED ENDING FUND BALANCE</b>												
Non-spendable fund balance (9900)	6710	-	-	-	-	-	-	-	-	-	-	-
Restricted fund balance (9990)	6720	-	-	-	-	-	-	-	-	-	-	-
TABOR 3% emergency reserve (9321)	6721	358,453.00	-	-	-	-	-	-	-	-	-	358,453
TABOR multi year obligations (9322)	6722	-	-	-	-	-	-	-	-	-	-	-
District emergency reserve (letter of credit or real estate) (9323)	6723	-	-	-	-	-	-	-	-	-	-	-
Colorado Preschool Program (CPP) (9324)	6724	-	-	-	-	-	-	-	-	-	-	-
Full day kindergarten reserve (9325)	6725	-	-	-	-	-	-	-	-	-	-	-
Risk-related / restricted capital reserve (9326)	6726	-	-	-	-	-	-	-	-	-	-	-
BEST capital renewal reserve (9327)	6727	-	-	-	-	-	-	-	-	-	-	-
Committed fund balance (9900)	6750	-	-	-	-	-	-	-	-	-	-	-
Committed fund balance (15% limit) (9200)	6750	-	-	-	-	-	-	-	-	-	-	-
Assigned fund balance (9900)	6760	-	-	-	-	-	-	-	-	-	-	-
Unassigned fund balance (9900)	6770	1,950,421.00	-	-	-	-	-	-	-	-	-	1,950,421
Net investment in capital assets (9900)	6790	-	-	-	-	-	-	-	-	-	-	-
Restricted net position (9900)	6791	-	-	-	-	-	-	-	-	-	-	-
Unrestricted net position (9900)	6792	-	-	-	-	-	-	-	-	-	-	-
<b>Total Ending Fund Balance</b>		2,308,874	-	-	-	-	-	-	-	-	-	2,308,874
<b>Total Available Beginning Fund Balance &amp; Revenues Less Total Expenditures &amp; Reserves Less Ending Fund Balance (Shall Equal Zero (0))</b>		-	-	-	-	-	-	-	-	-	-	-
Use of a portion of beginning fund balance resolution required?		Yes	Yes	Yes	No	No	Yes	Yes	Yes	No	Yes	Yes

LAKE COUNTY SCHOOL DISTRICT R-1  
FINAL FY20 (2019-20) REVISED BUDGET  
March 24, 2020

Account Number	Account Description	FY20 ORIG	FY20 REVISED	SRS	FDK	\$ Change FY20 ORIG to FY20 REVISED	% Change FY20 ORIG to FY20 REVISED	Notes for BOE
<b>REVENUE</b>								
0-10-600-00-0000-1110-000-000000	PROPERTY TAX REVENUE	\$ 6,112,610	\$ 6,323,949			\$ 211,339	3.5%	
0-10-600-00-0000-1120-000-000000	SPECIFIC OWNERSHIP TAX	\$ 293,010	\$ 306,582			\$ 13,572	4.6%	
0-10-600-00-0000-1140-000-000000	DELINQUENT TAX REVENUE	\$ 20,000	\$ 20,000			\$ -	0.0%	
0-10-600-00-0000-1143-000-000000	PENALTIES & INTEREST/TAX	\$ 13,000	\$ 13,000			\$ -	0.0%	
0-10-600-00-0000-1144-000-000000	BEGINNING FUND BALANCE	\$ 2,923,529	\$ 3,290,624			\$ 367,095	12.6%	Net of CPP BFB; includes minus last year's cap res tx.
0-10-600-00-0000-1510-000-000000	INTEREST ON INVESTMENTS	\$ 2,500	\$ 2,500			\$ -	0.0%	
0-10-600-00-0000-1740-000-000000	LCHS ATHLETIC/ACTIVITY FEES	\$ 14,000	\$ 14,000			\$ -	0.0%	
0-10-600-00-0000-1790-000-000000	LCMS ATHLETIC/ACTIVITY FEES	\$ 6,000	\$ 6,000			\$ -	0.0%	
0-10-600-00-0000-1910-000-000000	RENTAL/LEASES INCOME	\$ 5,415	\$ 5,415			\$ -	0.0%	
0-10-600-00-0000-1920-000-000000	MISC DONATIONS	\$ 25,000	\$ 25,000			\$ -	0.0%	
0-10-600-00-0000-1920-000-001202	PRE-COLLEGIATE REVENUE	\$ 92,583	\$ 92,583			\$ -	0.0%	COSI & CMC
0-10-600-00-0000-1920-000-001203	LCBAG RESILIENT SCHOOLS	\$ 5,000	\$ 7,503			\$ 2,503	50.1%	NEW
0-10-600-00-0000-1920-000-001210	PROJECT DREAM	\$ 40,000	\$ 10,000			\$ (30,000)	-75.0%	
0-10-600-00-0000-1920-000-001227	SCCC RESILIENT SCHOOLS COMMUNITY	\$ 10,663	\$ 11,709			\$ 1,046	9.8%	
0-10-600-00-0000-3000-000-003230	SMALL RURAL SCHOOLS FUNDING	\$ 255,000	\$ 255,405	\$ (255,000)		\$ 405	0.2%	
0-10-600-00-0000-1990-000-000000	MISC. LOCAL REVENUE	\$ 175,000	\$ 175,000			\$ -	0.0%	
0-10-600-00-0000-2010-000-000000	MINERAL LEASE REVENUE	\$ 15,000	\$ 15,000			\$ -	0.0%	
0-10-600-00-0000-3000-000-003139	ELPA PD SUPPORT	\$ 60,508	\$ 60,508			\$ -	0.0%	
0-10-600-00-0000-3000-000-003140	ELPA	\$ 52,795	\$ 52,795			\$ -	0.0%	
0-10-600-00-0000-3000-000-003160	TRANSPORTATION REVENUE	\$ 82,716	\$ 82,716			\$ -	0.0%	
0-10-600-00-0000-3000-000-003206	READ ACT REVENUE	\$ 45,913	\$ 28,764			\$ (17,149)	-37.4%	
0-10-600-00-0000-3000-000-003235	AT RISK FUNDING	\$ 6,000	\$ 6,000			\$ -	0.0%	
0-10-600-00-0000-3010-000-003120	CVA	\$ 40,764	\$ 33,868			\$ (6,896)	-16.9%	
0-10-600-00-0000-3110-000-000000	STATE EQUALIZATION	\$ 3,193,624	\$ 3,168,582		\$ (229,000)	\$ (25,042)	-0.8%	
0-10-600-00-0000-3111-000-000000	HOLD HARMLESS-FDK	\$ -	\$ -		\$ 98,506	\$ -		
0-10-600-00-0000-3200-000-003160	TRANSPORTATION ADJUSTMENT	\$ -	\$ -			\$ -		
0-10-600-00-0000-3210-000-000000	STATE AIDE REDUCTION	\$ -	\$ -			\$ -		
0-10-600-00-0000-3951-000-003130	BOCES - ECEA REVENUE	\$ 188,231	\$ 241,661			\$ 53,430		
0-10-600-00-0000-3951-000-003150	GIFTED/TALENTED	\$ 9,729	\$ 10,220			\$ 491	5.0%	
0-10-600-00-0000-3951-000-003183	BOCES GRANT WRITER	\$ 6,032	\$ 6,032			\$ -	0.0%	
0-10-600-00-0000-3951-000-003228	GIFTED ED SCREENING GRANT	\$ 5,434	\$ 5,369			\$ (65)	-1.2%	
0-10-600-00-0000-4010-000-009003	MEDICAID REVENUE	\$ 100,000	\$ 100,000			\$ -	0.0%	
0-10-600-00-0000-5819-000-003141	CPP TRANSFER	\$ -	\$ (327,686)			\$ (327,686)		
0-10-600-00-0000-5243-000-000000	CAPITAL RESERVE ALLOCATION	\$ -	\$ (450,000)	\$ 100,000		\$ (450,000)		\$100K from small rural, \$100K from Reserve
0-10-600-00-0000-5222-000-001201	FRIDAYS ALLOCATION	\$ -	\$ (400,000)			\$ (400,000)		From Fund 10 to Fund 22
0-10-600-00-0000-5226-000-000000	PRESCHOOL ALLOCATION	\$ -	\$ (75,000)		\$ 75,000	\$ (75,000)		From Fund 10 to Fund 26
0-10-600-00-0000-5221-000-000000	TRANSFER TO FOOD SERVICE	\$ -	\$ (60,000)	\$ 56,000		\$ (60,000)		
0-10-600-00-0000-4951-000-004027	BOCES-IDEA REV	\$ 144,874	\$ 155,909			\$ 11,035	7.6%	.9 OF \$174200, 10% INDIRECT COST
Totals:	FORMULA FUNDING	\$ 13,944,930	\$ 13,214,008					General Fund allocation
		\$ 9,599,244	\$ 9,799,113					
<b>EXPENSE</b>								
<b>WEST PARK</b>								
0-10-100-10-0010-0110-201-000000	ELEMENTARY TEACHER SAL.	\$ 390,866	\$ 390,866			\$ -	0.0%	
0-10-100-10-0010-0110-400-003206	READ ACT PARA SAL.	\$ -	\$ 8,270			\$ 8,270		Will allocate employees to these lines, from school budgets, at revision
0-10-100-10-0010-0110-400-000000	SUPPORT STAFF SALARY	\$ 20,675	\$ 20,675			\$ -	0.0%	
0-10-100-10-0010-0110-414-000000	DUTY MONITOR	\$ 2,000	\$ 2,000			\$ -	0.0%	
0-10-100-10-0010-0120-204-000000	SUBSTITUTE TEACHER SALARY	\$ 37,000	\$ 37,000			\$ -	0.0%	
0-10-100-10-0010-0120-239-000000	TRANSLATING SALARIES	\$ -	\$ -			\$ -		
0-10-100-10-0010-0120-400-000000	SUPPORT STAFF SUBS	\$ 5,000	\$ 5,000			\$ -	0.0%	
0-10-100-10-0010-0221-201-000000	ELEMENTARY TEACHER-MEDI	\$ 5,668	\$ 5,668			\$ -	0.0%	
0-10-100-10-0010-0221-400-003206	READ ACT PARA MEDICARE	\$ -	\$ 120			\$ 120		Will allocate employees to these lines, from school budgets, at revision
0-10-100-10-0010-0221-204-000000	SUB TEACHER-MEDICARE	\$ 537	\$ 537			\$ -	0.0%	
0-10-100-10-0010-0221-239-000000	TRANSLATING-MEDICARE	\$ -	\$ -			\$ -		
0-10-100-10-0010-0221-400-000000	SUPPORT STAFF-MEDICARE	\$ 300	\$ 300			\$ -	0.0%	
0-10-100-10-0010-0221-414-000000	DUTY MONITOR MEDICARE	\$ -	\$ -			\$ -		
0-10-100-10-0010-0230-201-000000	ELEMENTARY TEACHER-PERA	\$ 79,736	\$ 79,736			\$ -	0.0%	
0-10-100-10-0010-0230-400-003206	READ ACT PARA PERA	\$ -	\$ 1,688			\$ 1,688		Will allocate employees to these lines, from school budgets, at revision
0-10-100-10-0010-0230-204-000000	SUB TEACHER-PERA	\$ 7,363	\$ 7,363			\$ -	0.0%	
0-10-100-10-0010-0230-239-000000	TRANSLATING-PERA	\$ -	\$ -			\$ -		
0-10-100-10-0010-0230-400-000000	SUPPORT STAFF-PERA	\$ 4,218	\$ 4,218			\$ -	0.0%	
0-10-100-10-0010-0230-414-000000	DUTY MONITOR PERA	\$ -	\$ -			\$ -		
0-10-100-10-0010-0250-201-000000	ELEMENTARY TEACHER-HEALTH	\$ 65,164	\$ 65,164			\$ -	0.0%	
0-10-100-10-0010-0250-400-003206	READ ACT PARA-HEALTH	\$ -	\$ 5,076			\$ 5,076		Will allocate employees to these lines, from school budgets, at revision
0-10-100-10-0010-0250-204-000000	HEALTH INSURANCE	\$ -	\$ -			\$ -		
0-10-100-10-0010-0250-400-000000	SUPPORT STAFF-HEALTH INS.	\$ 210	\$ 210			\$ -	0.0%	
0-10-100-10-0010-0510-000-000000	STUDENT TRANSPORTATION	\$ 1,000	\$ 1,000			\$ -	0.0%	
0-10-100-10-0010-0533-000-000000	POSTAGE	\$ 700	\$ 700			\$ -	0.0%	

LAKE COUNTY SCHOOL DISTRICT R-1  
FINAL FY20 (2019-20) REVISED BUDGET  
March 24, 2020

Account Number	Account Description	FY20 ORIG	FY20 REVISED	SRS	FDK	\$ Change FY20 ORIG to FY20 REVISED	% Change FY20 ORIG to FY20 REVISED	Notes for BOE
0-10-100-10-0010-0550-000-000000	PRINTING & BINDING	\$ 800	\$ 800			\$ -	0.0%	
0-10-100-10-0010-0610-000-000000	SUPPLY	\$ 6,000	\$ 6,000			\$ -	0.0%	
0-10-100-10-0010-0611-000-000000	PAPER	\$ 2,000	\$ 2,000			\$ -	0.0%	
0-10-100-10-0010-0616-000-000000	STUDENT SUPPLIES	\$ -	\$ -			\$ -	0.0%	
0-10-100-10-0200-0110-201-000000	ART	\$ 43,373	\$ 44,005			\$ 632	1.5%	
0-10-100-10-0200-0110-415-000000	ART PARA SALARY	\$ -	\$ -			\$ -		
0-10-100-10-0200-0221-201-000000	ART-MEDICARE	\$ 629	\$ 638			\$ 9	1.4%	
0-10-100-10-0200-0221-415-000000	ART PARA MEDICARE	\$ -	\$ -			\$ -		
0-10-100-10-0200-0230-201-000000	ART-PERA	\$ 8,848	\$ 8,977			\$ 129	1.5%	
0-10-100-10-0200-0230-415-000000	ART PARA PERA	\$ -	\$ -			\$ -		
0-10-100-10-0200-0250-201-000000	ART-HEALTH	\$ 210	\$ 210			\$ -	0.0%	
0-10-100-10-0200-0250-415-000000	ART PARA HEALTH	\$ -	\$ -			\$ -		
0-10-100-10-0200-0610-000-000000	ART SUPPLIES	\$ 750	\$ 750			\$ -	0.0%	
0-10-100-10-0500-0610-000-000000	GENERAL SUPPLIES	\$ 300	\$ 300			\$ -	0.0%	
0-10-100-10-0620-0110-201-000000	ESL SALARY	\$ 22,119	\$ 22,119			\$ -		Will reallocate to appropriate grant at revision
0-10-100-10-0620-0221-201-000000	ESL - MEDICARE	\$ 321	\$ 321			\$ -		Will reallocate to appropriate grant at revision
0-10-100-10-0620-0230-201-000000	ESL - PERA	\$ 4,512	\$ 4,512			\$ -		Will reallocate to appropriate grant at revision
0-10-100-10-0620-0250-201-000000	ESL - HEALTH INS.	\$ 4,338	\$ 4,338			\$ -		Will reallocate to appropriate grant at revision
0-10-100-10-0800-0110-415-000000	P.E PARA SALARY	\$ 28,694	\$ 28,148			\$ (546)	-1.9%	
0-10-100-10-0800-0221-415-000000	P.E PARA MEDICARE	\$ 629	\$ 408			\$ (221)	-35.1%	
0-10-100-10-0800-0230-415-000000	P.E PARA PERA	\$ 8,848	\$ 5,742			\$ (3,106)	-35.1%	
0-10-100-10-0800-0250-415-000000	P.E PERA HEALTH	\$ -	\$ 210			\$ 210		
0-10-100-10-0800-0610-000-000000	PE GENERAL SUPPLIES	\$ 350	\$ 350			\$ -	0.0%	
0-10-100-10-1100-0610-000-000000	MATH GENERAL SUPPLIES	\$ 350	\$ 350			\$ -	0.0%	
0-10-100-10-1200-0110-415-000000	MUSIC PARA SALARY	\$ 30,312	\$ 30,312			\$ -	0.0%	
0-10-100-10-1200-0221-415-000000	MUSIC PARA MEDICARE	\$ 440	\$ 440			\$ -	0.0%	
0-10-100-10-1200-0230-415-000000	MUSIC PARA PERA	\$ 6,184	\$ 6,184			\$ -	0.0%	
0-10-100-10-1200-0250-415-000000	MUSIC PARA HEALTH	\$ 8,676	\$ 8,676			\$ -	0.0%	
0-10-100-10-1200-0610-000-000000	MUSIC GENERAL SUPPLIES	\$ 200	\$ 200			\$ -	0.0%	
0-10-100-10-1310-0610-000-000000	SCIENCE SUPPLIES	\$ 200	\$ 200			\$ -	0.0%	
0-10-100-10-1500-0610-000-000000	S.S GENERAL SUPPLIES	\$ 300	\$ 300			\$ -	0.0%	
0-10-100-12-1700-0110-202-003130	SPECIAL ED. SALARY	\$ 103,951	\$ 104,628			\$ 678	0.7%	
0-10-100-12-1700-0110-400-003130	SPECIAL ED. PARA SALARY	\$ 83,367	\$ 83,367			\$ -	0.0%	Added preschool SPED para
0-10-100-12-1700-0221-202-003130	SPECIAL ED.-MEDICARE	\$ 1,507	\$ 1,517			\$ 10	0.7%	
0-10-100-12-1700-0221-400-003130	SPECIAL ED. PARA-MEDICARE	\$ 1,208	\$ 1,208			\$ -	0.0%	
0-10-100-12-1700-0230-202-003130	SPECIAL ED.-PERA	\$ 21,205	\$ 21,343			\$ 138	0.7%	
0-10-100-12-1700-0230-400-003130	SPECIAL ED. PARA-PERA	\$ 17,008	\$ 17,008			\$ -	0.0%	
0-10-100-12-1700-0250-202-003130	SPECIAL ED.-HEALTH INS.	\$ 23,696	\$ 23,696			\$ -	0.0%	
0-10-100-12-1700-0250-400-003130	SPECIAL ED.-HEALTH INS.	\$ 17,352	\$ 26,028			\$ 8,676	50.0%	
0-10-100-12-1700-0610-000-003130	GENERAL SUPPLIES	\$ 400	\$ 400			\$ -	0.0%	
0-10-100-12-1771-0610-000-003130	SPEECH PATH - SUPPLIES	\$ 200	\$ 200			\$ -	0.0%	
0-10-100-20-2122-0110-211-000000	COUNSELING SERVICES	\$ 25,095	\$ 25,095			\$ -	0.0%	
0-10-100-20-2122-0221-211-000000	COUNSELOR-MEDICARE	\$ 364	\$ 364			\$ -	0.0%	
0-10-100-20-2122-0230-211-000000	COUNSELOR-PERA	\$ 5,119	\$ 5,119			\$ -	0.0%	
0-10-100-20-2122-0250-211-000000	COUNSELOR-HEALTH INS.	\$ 6,344	\$ 6,344			\$ -	0.0%	
0-10-100-20-2122-0610-000-000000	GENERAL SUPPLIES	\$ 200	\$ 200			\$ -	0.0%	
0-10-100-20-2222-0110-411-000000	LIBRARY PARAPRO SALARY	\$ -	\$ -			\$ -		
0-10-100-20-2222-0221-411-000000	MEDICARE	\$ -	\$ -			\$ -		
0-10-100-20-2222-0230-411-000000	LIBRARY PERA	\$ -	\$ -			\$ -		
0-10-100-20-2222-0250-411-000000	LIBRARY-HEALTH INS.	\$ -	\$ -			\$ -		
0-10-100-24-2410-0110-105-000000	PRINCIPAL SALARY	\$ 75,705	\$ 75,705			\$ -	0.0%	
0-10-100-24-2410-0110-513-000000	OFFICE SECRETARY SALARY	\$ 36,572	\$ 36,927			\$ 355	1.0%	
0-10-100-24-2410-0221-105-000000	PRINCIPAL-MEDICARE	\$ 1,098	\$ 1,098			\$ -	0.0%	
0-10-100-24-2410-0221-513-000000	OFFICE SEC.-MEDICARE	\$ 530	\$ 535			\$ 5	0.9%	
0-10-100-24-2410-0230-105-000000	PRINCIPAL-PERA	\$ 15,444	\$ 15,444			\$ -	0.0%	
0-10-100-24-2410-0230-513-000000	OFFICE SEC.-PERA	\$ 7,461	\$ 7,533			\$ 72	1.0%	
0-10-100-24-2410-0250-105-000000	PRINCIPAL-HEALTH INS.	\$ 12,688	\$ 12,688			\$ -	0.0%	
0-10-100-24-2410-0250-513-000000	OFFICE SEC.-HEALTH INS.	\$ 12,688	\$ 12,688			\$ -	0.0%	
0-10-100-24-2410-0580-000-000000	TRAVEL/REGISTRATION	\$ 300	\$ 300			\$ -	0.0%	
0-10-100-24-2410-0610-000-000000	OFFICE SUPPLIES	\$ 2,000	\$ 2,000			\$ -	0.0%	
0-10-100-26-2600-0110-608-000000	CUSTODIAL SALARY	\$ 81,689	\$ 82,417			\$ 728	0.9%	
0-10-100-26-2600-0120-608-000000	SUBSTITUTE CUSTODIAN	\$ -	\$ -			\$ -		
0-10-100-26-2600-0221-608-000000	MEDICARE	\$ 1,185	\$ 1,195			\$ 10	0.8%	
0-10-100-26-2600-0230-608-000000	PERA	\$ 16,665	\$ 16,813			\$ 148	0.9%	
0-10-100-26-2600-0250-608-000000	HEALTH INS.	\$ 17,352	\$ 17,352			\$ -	0.0%	
		\$ 1,388,212	\$ 1,411,293					
<b>LCIS</b>								
0-10-101-10-0010-0110-201-000000	ELEMENTARY TEACHER SAL.	\$ 515,761	\$ 515,761			\$ -	0.0%	
0-10-101-10-0010-0110-400-000000	SUPPORT STAFF SALARY	\$ -	\$ -			\$ -		



**LAKE COUNTY SCHOOL DISTRICT R-1  
FINAL FY20 (2019-20) REVISED BUDGET  
March 24, 2020**

Account Number	Account Description	FY20 ORIG	FY20 REVISED	SRS	FDK	\$ Change FY20 ORIG to FY20 REVISED	% Change FY20 ORIG to FY20 REVISED	Notes for BOE
0-10-101-10-0010-0110-414-000000	DUTY MONITOR	\$ -	\$ 2,500			\$ 2,500		
0-10-101-10-0010-0120-204-000000	SUBSTITUTE TEACHER SALARY	\$ 36,000	\$ 36,000			\$ -	0.0%	
0-10-101-10-0010-0120-239-000000	TRANSLATING SALARIES	\$ -	\$ -			\$ -		
0-10-101-10-0010-0120-400-000000	SUPPORT STAFF SUBS	\$ -	\$ -			\$ -		
0-10-101-10-0010-0221-201-000000	ELEMENTARY TEACHER-MEDI	\$ 7,479	\$ 7,479			\$ -	0.0%	
0-10-101-10-0010-0221-204-000000	SUB TEACHER-MEDICARE	\$ 522	\$ 522			\$ -	0.0%	
0-10-101-10-0010-0221-239-000000	TRANSLATING-MEDICARE	\$ -	\$ -			\$ -		
0-10-101-10-0010-0221-400-000000	SUPPORT STAFF-MEDICARE	\$ -	\$ -			\$ -		
0-10-101-10-0010-0221-414-000000	DUTY MONITOR MEDICARE	\$ -	\$ 36			\$ 36		
0-10-101-10-0010-0230-201-000000	ELEMENTARY TEACHER-PERA	\$ 105,216	\$ 105,216			\$ -	0.0%	
0-10-101-10-0010-0230-204-000000	SUB TEACHER-PERA	\$ 7,164	\$ 7,164			\$ -	0.0%	
0-10-101-10-0010-0230-239-000000	TRANSLATING-PERA	\$ -	\$ -			\$ -		
0-10-101-10-0010-0230-400-000000	SUPPORT STAFF-PERA	\$ -	\$ -			\$ -		
0-10-101-10-0010-0230-414-000000	DUTY MONITOR PERA	\$ -	\$ 510			\$ 510		
0-10-101-10-0010-0250-201-000000	ELEMENTARY TEACHER-HEALTH	\$ 86,738	\$ 86,738			\$ -	0.0%	
0-10-101-10-0010-0250-204-000000	HEALTH INSURANCE	\$ -	\$ -			\$ -		
0-10-101-10-0010-0250-239-000000	TRANSLATING-HEALTH	\$ -	\$ -			\$ -		
0-10-101-10-0010-0250-414-000000	DUTY HEALTH	\$ -	\$ -			\$ -		
0-10-101-10-0010-0510-000-000000	STUDENT TRANSPORTATION	\$ 2,000	\$ 2,000			\$ -	0.0%	
0-10-101-10-0010-0533-000-000000	POSTAGE	\$ 1,200	\$ 1,200			\$ -	0.0%	
0-10-101-10-0010-0550-000-000000	PRINTING & BINDING	\$ 500	\$ 500			\$ -	0.0%	
0-10-101-10-0010-0610-000-000000	SUPPLY	\$ 3,430	\$ 3,430			\$ -	0.0%	
0-10-101-10-0010-0611-000-000000	PAPER	\$ 3,500	\$ 3,500			\$ -	0.0%	
0-10-101-10-0010-0616-000-000000	STUDENT SUPPLIES	\$ -	\$ -			\$ -		
0-10-101-10-0010-0640-000-000000	BOOKS/PERIODICALS	\$ 1,000	\$ 1,000			\$ -	0.0%	
0-10-101-10-0200-0110-201-000000	ART	\$ 43,754	\$ 43,754			\$ -	0.0%	
0-10-101-10-0200-0221-201-000000	ART-MEDICARE	\$ 634	\$ 634			\$ -	0.0%	
0-10-101-10-0200-0230-201-000000	ART-PERA	\$ 8,926	\$ 8,926			\$ -	0.0%	
0-10-101-10-0200-0250-201-000000	ART-HEALTH	\$ 8,676	\$ 8,676			\$ -	0.0%	
0-10-101-10-0200-0610-000-000000	ART SUPPLIES	\$ 1,300	\$ 1,300			\$ -	0.0%	
0-10-101-10-0500-0610-000-000000	GENERAL SUPPLIES	\$ 800	\$ 800			\$ -	0.0%	
0-10-101-10-0620-0110-201-000000	ESL SALARY	\$ 22,119	\$ 22,119			\$ -		Will reallocate to appropriate grant at revision
0-10-101-10-0620-0110-400-000000	ESL PARAPRO SALARY	\$ -	\$ -			\$ -		
0-10-101-10-0620-0221-201-000000	ESL - MEDICARE	\$ 321	\$ 321			\$ -		Will reallocate to appropriate grant at revision
0-10-101-10-0620-0221-400-000000	ESL MEDICARE SALARY	\$ -	\$ -			\$ -		
0-10-101-10-0620-0230-201-000000	ESL - PERA	\$ 4,512	\$ 4,512			\$ -		Will reallocate to appropriate grant at revision
0-10-101-10-0620-0230-400-000000	ESL PARAPRO PARA	\$ -	\$ -			\$ -		
0-10-101-10-0620-0250-201-000000	ESL - HEALTH INS.	\$ 4,338	\$ 4,338			\$ -		Will reallocate to appropriate grant at revision
0-10-101-10-0620-0610-000-000000	GENERAL SUPPLIES	\$ 200	\$ 200			\$ -	0.0%	
0-10-101-10-0800-0110-201-000000	P.E. SALARY	\$ 48,321	\$ 48,321			\$ -	0.0%	
0-10-101-10-0800-0221-201-000000	P.E.-MEDICARE	\$ 701	\$ 701			\$ -	0.0%	
0-10-101-10-0800-0230-201-000000	P.E.-PERA	\$ 9,857	\$ 9,857			\$ -	0.0%	
0-10-101-10-0800-0250-201-000000	P.E.-HEALTH INS.	\$ 12,688	\$ 12,688			\$ -	0.0%	
0-10-101-10-0800-0610-000-000000	GENERAL SUPPLIES	\$ 300	\$ 300			\$ -	0.0%	
0-10-101-10-1100-0610-000-000000	GENERAL SUPPLIES	\$ 800	\$ 800			\$ -	0.0%	
0-10-101-10-1200-0110-201-000000	MUSIC	\$ 51,514	\$ 51,514			\$ -	0.0%	
0-10-101-10-1200-0221-201-000000	MUSIC-MEDICARE	\$ 747	\$ 747			\$ -	0.0%	
0-10-101-10-1200-0230-201-000000	MUSIC-PERA	\$ 10,509	\$ 10,509			\$ -	0.0%	
0-10-101-10-1200-0250-201-000000	MUSIC-HEALTH INS.	\$ 210	\$ 210			\$ -		
0-10-101-10-1200-0610-000-000000	GENERAL SUPPLIES	\$ 1,000	\$ 1,000			\$ -	0.0%	
0-10-101-10-1250-0430-000-000000	REPAIR/MAINT.	\$ 800	\$ 800			\$ -	0.0%	
0-10-101-10-1310-0610-000-000000	GENERAL SUPPLIES	\$ 800	\$ 800			\$ -	0.0%	
0-10-101-10-1600-0610-000-000000	TECH SUPPLIES	\$ 200	\$ 200			\$ -	0.0%	
0-10-101-12-1700-0110-202-003130	SPECIAL ED. SALARY	\$ 143,705	\$ 151,543			\$ 7,838	5.5%	
0-10-101-12-1700-0110-202-004027	IDEA SALARY	\$ -	\$ -			\$ -		Will allocate employees to these lines, from school budgets, at revision
0-10-101-12-1700-0110-400-003130	SPECIAL ED. PARA SALARY	\$ 43,353	\$ 89,902			\$ 46,549	107.4%	
0-10-101-12-1700-0221-202-003130	SPECIAL ED.-MEDICARE	\$ 2,042	\$ 2,042			\$ -	0.0%	
0-10-101-12-1700-0221-202-004027	IDEA MEDICARE	\$ -	\$ -			\$ -		
0-10-101-12-1700-0221-400-003130	SPECIAL ED. PARA-MEDICARE	\$ 628	\$ 1,304			\$ 676	107.6%	
0-10-101-12-1700-0230-202-003130	SPECIAL ED.-PERA	\$ 28,640	\$ 30,239			\$ 1,599	5.6%	
0-10-101-12-1700-0230-202-004027	IDEA PERA	\$ -	\$ -			\$ -		
0-10-101-12-1700-0230-400-003130	SPECIAL ED. PARA-PERA	\$ 8,844	\$ 18,340			\$ 9,496	107.4%	
0-10-101-12-1700-0250-202-003130	SPECIAL ED.-HEALTH INS.	\$ 26,061	\$ 26,061			\$ -	0.0%	
0-10-101-12-1700-0250-202-004027	IDEA HEALTH	\$ -	\$ -			\$ -		
0-10-101-12-1700-0250-400-003130	SPECIAL ED.-HEALTH INS.	\$ 17,352	\$ 17,352			\$ -	0.0%	
0-10-101-12-1700-0610-000-003130	GENERAL SUPPLIES	\$ 375	\$ 375			\$ -	0.0%	
0-10-101-12-1771-0610-000-003130	SPEECH PATH - SUPPLIES	\$ 200	\$ 200			\$ -	0.0%	
0-10-101-20-2122-0110-211-000000	COUNSELING SERVICES	\$ 67,135	\$ 61,010			\$ (6,125)	-9.1%	.5 Social Worker, 1.0 Behavioral Health Specialist
0-10-101-20-2122-0221-211-000000	COUNSELOR-MEDICARE	\$ 973	\$ 884			\$ (89)	-9.1%	



LAKE COUNTY SCHOOL DISTRICT R-1  
FINAL FY20 (2019-20) REVISED BUDGET  
March 24, 2020

Account Number	Account Description	FY20 ORIG	FY20 REVISED	SRS	FDK	\$ Change FY20 ORIG to FY20 REVISED	% Change FY20 ORIG to FY20 REVISED	Notes for BOE
0-10-101-20-2122-0230-211-000000	COUNSELOR-PERA	\$ 13,696	\$ 12,446			\$ (1,250)	-9.1%	
0-10-101-20-2122-0250-211-000000	COUNSELOR-HEALTH INS.	\$ 13,014	\$ 11,837			\$ (1,177)	-9.0%	
0-10-101-20-2122-0610-000-000000	COUNSELOR SUPPLIES	\$ 200	\$ 200			\$ -	0.0%	
0-10-101-20-2222-0110-411-000000	LIBRARY PARAPRO SALARY	\$ 29,000	\$ 29,000			\$ -	0.0%	
0-10-101-20-2222-0221-411-000000	MEDICARE	\$ 421	\$ 421			\$ -	0.0%	
0-10-101-20-2222-0230-411-000000	LIBRARY PERA	\$ 5,916	\$ 5,916			\$ -	0.0%	
0-10-101-20-2222-0250-411-000000	LIBRARY-HEALTH INS.	\$ 8,676	\$ 8,676			\$ -	0.0%	
0-10-101-24-2410-0110-105-000000	PRINCIPAL SALARY	\$ 78,000	\$ 78,000			\$ -	0.0%	
0-10-101-24-2410-0110-513-000000	OFFICE SECRETARY SALARY	\$ 66,073	\$ 66,707			\$ 634	1.0%	
0-10-101-24-2410-0221-105-000000	PRINCIPAL-MEDICARE	\$ 1,131	\$ 1,131			\$ -	0.0%	
0-10-101-24-2410-0221-513-000000	OFFICE SEC.-MEDICARE	\$ 958	\$ 967			\$ 9	0.9%	
0-10-101-24-2410-0230-105-000000	PRINCIPAL-PERA	\$ 15,912	\$ 15,912			\$ -	0.0%	
0-10-101-24-2410-0230-513-000000	OFFICE SEC.-PERA	\$ 13,479	\$ 13,608			\$ 129	1.0%	
0-10-101-24-2410-0250-105-000000	PRINCIPAL-HEALTH INS.	\$ 12,688	\$ 12,688			\$ -	0.0%	
0-10-101-24-2410-0250-513-000000	OFFICE SEC.-HEALTH INS.	\$ 12,898	\$ 12,898			\$ -	0.0%	
0-10-101-24-2410-0580-000-000000	TRAVEL/REGISTRATION	\$ 150	\$ 150			\$ -	0.0%	
0-10-101-24-2410-0610-000-000000	OFFICE SUPPLIES	\$ 3,000	\$ 3,000			\$ -	0.0%	
0-10-101-26-2600-0110-608-000000	CUSTODIAL SALARY	\$ 102,905	\$ 102,905			\$ -	0.0%	
0-10-101-26-2600-0120-608-000000	SUBSTITUTE CUSTODIAN	\$ -	\$ -			\$ -		
0-10-101-26-2600-0221-608-000000	MEDICARE	\$ 1,494	\$ 1,494			\$ -	0.0%	
0-10-101-26-2600-0230-608-000000	PERA	\$ 20,992	\$ 20,992			\$ -	0.0%	
0-10-101-26-2600-0250-608-000000	HEALTH INS.	\$ 30,366	\$ 30,366			\$ -	0.0%	
		<b>\$ 1,774,814</b>	<b>\$ 1,836,149</b>					
<b>JR HIGH SCHOOL</b>								
0-10-201-10-0020-0110-201-000000	ELEMENTARY TEACHER SALARY	\$ -	\$ -			\$ -		
0-10-201-10-0020-0110-414-000000	ISS SALARY	\$ -	\$ -			\$ -		
0-10-201-10-0020-0120-204-000000	SUBSTITUTE TEACHER SALARY	\$ 7,000	\$ 7,000			\$ -	0.0%	
0-10-201-10-0020-0120-239-000000	TRANSLATING SALARIES	\$ -	\$ -			\$ -		
0-10-201-10-0020-0120-400-000000	SUPPORT STAFF SUBS	\$ 3,000	\$ 3,000			\$ -	0.0%	
0-10-201-10-0020-0120-414-000000	DETENTION/DUTY SALARIES	\$ -	\$ -			\$ -		
0-10-201-10-0020-0221-201-000000	ELEM TEACHER - MEDICARE	\$ -	\$ -			\$ -		
0-10-201-10-0020-0221-204-000000	SUB TEACHER-MEDICARE	\$ 102	\$ 102			\$ -	0.0%	
0-10-201-10-0020-0221-239-000000	TRANSLATING-MEDICARE	\$ -	\$ -			\$ -		
0-10-201-10-0020-0221-400-000000	SUPPORT STAFF-MEDICARE	\$ 44	\$ 44			\$ -	0.0%	
0-10-201-10-0020-0221-414-000000	ISS-MEDICARE	\$ -	\$ -			\$ -		
0-10-201-10-0020-0230-201-000000	ELEM TEACHER - PERA	\$ -	\$ -			\$ -		
0-10-201-10-0020-0230-204-000000	SUB TEACHER-PERA	\$ 1,359	\$ 1,359			\$ -	0.0%	
0-10-201-10-0020-0230-239-000000	TRANSLATING-PERA	\$ -	\$ -			\$ -		
0-10-201-10-0020-0230-400-000000	SUPPORT STAFF-PERA	\$ 582	\$ 582			\$ -	0.0%	
0-10-201-10-0020-0230-414-000000	ISS-PERA	\$ -	\$ -			\$ -		
0-10-201-10-0020-0250-201-000000	ELEM TEACHER - HEALTH INS	\$ -	\$ -			\$ -		
0-10-201-10-0020-0250-204-000000	HEALTH INSURANCE	\$ -	\$ -			\$ -		
0-10-201-10-0020-0320-000-000000	PROFESSIONAL EDUCATION	\$ 150	\$ 150			\$ -	0.0%	
0-10-201-10-0020-0510-000-000000	STUDENT TRANSPORTATION	\$ 1,250	\$ 1,250			\$ -	0.0%	
0-10-201-10-0020-0533-000-000000	POSTAGE	\$ 500	\$ 500			\$ -	0.0%	
0-10-201-10-0020-0550-000-000000	PRINTING & BINDING	\$ 500	\$ 500			\$ -	0.0%	
0-10-201-10-0020-0580-000-000000	TRAVEL/REGISTRATION	\$ 300	\$ 300			\$ -	0.0%	
0-10-201-10-0020-0610-000-000000	GENERAL SUPPLIES	\$ 2,000	\$ 2,000			\$ -	0.0%	
0-10-201-10-0020-0611-000-000000	PAPER	\$ 1,025	\$ 1,025			\$ -	0.0%	
0-10-201-10-0020-0614-000-000000	CSAP SUPPLIES	\$ -	\$ -			\$ -		
0-10-201-10-0020-0615-000-000000	LITERACY SUPPLIES	\$ 2,000	\$ 2,000			\$ -	0.0%	
0-10-201-10-0020-0640-000-000000	BOOKS/PERIODICALS	\$ 1,000	\$ 1,000			\$ -	0.0%	
0-10-201-10-0200-0110-201-000000	ART	\$ 15,332	\$ 15,332			\$ -	0.0%	
0-10-201-10-0200-0221-201-000000	ART-MEDICARE	\$ 222	\$ 222			\$ -	0.0%	
0-10-201-10-0200-0230-201-000000	ART-PERA	\$ 3,128	\$ 3,128			\$ -	0.0%	
0-10-201-10-0200-0250-201-000000	ART-HEALTH INS.	\$ 2,863	\$ 2,863			\$ -	0.0%	
0-10-201-10-0200-0610-000-000000	ART SUPPLIES	\$ 1,000	\$ 1,000			\$ -	0.0%	
0-10-201-10-0500-0110-201-000000	LANGUAGE ARTS	\$ 44,695	\$ 45,420			\$ 725	1.6%	
0-10-201-10-0500-0221-201-000000	LANGUAGE ARTS-MEDICARE	\$ 648	\$ 659			\$ 11	1.7%	
0-10-201-10-0500-0230-201-000000	LANGUAGE ARTS-PERA	\$ 9,118	\$ 9,266			\$ 148	1.6%	
0-10-201-10-0500-0250-201-000000	LANGUAGE ARTS-HEALTH INS.	\$ 210	\$ 210			\$ -	0.0%	
0-10-201-10-0500-0610-000-000000	GENERAL SUPPLIES	\$ 250	\$ 250			\$ -	0.0%	
0-10-201-10-0511-0110-201-000000	READING TEACHER SALARY	\$ -	\$ -			\$ -		
0-10-201-10-0511-0221-201-000000	READING TEACHER MEDICARE	\$ -	\$ -			\$ -		
0-10-201-10-0511-0230-201-000000	READING TEACHER PERA	\$ -	\$ -			\$ -		
0-10-201-10-0511-0250-201-000000	READING TEACHER HEALTH	\$ -	\$ -			\$ -		
0-10-201-10-0620-0110-201-000000	ESL SALARY	\$ 13,250	\$ -			\$ (13,250)	-100.0%	Shifted from certified role to instructor
0-10-201-10-0620-0221-201-000000	ESL - MEDICARE	\$ 192	\$ -			\$ (192)	-100.0%	
0-10-201-10-0620-0230-201-000000	ESL - PERA	\$ 2,703	\$ -			\$ (2,703)	-100.0%	

LAKE COUNTY SCHOOL DISTRICT R-1  
FINAL FY20 (2019-20) REVISED BUDGET  
March 24, 2020

Account Number	Account Description	FY20 ORIG	FY20 REVISED	SRS	FDK	\$ Change FY20 ORIG to FY20 REVISED	% Change FY20 ORIG to FY20 REVISED	Notes for BOE
0-10-201-10-0620-0250-201-000000	ESL - HEALTH INS.	\$ 4,338	\$ -			\$ (4,338)	-100.0%	
0-10-201-10-0620-0110-400-000000	ESL PARAPRO SALARY	\$ -	\$ 13,250			\$ 13,250		Shifted from certified role to instructor
0-10-201-10-0620-0221-400-000000	ESL - PARAPRO MEDICARE	\$ -	\$ 192			\$ 192		
0-10-201-10-0620-0230-400-000000	ESL - PARAPRO PERA	\$ -	\$ 2,703			\$ 2,703		
0-10-201-10-0620-0250-400-000000	ESL - PARAPRO HEALTH INS.	\$ -	\$ 4,338			\$ 4,338		
0-10-201-10-0620-0610-000-000000	GENERAL SUPPLIES	\$ 150	\$ 150			\$ -	0.0%	
0-10-201-10-0800-0110-201-000000	P.E. SALARY	\$ 21,792	\$ 22,119			\$ 327	1.5%	
0-10-201-10-0800-0221-201-000000	P.E.-MEDICARE	\$ 316	\$ 321			\$ 5	1.6%	
0-10-201-10-0800-0230-201-000000	P.E.-PERA	\$ 4,445	\$ 4,512			\$ 67	1.5%	
0-10-201-10-0800-0250-201-000000	P.E.-HEALTH INS.	\$ 4,338	\$ 4,338			\$ -	0.0%	
0-10-201-10-0800-0610-000-000000	GENERAL SUPPLIES	\$ 200	\$ 200			\$ -	0.0%	
0-10-201-10-1100-0110-201-000000	MATHEMATICS	\$ 85,126	\$ 85,758			\$ 632	0.7%	
0-10-201-10-1100-0221-201-000000	MATHEMATICS-MEDICARE	\$ 1,234	\$ 1,243			\$ 9	0.7%	
0-10-201-10-1100-0230-201-000000	MATHEMATICS-PERA	\$ 17,366	\$ 17,494			\$ 128	0.7%	
0-10-201-10-1100-0250-201-000000	MATHEMATICS-HEALTH INS.	\$ 17,352	\$ 17,352			\$ -	0.0%	
0-10-201-10-1100-0610-000-000000	GENERAL SUPPLIES	\$ 200	\$ 200			\$ -	0.0%	
0-10-201-10-1200-0110-201-000000	MUSIC	\$ 32,102	\$ 32,102			\$ -	0.0%	
0-10-201-10-1200-0221-201-000000	MUSIC-MEDICARE	\$ 465	\$ 465			\$ -	0.0%	
0-10-201-10-1200-0230-201-000000	MUSIC-PERA	\$ 6,549	\$ 6,549			\$ -	0.0%	
0-10-201-10-1200-0250-201-000000	MUSIC-HEALTH INS.	\$ 6,507	\$ 6,507			\$ -	0.0%	
0-10-201-10-1240-0610-000-000000	GENERAL SUPPLIES	\$ 205	\$ 205			\$ -	0.0%	
0-10-201-10-1250-0430-000-000000	REPAIR/MAINT.	\$ 100	\$ 100			\$ -	0.0%	
0-10-201-10-1250-0610-000-000000	GENERAL SUPPLIES	\$ 500	\$ 500			\$ -	0.0%	
0-10-201-10-1310-0110-201-000000	SCIENCE	\$ 44,237	\$ 44,237			\$ -	0.0%	
0-10-201-10-1310-0221-201-000000	SCIENCE-MEDICARE	\$ 641	\$ 641			\$ -	0.0%	
0-10-201-10-1310-0230-201-000000	SCIENCE-PERA	\$ 9,024	\$ 9,024			\$ -	0.0%	
0-10-201-10-1310-0250-201-000000	SCIENCE-HEALTH INS.	\$ 8,676	\$ 8,676			\$ -	0.0%	
0-10-201-10-1310-0610-000-000000	GENERAL SUPPLIES	\$ 1,200	\$ 1,200			\$ -	0.0%	
0-10-201-10-1500-0110-201-000000	SOCIAL STUDIES-SALARY	\$ 44,585	\$ 44,585			\$ -	0.0%	
0-10-201-10-1500-0221-201-000000	SOCIAL STUDIES-MEDICARE	\$ 646	\$ 646			\$ -	0.0%	
0-10-201-10-1500-0230-201-000000	SOCIAL STUDIES-PERA	\$ 9,095	\$ 9,095			\$ -	0.0%	
0-10-201-10-1500-0250-201-000000	SOCIAL STUDIES-HEALTH INS	\$ 12,688	\$ 12,688			\$ -	0.0%	
0-10-201-10-1500-0610-000-000000	GENERAL SUPPLIES	\$ 250	\$ 250			\$ -	0.0%	
0-10-201-10-1600-0110-201-000000	TECHNOLOGY-SALARY	\$ 35,520	\$ 35,520			\$ -	0.0%	
0-10-201-10-1600-0221-201-000000	TECHNOLOGY-MEDICARE	\$ 515	\$ 515			\$ -	0.0%	
0-10-201-10-1600-0230-201-000000	TECHNOLOGY-PERA	\$ 7,246	\$ 7,246			\$ -	-96.5%	
0-10-201-10-1600-0250-201-000000	TECHNOLOGY-HEALTH INS.	\$ 8,501	\$ 8,501			\$ -		
0-10-201-10-1600-0610-000-000000	SUPPLIES	\$ 250	\$ 250			\$ -	0.0%	
0-10-201-12-1700-0110-202-003130	SPECIAL ED. SALARY	\$ 93,374	\$ 48,088			\$ (45,286)	-48.5%	Will reallocate to appropriate grant at revision
0-10-201-12-1700-0110-202-004027	IDEA SALARY		\$ 48,789			\$ 48,789		Will allocate employees to these lines, from school budgets, at revision
0-10-201-12-1700-0110-400-003130	SPECIAL ED. PARA SALARY					\$ -		
0-10-201-12-1700-0221-202-003130	SPECIAL ED.-MEDICARE	\$ 1,354	\$ 697			\$ (657)	-48.5%	Will reallocate to appropriate grant at revision
0-10-201-12-1700-0221-202-004027	IDEA MEDICARE		\$ 707			\$ 707		Will allocate employees to these lines, from school budgets, at revision
0-10-201-12-1700-0221-400-003130	SPECIAL ED. PARA-MEDICARE	\$ -	\$ -			\$ -		
0-10-201-12-1700-0230-202-003130	SPECIAL ED.-PERA	\$ 19,048	\$ 9,810			\$ (9,238)	-48.5%	Will reallocate to appropriate grant at revision
0-10-201-12-1700-0230-202-004027	IDEA PERA		\$ 9,953			\$ 9,953		Will allocate employees to these lines, from school budgets, at revision
0-10-201-12-1700-0230-400-003130	SPECIAL ED. PARA-PERA	\$ -	\$ -			\$ -		
0-10-201-12-1700-0250-202-003130	SPECIAL ED.-HEALTH INS.	\$ 17,352	\$ 8,676			\$ (8,676)	-50.0%	Will reallocate to appropriate grant at revision
0-10-201-12-1700-0250-202-004027	IDEA HEALTH		\$ 8,676			\$ 8,676		Will allocate employees to these lines, from school budgets, at revision
0-10-201-12-1700-0250-400-003130	SPECIAL ED.-HEALTH INS.	\$ -	\$ -			\$ -		
0-10-201-12-1700-0610-000-003130	GENERAL SUPPLIES	\$ 275	\$ 275			\$ -	0.0%	
0-10-201-12-1771-0610-000-003130	SPEECH PATH - SUPPLIES	\$ 200	\$ 200			\$ -	0.0%	
0-10-201-12-1780-0610-000-003130	GENERAL SUPPLIES	\$ -	\$ -			\$ -		
0-10-201-14-1800-0110-210-000000	ACTIVITIES DIR. SALARY	\$ 3,000	\$ 3,000			\$ -	0.0%	
0-10-201-14-1800-0221-210-000000	ACTIVITIES DIR.-MEDICARE	\$ 44	\$ 44			\$ -	0.0%	
0-10-201-14-1800-0230-210-000000	ACTIVITIES DIR.-PERA	\$ 537	\$ 537			\$ -	0.0%	
0-10-201-14-1800-0250-210-000000	HEALTH INSURANCE	\$ -	\$ -			\$ -		
0-10-201-14-1800-0584-000-000000	ENTRY FEES	\$ 1,700	\$ 1,700			\$ -	0.0%	
0-10-201-14-1815-0110-210-000000	B-BALL GIRLS SALARY	\$ 6,000	\$ 6,000			\$ -	0.0%	
0-10-201-14-1815-0221-210-000000	B-BALL GIRLS-MEDICARE	\$ 84	\$ 84			\$ -	0.0%	
0-10-201-14-1815-0230-210-000000	B-BALL GIRLS-PERA	\$ 1,088	\$ 1,088			\$ -	0.0%	
0-10-201-14-1815-0391-000-000000	OFFICIALS	\$ 1,300	\$ 1,300			\$ -	0.0%	
0-10-201-14-1815-0510-000-000000	STUDENT TRANSPORTATION	\$ 1,200	\$ 1,200			\$ -	0.0%	
0-10-201-14-1815-0610-000-000000	GENERAL SUPPLIES	\$ 100	\$ 100			\$ -	0.0%	
0-10-201-14-1826-0110-210-000000	7-8 GIRLS SOCCER SALARY	\$ 1,800	\$ 1,800			\$ -	0.0%	
0-10-201-14-1826-0221-210-000000	GIRLS SOCCER MEDICARE	\$ 23	\$ 23			\$ -	0.0%	
0-10-201-14-1826-0230-210-000000	7-8 GIRLS SOCCER PERA	\$ 311	\$ 311			\$ -	0.0%	
0-10-201-14-1826-0510-000-000000	STUDENT TRANSPORTATION	\$ 1,500	\$ 1,500			\$ -	0.0%	
0-10-201-14-1826-0610-000-000000	GENERAL SUPPLIES	\$ 600	\$ 600			\$ -	0.0%	





**LAKE COUNTY SCHOOL DISTRICT R-1  
FINAL FY20 (2019-20) REVISED BUDGET  
March 24, 2020**

Account Number	Account Description	FY20 ORIG	FY20 REVISED	SRS	FDK	\$ Change FY20 ORIG to FY20 REVISED	% Change FY20 ORIG to FY20 REVISED	Notes for BOE
0-10-201-14-1832-0110-210-000000	VOLLEYBALL SALARY	\$ 4,800	\$ 4,800			\$ -	0.0%	
0-10-201-14-1832-0221-210-000000	VOLLEYBALL-MEDICARE	\$ 67	\$ 67			\$ -	0.0%	
0-10-201-14-1832-0230-210-000000	VOLLEYBALL-PERA	\$ 863	\$ 863			\$ -	0.0%	
0-10-201-14-1832-0391-000-000000	OFFICIALS	\$ 1,300	\$ 1,300			\$ -	0.0%	
0-10-201-14-1832-0510-000-000000	STUDENT TRANSPORTATION	\$ 1,600	\$ 1,600			\$ -	0.0%	
0-10-201-14-1832-0610-000-000000	GENERAL SUPPLIES	\$ 100	\$ 100			\$ -	0.0%	
0-10-201-14-1845-0110-210-000000	B-BALL BOYS SALARY	\$ 4,700	\$ 4,700			\$ -	0.0%	
0-10-201-14-1845-0221-210-000000	B-BALL BOYS-MEDICARE	\$ 65	\$ 65			\$ -	0.0%	
0-10-201-14-1845-0230-210-000000	B-BALL BOYS-PERA	\$ 844	\$ 844			\$ -	0.0%	
0-10-201-14-1845-0391-000-000000	OFFICIALS	\$ 1,300	\$ 1,300			\$ -	0.0%	
0-10-201-14-1845-0510-000-000000	STUDENT TRANSPORTATION	\$ 1,200	\$ 1,200			\$ -	0.0%	
0-10-201-14-1845-0610-000-000000	GENERAL SUPPLIES	\$ 100	\$ 100			\$ -	0.0%	
0-10-201-14-1850-0110-210-000000	FOOTBALL SALARY	\$ 4,700	\$ 4,700			\$ -	0.0%	
0-10-201-14-1850-0221-210-000000	FOOTBALL-MEDICARE	\$ 65	\$ 65			\$ -	0.0%	
0-10-201-14-1850-0230-210-000000	FOOTBALL-PERA	\$ 844	\$ 844			\$ -	0.0%	
0-10-201-14-1850-0250-210-000000	FOOTBALL HEALTH INS.	\$ -	\$ -			\$ -	0.0%	
0-10-201-14-1850-0391-000-000000	OFFICIALS	\$ 1,000	\$ 1,000			\$ -	0.0%	
0-10-201-14-1850-0510-000-000000	STUDENT TRANSPORTATION	\$ 1,700	\$ 1,700			\$ -	0.0%	
0-10-201-14-1850-0610-000-000000	GENERAL SUPPLIES	\$ 1,800	\$ 1,800			\$ -	0.0%	
0-10-201-14-1878-0110-210-000000	X-C SALARY	\$ 1,700	\$ 1,700			\$ -	0.0%	
0-10-201-14-1878-0221-210-000000	X-C MEDICARE	\$ 25	\$ 25			\$ -	0.0%	
0-10-201-14-1878-0230-210-000000	X-C PERA	\$ 330	\$ 330			\$ -	0.0%	
0-10-201-14-1878-0510-000-000000	STUDENT TRANSPORTATION	\$ 300	\$ 300			\$ -	0.0%	
0-10-201-14-1885-0110-210-000000	SKIING SALARY	\$ 3,700	\$ 3,700			\$ -	0.0%	
0-10-201-14-1885-0221-210-000000	SKIING-MEDICARE	\$ 48	\$ 48			\$ -	0.0%	
0-10-201-14-1885-0230-210-000000	SKIING-PERA	\$ 641	\$ 641			\$ -	0.0%	
0-10-201-14-1886-0110-210-000000	7-8 BOYS SOCCER SALARY	\$ 1,700	\$ 1,700			\$ -	0.0%	
0-10-201-14-1886-0221-210-000000	7-8 BOYS SOCCER MEDICARE	\$ 22	\$ 22			\$ -	0.0%	
0-10-201-14-1886-0230-210-000000	7-8 BOYS SOCCER PERA	\$ 291	\$ 291			\$ -	0.0%	
0-10-201-14-1886-0510-000-000000	STUDENT TRANSPORTATION	\$ 1,500	\$ 1,500			\$ -	0.0%	
0-10-201-14-1886-0610-000-000000	GENERAL SUPPLIES	\$ 200	\$ 200			\$ -	0.0%	
0-10-201-14-1890-0110-210-000000	TRACK SALARY	\$ 3,300	\$ 3,300			\$ -	0.0%	
0-10-201-14-1890-0221-210-000000	TRACK-MEDICARE	\$ 20	\$ 20			\$ -	0.0%	
0-10-201-14-1890-0230-210-000000	TRACK-PERA	\$ 331	\$ 331			\$ -	0.0%	
0-10-201-14-1890-0510-000-000000	STUDENT TRANSPORTATION	\$ 1,000	\$ 1,000			\$ -	0.0%	
0-10-201-14-1890-0610-000-000000	GENERAL SUPPLIES	\$ 75	\$ 75			\$ -	0.0%	
0-10-201-14-1951-0110-210-000000	YEARBOOK SALARY	\$ 1,746	\$ 1,746			\$ -	0.0%	
0-10-201-14-1951-0221-210-000000	YEARBOOK-MEDICARE	\$ 25	\$ 25			\$ -	0.0%	
0-10-201-14-1951-0230-210-000000	YEARBOOK-PERA	\$ 367	\$ 367			\$ -	0.0%	
0-10-201-14-2010-0110-210-000000	MUSIC SALARY	\$ 1,881	\$ 1,881			\$ -	0.0%	
0-10-201-14-2010-0221-210-000000	MUSIC-MEDICARE	\$ 44	\$ 44			\$ -	0.0%	
0-10-201-14-2010-0230-210-000000	MUSIC-PERA	\$ 627	\$ 627			\$ -	0.0%	
0-10-201-14-2041-0110-210-000000	STUDENT COUNCIL SALARY					\$ -		
0-10-201-14-2041-0221-210-000000	STUDENT COUNCIL MEDICARE					\$ -		
0-10-201-14-2041-0230-210-000000	STUDENT COUNCIL PERA					\$ -		
0-10-201-20-2122-0110-406-000000	COUNSELING SERVICES	\$ -	\$ 4,333			\$ 4,333		
0-10-201-20-2122-0110-213-000000	DEAN SALARY	\$ 60,780	\$ 61,370			\$ 590	1.0%	
0-10-201-20-2122-0221-406-000000	COUNSELOR-MEDICARE	\$ -	\$ 63			\$ 63		
0-10-201-20-2122-0221-213-000000	DEAN MEDICARE	\$ 881	\$ 890			\$ 9	1.0%	
0-10-201-20-2122-0230-406-000000	COUNSELOR-PERA	\$ -	\$ 884			\$ 884		
0-10-201-20-2122-0230-213-000000	DEAN PERA	\$ 12,399	\$ 12,519			\$ 120	1.0%	
0-10-201-20-2122-0250-406-000000	COUNSELOR- HEALTH INS.	\$ -	\$ 715			\$ 715		
0-10-201-20-2122-0250-213-000000	DEAN HEALTH INS.	\$ 8,676	\$ 8,676			\$ -	0.0%	
0-10-201-20-2122-0610-000-000000	GENERAL SUPPLIES	\$ 1,225	\$ 1,225			\$ -	0.0%	
0-10-201-24-2410-0580-000-000000	TRAVEL/REGISTRATION	\$ 200	\$ 200			\$ -	0.0%	
0-10-201-24-2410-0610-000-000000	OFFICE SUPPLIES	\$ 1,000	\$ 1,000			\$ -	0.0%	
0-10-201-26-2600-0110-608-000000	CUSTODIAL SALARY	\$ 27,830	\$ 27,830			\$ -	0.0%	
0-10-201-26-2600-0221-608-000000	MEDICARE	\$ 404	\$ 404			\$ -	0.0%	
0-10-201-26-2600-0230-608-000000	PERA	\$ 5,677	\$ 5,677			\$ -	0.0%	
0-10-201-26-2600-0250-608-000000	HEALTH INS.	\$ 8,676	\$ 8,676			\$ -	0.0%	
		<b>\$ 826,341</b>	<b>\$ 839,375</b>					
<b>HIGH SCHOOL</b>								
0-10-301-10-0030-0110-414-000000	STUDENT MONITOR SALARY	\$ 4,000	\$ 4,000			\$ -	0.0%	
0-10-301-10-0030-0110-418-000000	TUTOR SALARY	\$ -	\$ -			\$ -		
0-10-301-10-0030-0120-204-000000	SUBSTITUTE TEACHER SALARY	\$ 37,000	\$ 37,000			\$ -	0.0%	
0-10-301-10-0030-0120-239-000000	TRANSLATING SALARIES	\$ -	\$ -			\$ -		
0-10-301-10-0030-0120-400-000000	SUPPORT STAFF SUBS	\$ 3,000	\$ 3,000			\$ -	0.0%	
0-10-301-10-0030-0120-414-000000	DETENTION SALARIES	\$ -	\$ -			\$ -		
0-10-301-10-0030-0221-204-000000	SUB TEACHER-MEDICARE	\$ 435	\$ 435			\$ -	0.0%	

LAKE COUNTY SCHOOL DISTRICT R-1  
FINAL FY20 (2019-20) REVISED BUDGET  
March 24, 2020

Account Number	Account Description	FY20 ORIG	FY20 REVISED	SRS	FDK	\$ Change FY20 ORIG to FY20 REVISED	% Change FY20 ORIG to FY20 REVISED	Notes for BOE
0-10-301-10-0030-0221-239-000000	TRANSLATING-MEDICARE	\$ -	\$ -			\$ -		
0-10-301-10-0030-0221-400-000000	MEDICARE	\$ -	\$ -			\$ -		
0-10-301-10-0030-0221-414-000000	MONITOR/DETEN. MEDICARE	\$ 59	\$ 59			\$ -	0.0%	
0-10-301-10-0030-0221-418-000000	TUTOR MEDICARE	\$ -	\$ -			\$ -		
0-10-301-10-0030-0230-204-000000	SUB TEACHER-PERA	\$ 5,823	\$ 5,823			\$ -	0.0%	
0-10-301-10-0030-0230-239-000000	TRANSLATING-PERA	\$ -	\$ -			\$ -		
0-10-301-10-0030-0230-400-000000	PERA	\$ -	\$ -			\$ -		
0-10-301-10-0030-0230-414-000000	MONITOR/DETEN. PERA	\$ 779	\$ 779			\$ -	0.0%	
0-10-301-10-0030-0230-418-000000	TUTOR PERA	\$ -	\$ -			\$ -		
0-10-301-10-0030-0250-204-000000	SUB HEALTH INS.	\$ -	\$ -			\$ -		
0-10-301-10-0030-0250-418-000000	TUTOR HEALTH	\$ -	\$ -			\$ -		
0-10-301-10-0030-0320-000-000000	PROFESSIONAL EDUCATION	\$ 300	\$ 300			\$ -	0.0%	
0-10-301-10-0030-0510-000-000000	STUDENT TRANSPORTATION	\$ 1,200	\$ 1,200			\$ -	0.0%	
0-10-301-10-0030-0533-000-000000	POSTAGE	\$ 3,000	\$ 3,000			\$ -	0.0%	
0-10-301-10-0030-0550-000-000000	PRINTING & BINDING	\$ 500	\$ 500			\$ -	0.0%	
0-10-301-10-0030-0580-000-000000	TRAVEL/REGISTRATION	\$ 600	\$ 600			\$ -	0.0%	
0-10-301-10-0030-0610-000-000000	GENERAL SUPPLIES	\$ 4,400	\$ 4,400			\$ -	0.0%	
0-10-301-10-0030-0611-000-000000	PAPER	\$ 2,800	\$ 2,800			\$ -	0.0%	
0-10-301-10-0030-0640-000-000000	BOOKS/PERIODICALS	\$ 1,000	\$ 1,000			\$ -	0.0%	
0-10-301-10-0030-0730-000-000000	EQUIPMENT	\$ 500	\$ 500			\$ -	0.0%	
0-10-301-10-0030-0810-000-000000	DUES & FEES	\$ 400	\$ 400			\$ -	0.0%	
0-10-301-10-0050-0560-000-000000	TUITION	\$ 103,962	\$ 103,962			\$ -	0.0%	Early College, CEPA tuition
0-10-301-10-0060-0110-201-000000	SALARY	\$ 100,738	\$ 108,214			\$ 7,476	7.4%	
0-10-301-10-0060-0110-400-000000	DOOR PARA SALARY	\$ -	\$ -			\$ -		
0-10-301-10-0060-0221-201-000000	MEDICARE	\$ 1,461	\$ 1,569			\$ 108	7.4%	
0-10-301-10-0060-0221-400-000000	PARA MEDICARE	\$ -	\$ -			\$ -		
0-10-301-10-0060-0230-201-000000	PERA	\$ 20,551	\$ 22,076			\$ 1,525	7.4%	
0-10-301-10-0060-0230-400-000000	PARA PERA	\$ -	\$ -			\$ -		
0-10-301-10-0060-0250-201-000000	HEALTH INS.	\$ 17,352	\$ 17,352			\$ -	0.0%	
0-10-301-10-0060-0250-400-000000	PARA HEALTH	\$ -	\$ -			\$ -		
0-10-301-10-0060-0510-000-000000	STUDENT TRANSPORTATION	\$ 400	\$ 400			\$ -	0.0%	
0-10-301-10-0060-0610-000-000000	SUPPLIES	\$ 1,000	\$ 1,000			\$ -	0.0%	
0-10-301-10-0200-0110-201-000000	ART	\$ 31,130	\$ 31,130			\$ -	0.0%	
0-10-301-10-0200-0221-201-000000	ART-MEDICARE	\$ 451	\$ 451			\$ -	0.0%	
0-10-301-10-0200-0230-201-000000	ART-PERA	\$ 6,350	\$ 6,350			\$ -	0.0%	
0-10-301-10-0200-0250-201-000000	ART-HEALTH INS.	\$ 5,813	\$ 5,813			\$ -	0.0%	
0-10-301-10-0200-0610-000-000000	ART SUPPLIES	\$ 1,900	\$ 1,900			\$ -	0.0%	
0-10-301-10-0300-0110-201-000000	BUSINESS-VOCATIONAL	\$ 29,602	\$ 30,004			\$ 402	1.4%	
0-10-301-10-0300-0110-201-003120	BUSINESS CVA SALARIES	\$ 10,800	\$ 10,800			\$ -	0.0%	
0-10-301-10-0300-0221-201-000000	BUSINESS-MEDICARE	\$ 222	\$ 435			\$ 213	95.9%	
0-10-301-10-0300-0221-201-003120	CVA MEDICARE	\$ 157	\$ 157			\$ -	0.0%	
0-10-301-10-0300-0230-201-000000	BUSINESS-PERA	\$ 6,039	\$ 6,121			\$ 82	1.4%	
0-10-301-10-0300-0230-201-003120	CVA PERA	\$ 2,351	\$ 2,351			\$ -	0.0%	
0-10-301-10-0300-0250-201-000000	BUSINESS-HEALTH INS.	\$ 6,344	\$ 6,344			\$ -	0.0%	
0-10-301-10-0300-0250-201-003120	CVA HEALTH INS	\$ 872	\$ 872			\$ -	0.0%	
0-10-301-10-0300-0610-000-000000	GENERAL SUPPLIES	\$ 750	\$ 750			\$ -	0.0%	
0-10-301-10-0500-0110-201-000000	LANGUAGE ARTS	\$ 90,344	\$ 90,976			\$ 632	0.7%	
0-10-301-10-0500-0221-201-000000	LANGUAGE ARTS-MEDICARE	\$ 1,310	\$ 1,319			\$ 9	0.7%	
0-10-301-10-0500-0230-201-000000	LANGUAGE ARTS-PERA	\$ 18,431	\$ 18,559			\$ 128	0.7%	
0-10-301-10-0500-0250-201-000000	LANGUAGE ARTS-HEALTH INS.	\$ 21,364	\$ 21,364			\$ -	0.0%	
0-10-301-10-0500-0610-000-000000	GENERAL SUPPLIES	\$ 1,000	\$ 1,000			\$ -	0.0%	
0-10-301-10-0600-0110-201-000000	FOREIGN LANGUAGE	\$ 48,949	\$ 49,581			\$ 632		
0-10-301-10-0600-0221-201-000000	FOREIGN LANG.-MEDICARE	\$ 710	\$ 719			\$ 9		
0-10-301-10-0600-0230-201-000000	FOREIGN LANG.-PERA	\$ 9,986	\$ 10,115			\$ 129		
0-10-301-10-0600-0250-201-000000	FOREIGN LANG.-HEALTH INS.	\$ 8,676	\$ 8,676			\$ -		
0-10-301-10-0600-0610-000-000000	GENERAL SUPPLIES	\$ 200	\$ 200			\$ -	0.0%	
0-10-301-10-0620-0110-201-000000	ESL SALARY	\$ 13,250	\$ 13,250			\$ -	0.0%	
0-10-301-10-0620-0221-201-000000	ESL - MEDICARE	\$ 192	\$ 192			\$ -	0.0%	
0-10-301-10-0620-0230-201-000000	ESL - PERA	\$ 2,703	\$ 2,703			\$ -	0.0%	
0-10-301-10-0620-0250-201-000000	ESL - HEALTH INS.	\$ 4,338	\$ 4,338			\$ -	0.0%	
0-10-301-10-0620-0610-000-000000	GENERAL SUPPLIES	\$ 200	\$ 200			\$ -	0.0%	
0-10-301-10-0800-0110-201-000000	P.E. SALARY	\$ 21,792	\$ 18,433			\$ (3,359)	-15.4%	
0-10-301-10-0800-0221-201-000000	P.E.-MEDICARE	\$ 316	\$ 267			\$ (49)	-15.5%	
0-10-301-10-0800-0230-201-000000	P.E.-PERA	\$ 4,445	\$ 2,703			\$ (1,742)	-39.2%	
0-10-301-10-0800-0250-201-000000	P.E.-HEALTH INS.	\$ 4,338	\$ 4,338			\$ -	0.0%	
0-10-301-10-0800-0610-000-000000	GENERAL SUPPLIES	\$ 1,200	\$ 1,200			\$ -	0.0%	
0-10-301-10-1000-0110-201-000000	CT SALARIES	\$ 48,321	\$ 48,321			\$ -	0.0%	
0-10-301-10-1000-0221-201-000000	CT MEDICARE	\$ 701	\$ 701			\$ -	0.0%	
0-10-301-10-1000-0230-201-000000	CT PERA	\$ 9,857	\$ 9,857			\$ -	0.0%	

LAKE COUNTY SCHOOL DISTRICT R-1  
FINAL FY20 (2019-20) REVISED BUDGET  
March 24, 2020

Account Number	Account Description	FY20 ORIG	FY20 REVISED	SRS	FDK	\$ Change FY20 ORIG to FY20 REVISED	% Change FY20 ORIG to FY20 REVISED	Notes for BOE
0-10-301-10-1000-0250-201-000000	CT HEALTH	\$ 12,688	\$ 12,688			\$ -	0.0%	
0-10-301-10-1000-0610-000-000000	GENERAL SUPPLIES	\$ 2,160	\$ 2,160			\$ -	0.0%	
0-10-301-10-1100-0110-201-000000	MATHEMATICS	\$ 159,051	\$ 160,502			\$ 1,451	0.9%	
0-10-301-10-1100-0221-201-000000	MATHEMATICS	\$ 2,307	\$ 2,328			\$ 21	0.9%	
0-10-301-10-1100-0230-201-000000	MATHEMATICS	\$ 32,446	\$ 32,742			\$ 296	0.9%	
0-10-301-10-1100-0250-201-000000	MATHEMATICS	\$ 21,574	\$ 21,574			\$ -	0.0%	
0-10-301-10-1100-0610-000-000000	GENERAL SUPPLIES	\$ 800	\$ 800			\$ -	0.0%	
0-10-301-10-1200-0110-201-000000	MUSIC	\$ 51,414	\$ 51,043			\$ (371)	-0.7%	
0-10-301-10-1200-0221-201-000000	MUSIC-MEDICARE	\$ 745	\$ 740			\$ (5)	-0.7%	
0-10-301-10-1200-0230-201-000000	MUSIC-PERA	\$ 10,488	\$ 10,413			\$ (75)	-0.7%	
0-10-301-10-1200-0250-201-000000	MUSIC-HEALTH INS.	\$ 10,845	\$ 10,845			\$ -	0.0%	
0-10-301-10-1240-0510-000-000000	STUDENT TRANSPORTATION	\$ 500	\$ 500			\$ -	0.0%	
0-10-301-10-1240-0610-000-000000	GENERAL SUPPLIES	\$ 1,200	\$ 1,200			\$ -	0.0%	
0-10-301-10-1250-0510-000-000000	STUDENT TRANSPORTATION	\$ 873	\$ 873			\$ -	0.0%	
0-10-301-10-1250-0610-000-000000	GENERAL SUPPLIES	\$ 2,200	\$ 2,200			\$ -	0.0%	
0-10-301-10-1310-0110-201-000000	SCIENCE	\$ 91,671	\$ 75,815			\$ (15,856)	-17.3%	
0-10-301-10-1310-0221-201-000000	SCIENCE-MEDICARE	\$ 1,329	\$ 1,099			\$ (230)	-17.3%	
0-10-301-10-1310-0230-201-000000	SCIENCE-PERA	\$ 18,701	\$ 15,467			\$ (3,234)	-17.3%	
0-10-301-10-1310-0250-201-000000	SCIENCE-HEALTH INS.	\$ 17,352	\$ 17,352			\$ -	0.0%	
0-10-301-10-1310-0610-000-000000	GENERAL SUPPLIES	\$ 1,750	\$ 1,750			\$ -	0.0%	
0-10-301-10-1500-0110-201-000000	SOCIAL STUDIES-SALARY	\$ 96,389	\$ 96,389			\$ -	0.0%	
0-10-301-10-1500-0221-201-000000	SOCIAL STUDIES-MEDICARE	\$ 1,398	\$ 1,398			\$ -	0.0%	
0-10-301-10-1500-0230-201-000000	SOCIAL STUDIES-PERA	\$ 19,664	\$ 19,664			\$ -	0.0%	
0-10-301-10-1500-0250-201-000000	SOCIAL STUDIES-HEALTH INS	\$ 17,352	\$ 17,352			\$ -	0.0%	
0-10-301-10-1500-0610-000-000000	GENERAL SUPPLIES	\$ 500	\$ 500			\$ -	0.0%	
0-10-301-10-1600-0110-201-000000	TECHNOLOGY-SALARY	\$ 47,096	\$ 47,499			\$ 403	0.9%	
0-10-301-10-1600-0221-201-000000	TECHNOLOGY-MEDICARE	\$ 683	\$ 689			\$ 6	0.9%	
0-10-301-10-1600-0230-201-000000	TECHNOLOGY-PERA	\$ 9,608	\$ 9,690			\$ 82	0.9%	
0-10-301-10-1600-0250-201-000000	TECHNOLOGY-HEALTH INS.	\$ 10,531	\$ 10,531			\$ -	0.0%	
0-10-301-10-1600-0300-000-003120	CVA PROF/TECH	\$ 2,000	\$ 2,000			\$ -	0.0%	
0-10-301-10-1600-0580-000-003120	CVA TRAVEL/REGISTRATION	\$ 5,000	\$ 5,000			\$ -	0.0%	
0-10-301-10-1600-0610-000-003120	SUPPLIES - CVA	\$ 19,584	\$ 19,584			\$ -	0.0%	
0-10-301-10-2100-0110-354-001202	PC COOR SALARY	\$ 44,693	\$ 44,693			\$ -	0.0%	Grant-funded, COSI
0-10-301-10-2100-0221-354-001202	PC COORDINATOR MEDICARE	\$ 648	\$ 648			\$ -	0.0%	Paid by CMC
0-10-301-10-2100-0230-354-001202	PC COORDINATOR PERA	\$ 9,117	\$ 9,117			\$ -	0.0%	Paid by CMC
0-10-301-10-2100-0250-354-001202	PC COORDINATOR HEALTH	\$ 12,688	\$ 12,688			\$ -	0.0%	Paid by CMC
0-10-301-10-2100-0510-000-001202	PC STUDENT TRANSPORTATION	\$ -	\$ -			\$ -		
0-10-301-10-2100-0531-000-001202	PC TELEPHONE	\$ -	\$ -			\$ -		
0-10-301-10-2100-0580-000-001202	TRAVEL/REG	\$ 3,000	\$ 3,000			\$ -	0.0%	
0-10-301-10-2100-0610-000-001202	SUPPLIES	\$ 6,925	\$ 6,925			\$ -	0.0%	
0-10-301-12-1700-0110-202-003130	SPECIAL ED. SALARY	\$ 101,100	\$ 16,737			\$ (84,363)	-83.4%	Will reallocate to appropriate grant at revision
0-10-301-12-1700-0110-202-004027	IDEA SALARY		\$ 85,064			\$ 85,064		Will allocate employees to these lines, from school budgets, at revision
0-10-301-12-1700-0110-400-003130	SPECIAL ED. PARA SALARY	\$ 39,094	\$ 40,096			\$ 1,002	2.6%	
0-10-301-12-1700-0110-400-004027	IDEA PARA SALARY		\$ -			\$ -		
0-10-301-12-1700-0221-202-003130	SPECIAL ED.-MEDICARE	\$ 1,466	\$ 708			\$ (758)	-51.7%	Will reallocate to appropriate grant at revision
0-10-301-12-1700-0221-202-004027	IDEA MEDICARE		\$ 769			\$ 769		Will allocate employees to these lines, from school budgets, at revision
0-10-301-12-1700-0221-400-003130	SPECIAL ED. PARA-MEDICARE	\$ 583	\$ 583			\$ -	0.0%	
0-10-301-12-1700-0221-400-004027	IDEA PARA MEDICARE	\$ -	\$ -			\$ -		
0-10-301-12-1700-0230-202-003130	SPECIAL ED.-PERA	\$ 20,624	\$ 9,952			\$ (10,672)	-51.7%	Will reallocate to appropriate grant at revision
0-10-301-12-1700-0230-202-004027	IDEA PERA		\$ 10,815			\$ 10,815		Will allocate employees to these lines, from school budgets, at revision
0-10-301-12-1700-0230-400-003130	SPECIAL ED. PARA-PERA	\$ 8,206	\$ 8,206			\$ -	0.0%	
0-10-301-12-1700-0230-400-004027	IDEA PARA PERA	\$ -	\$ -			\$ -		
0-10-301-12-1700-0250-202-003130	SPECIAL ED.-HEALTH INS.	\$ 17,352	\$ 8,676			\$ (8,676)	-50.0%	Will reallocate to appropriate grant at revision
0-10-301-12-1700-0250-202-004027	IDEA HEALTH		\$ 8,676			\$ 8,676		Will allocate employees to these lines, from school budgets, at revision
0-10-301-12-1700-0250-400-003130	SPECIAL ED.-HEALTH INS.	\$ 8,886	\$ 8,886			\$ -	0.0%	
0-10-301-12-1700-0250-400-004027	IDEA PERA HEALTH	\$ -	\$ -			\$ -		
0-10-301-12-1700-0610-000-003130	GENERAL SUPPLIES	\$ 750	\$ 750			\$ -	0.0%	
0-10-301-14-1800-0110-210-000000	ACTIVITIES DIR. SALARY	\$ 36,384	\$ 41,583			\$ 5,199	14.3%	
0-10-301-14-1800-0110-407-000000	ATHLETIC WORKER SALARY	\$ 6,500	\$ 6,500			\$ -	0.0%	
0-10-301-14-1800-0221-210-000000	ACTIVITIES DIR.-MEDICARE	\$ 528	\$ 603			\$ 75	14.2%	
0-10-301-14-1800-0221-407-000000	WORKER MEDICARE	\$ 94	\$ 94			\$ -	0.0%	
0-10-301-14-1800-0230-210-000000	ACTIVITIES DIR.-PERA	\$ 7,422	\$ 8,483			\$ 1,061	14.3%	
0-10-301-14-1800-0230-407-000000	WORKER PERA	\$ 1,262	\$ 1,262			\$ -	0.0%	
0-10-301-14-1800-0250-210-000000	ACTIVITIES DIR.-HEALTH	\$ 4,338	\$ 4,338			\$ -	0.0%	
0-10-301-14-1800-0250-407-000000	HEALTH INS.	\$ -	\$ -			\$ -		
0-10-301-14-1800-0392-000-000000	WORKER NON-EMPLOYEE	\$ 2,200	\$ 2,200			\$ -	0.0%	
0-10-301-14-1800-0580-000-000000	TRAVEL/REGISTRATION	\$ 4,500	\$ 4,500			\$ -	0.0%	
0-10-301-14-1800-0584-000-000000	ENTRY FEES	\$ 8,500	\$ 8,500			\$ -	0.0%	
0-10-301-14-1800-0610-000-000000	GENERAL SUPPLIES	\$ 5,000	\$ 5,000			\$ -	0.0%	



**LAKE COUNTY SCHOOL DISTRICT R-1  
FINAL FY20 (2019-20) REVISED BUDGET  
March 24, 2020**

Account Number	Account Description	FY20 ORIG	FY20 REVISED	SRS	FDK	\$ Change FY20 ORIG to FY20 REVISED	% Change FY20 ORIG to FY20 REVISED	Notes for BOE
0-10-301-14-1800-0613-000-000000	ATHLETIC AWARDS	\$ 2,250	\$ 2,250			\$ -	0.0%	
0-10-301-14-1800-0810-000-000000	DUES AND FEES	\$ 4,500	\$ 4,500			\$ -	0.0%	
0-10-301-14-1800-0320-000-000000	PROFESSIONAL EDUCATION	\$ 4,000	\$ 4,000			\$ -	0.0%	
0-10-301-14-1815-0110-210-000000	B-BALL GIRLS SALARY	\$ 4,300	\$ 4,300			\$ -	0.0%	
0-10-301-14-1815-0221-210-000000	B-BALL GIRLS-MEDICARE	\$ 62	\$ 62			\$ -	0.0%	
0-10-301-14-1815-0230-210-000000	B-BALL GIRLS-PERA	\$ 806	\$ 806			\$ -	0.0%	
0-10-301-14-1815-0391-000-000000	OFFICIALS	\$ 2,700	\$ 2,700			\$ -	0.0%	
0-10-301-14-1815-0510-000-000000	STUDENT TRANSPORTATION	\$ 4,000	\$ 4,000			\$ -	0.0%	
0-10-301-14-1815-0610-000-000000	GENERAL SUPPLIES	\$ 700	\$ 700			\$ -	0.0%	
0-10-301-14-1817-0110-210-000000	CHEERLEADING SALARY	\$ 2,500	\$ 2,500			\$ -	0.0%	
0-10-301-14-1817-0221-210-000000	CHEERLEADING-MEDICARE	\$ 36	\$ 36			\$ -	0.0%	
0-10-301-14-1817-0230-210-000000	CHEERLEADING-PERA	\$ 469	\$ 469			\$ -	0.0%	
0-10-301-14-1826-0110-210-000000	GIRLS SOCCER SALARIES	\$ 4,407	\$ 4,407			\$ -	0.0%	
0-10-301-14-1826-0221-210-000000	GIRLS SOCCER-MEDICARE	\$ 64	\$ 64			\$ -	0.0%	
0-10-301-14-1826-0230-210-000000	GIRLS SOCCER-PERA	\$ 826	\$ 826			\$ -	0.0%	
0-10-301-14-1826-0391-000-000000	OFFICIALS	\$ 3,000	\$ 3,000			\$ -	0.0%	
0-10-301-14-1826-0510-000-000000	STUDENT TRANSPORTATION	\$ 2,000	\$ 2,000			\$ -	0.0%	
0-10-301-14-1826-0610-000-000000	SUPPLIES	\$ 500	\$ 500			\$ -	0.0%	
0-10-301-14-1832-0110-210-000000	VOLLEYBALL SALARY	\$ 6,200	\$ 6,200			\$ -	0.0%	
0-10-301-14-1832-0221-210-000000	VOLLEYBALL-MEDICARE	\$ 90	\$ 90			\$ -	0.0%	
0-10-301-14-1832-0230-210-000000	VOLLEYBALL-PERA	\$ 1,163	\$ 1,163			\$ -	0.0%	
0-10-301-14-1832-0391-000-000000	OFFICIALS	\$ 2,400	\$ 2,400			\$ -	0.0%	
0-10-301-14-1832-0510-000-000000	STUDENT TRANSPORTATION	\$ 3,500	\$ 3,500			\$ -	0.0%	
0-10-301-14-1832-0610-000-000000	GENERAL SUPPLIES	\$ 700	\$ 700			\$ -	0.0%	
0-10-301-14-1845-0110-210-000000	B-BALL BOYS SALARY	\$ 4,200	\$ 4,200			\$ -	0.0%	
0-10-301-14-1845-0221-210-000000	B-BALL BOYS-MEDICARE	\$ 61	\$ 61			\$ -	0.0%	
0-10-301-14-1845-0230-210-000000	B-BALL BOYS-PERA	\$ 788	\$ 788			\$ -	0.0%	
0-10-301-14-1845-0391-000-000000	OFFICIALS	\$ 2,430	\$ 2,430			\$ -	0.0%	
0-10-301-14-1845-0510-000-000000	STUDENT TRANSPORTATION	\$ 2,500	\$ 2,500			\$ -	0.0%	
0-10-301-14-1845-0610-000-000000	GENERAL SUPPLIES	\$ 700	\$ 700			\$ -	0.0%	
0-10-301-14-1850-0110-210-000000	FOOTBALL SALARY	\$ 5,200	\$ 5,200			\$ -	0.0%	
0-10-301-14-1850-0221-210-000000	FOOTBALL-MEDICARE	\$ 75	\$ 75			\$ -	0.0%	
0-10-301-14-1850-0230-210-000000	FOOTBALL-PERA	\$ 975	\$ 975			\$ -	0.0%	
0-10-301-14-1850-0391-000-000000	OFFICIALS	\$ 2,400	\$ 2,400			\$ -	0.0%	
0-10-301-14-1850-0510-000-000000	STUDENT TRANSPORTATION	\$ 2,500	\$ 2,500			\$ -	0.0%	
0-10-301-14-1850-0610-000-000000	GENERAL SUPPLIES	\$ 4,500	\$ 4,500			\$ -	0.0%	
0-10-301-14-1863-0110-210-000000	WRESTLING SALARY	\$ -	\$ -			\$ -		
0-10-301-14-1863-0221-210-000000	WRESTLING-MEDICARE	\$ -	\$ -			\$ -		
0-10-301-14-1863-0230-210-000000	WRESTLING-PERA	\$ -	\$ -			\$ -		
0-10-301-14-1863-0391-000-000000	OFFICIALS	\$ -	\$ -			\$ -		
0-10-301-14-1863-0510-000-000000	STUDENT TRANSPORTATION	\$ -	\$ -			\$ -		
0-10-301-14-1863-0610-000-000000	GENERAL SUPPLIES	\$ -	\$ -			\$ -		
0-10-301-14-1878-0110-210-000000	X-C SALARY	\$ 3,400	\$ 3,400			\$ -	0.0%	
0-10-301-14-1878-0221-210-000000	X-C MEDICARE	\$ 49	\$ 49			\$ -	0.0%	
0-10-301-14-1878-0230-210-000000	X-C PERA	\$ 638	\$ 638			\$ -	0.0%	
0-10-301-14-1878-0391-000-000000	X-C OFFICIALS	\$ 200	\$ 200			\$ -	0.0%	
0-10-301-14-1878-0510-000-000000	STUDENT TRANSPORTATION	\$ 1,800	\$ 1,800			\$ -	0.0%	
0-10-301-14-1878-0610-000-000000	GENERAL SUPPLIES	\$ 300	\$ 300			\$ -	0.0%	
0-10-301-14-1885-0110-210-000000	SKIING SALARY	\$ 6,110	\$ 6,110			\$ -	0.0%	
0-10-301-14-1885-0221-210-000000	SKIING-MEDICARE	\$ 89	\$ 89			\$ -	0.0%	
0-10-301-14-1885-0230-210-000000	SKIING-PERA	\$ 1,146	\$ 1,146			\$ -	0.0%	
0-10-301-14-1885-0510-000-000000	STUDENT TRANSPORTATION	\$ 1,750	\$ 1,750			\$ -	0.0%	
0-10-301-14-1885-0610-000-000000	GENERAL SUPPLIES	\$ 700	\$ 700			\$ -	0.0%	
0-10-301-14-1886-0110-210-000000	SOCCER SALARY	\$ 4,407	\$ 4,407			\$ -	0.0%	
0-10-301-14-1886-0221-210-000000	SOCCER-MEDICARE	\$ 89	\$ 89			\$ -	0.0%	
0-10-301-14-1886-0230-210-000000	SOCCER-PERA	\$ 1,094	\$ 1,094			\$ -	0.0%	
0-10-301-14-1886-0391-000-000000	OFFICIALS	\$ 3,500	\$ 3,500			\$ -	0.0%	
0-10-301-14-1886-0510-000-000000	STUDENT TRANSPORTATION	\$ 2,000	\$ 2,000			\$ -	0.0%	
0-10-301-14-1886-0610-000-000000	GENERAL SUPPLIES	\$ 700	\$ 700			\$ -	0.0%	
0-10-301-14-1890-0110-210-000000	TRACK SALARY	\$ 5,100	\$ 5,100			\$ -	0.0%	
0-10-301-14-1890-0221-210-000000	TRACK-MEDICARE	\$ 74	\$ 74			\$ -	0.0%	
0-10-301-14-1890-0230-210-000000	TRACK-PERA	\$ 956	\$ 956			\$ -	0.0%	
0-10-301-14-1890-0250-210-000000	TRACK HEALTH INS.	\$ -	\$ -			\$ -		
0-10-301-14-1890-0510-000-000000	STUDENT TRANSPORTATION	\$ 1,200	\$ 1,200			\$ -	0.0%	
0-10-301-14-1890-0610-000-000000	GENERAL SUPPLIES	\$ 700	\$ 700			\$ -	0.0%	
0-10-301-14-1899-0110-407-000000	STRENGTH SALARY	\$ 2,250	\$ 2,250			\$ -	0.0%	
0-10-301-14-1899-0221-407-000000	STRENGTH MEDICARE	\$ 33	\$ 33			\$ -	0.0%	
0-10-301-14-1899-0230-407-000000	STRENGTH PERA	\$ 437	\$ 437			\$ -	0.0%	
0-10-301-14-1911-0110-210-000000	KNOWLEDGE BOWL SALARY	\$ 2,575	\$ 2,575			\$ -	0.0%	



LAKE COUNTY SCHOOL DISTRICT R-1  
FINAL FY20 (2019-20) REVISED BUDGET  
March 24, 2020

Account Number	Account Description	FY20 ORIG	FY20 REVISED	SRS	FDK	\$ Change FY20 ORIG to FY20 REVISED	% Change FY20 ORIG to FY20 REVISED	Notes for BOE
0-10-301-14-1911-0221-210-000000	KNOWLEDGE BOWL-MEDICARE	\$ 37	\$ 37			\$ -	0.0%	
0-10-301-14-1911-0230-210-000000	KNOWLEDGE BOWL-PERA	\$ 483	\$ 483			\$ -	0.0%	
0-10-301-14-1911-0250-210-000000	HEALTH INSURANCE	\$ -	\$ -			\$ -		
0-10-301-14-1911-0510-000-000000	KNOWLEDGE BOWL STUDENT TRANSPORTATION	\$ 300	\$ 300			\$ -	0.0%	
0-10-301-14-1918-0110-210-000000	DRAMA SALARY	\$ 7,000	\$ 7,000			\$ -	0.0%	
0-10-301-14-1918-0221-210-000000	DRAMA-MEDICARE	\$ 52	\$ 52			\$ -	0.0%	
0-10-301-14-1918-0230-210-000000	DRAMA-PERA	\$ 675	\$ 675			\$ -	0.0%	
0-10-301-14-1923-0110-210-000000	FBLA SALARY	\$ 2,476	\$ 2,476			\$ -	0.0%	
0-10-301-14-1923-0221-210-000000	FBLA MEDICARE	\$ 36	\$ 36			\$ -	0.0%	
0-10-301-14-1923-0230-210-000000	FBLA PERA	\$ 464	\$ 464			\$ -	0.0%	
0-10-301-14-1923-0250-210-000000	HEALTH INS.	\$ -	\$ -			\$ -		
0-10-301-14-1934-0110-210-000000	LINK CREW SALARY	\$ -	\$ -			\$ -		
0-10-301-14-1934-0221-210-000000	LINK CREW MEDICARE	\$ -	\$ -			\$ -		
0-10-301-14-1934-0230-210-000000	LINK CREW PERA	\$ -	\$ -			\$ -		
0-10-301-14-1934-0250-210-000000	LINK CREW HEALTH INS.	\$ -	\$ -			\$ -		
0-10-301-14-2000-0110-210-000000	GSA SALARY	\$ 2,250	\$ 2,250			\$ -	0.0%	
0-10-301-14-2000-0221-210-000000	GSA MEDICARE	\$ 33	\$ 33			\$ -	0.0%	
0-10-301-14-2000-0230-210-000000	GSA PERA	\$ 437	\$ 437			\$ -	0.0%	
0-10-301-14-1939-0110-210-000000	HONOR SOCIETY SALARY	\$ 2,650	\$ 2,650			\$ -	0.0%	
0-10-301-14-1939-0221-210-000000	HONOR SOCIETY MEDICARE	\$ 28	\$ 28			\$ -	0.0%	
0-10-301-14-1939-0230-210-000000	HONOR SOCIETY PERA	\$ 356	\$ 356			\$ -	0.0%	
0-10-301-14-1939-0250-210-000000	NHS HEALTH INS.	\$ -	\$ -			\$ -		
0-10-301-14-1939-0610-000-000000	SUPPLIES	\$ 450	\$ 450			\$ -	0.0%	
0-10-301-14-1951-0110-210-000000	YEARBOOK SALARY	\$ -	\$ 1,746			\$ 1,746		
0-10-301-14-1951-0221-210-000000	YEARBOOK MEDICARE	\$ -	\$ 25			\$ 25		
0-10-301-14-1951-0230-210-000000	YEARBOOK PERA	\$ -	\$ 356			\$ 356		
0-10-301-14-1951-0250-210-000000	YEARBOOK HEALTH	\$ -	\$ -			\$ -		
0-10-301-14-1951-0610-000-000000	GENERAL SUPPLIES	\$ 600	\$ 600			\$ -		
0-10-301-14-2010-0110-210-000000	MUSIC SALARY	\$ 5,000	\$ 5,000			\$ -	0.0%	
0-10-301-14-2010-0221-210-000000	MUSIC-MEDICARE	\$ 73	\$ 73			\$ -	0.0%	
0-10-301-14-2010-0230-210-000000	MUSIC-PERA	\$ 895	\$ 895			\$ -	0.0%	
0-10-301-14-2010-0250-210-000000	MUSIC HEALTH INS.	\$ -	\$ -			\$ -		
0-10-301-14-2041-0110-210-000000	STUDENT COUNCIL SALARY	\$ 2,265	\$ 2,265			\$ -		
0-10-301-14-2041-0221-210-000000	STUDENT COUNCIL MEDICARE	\$ 33	\$ 33			\$ -		
0-10-301-14-2041-0230-210-000000	STUDENT COUNCIL PERA	\$ 434	\$ 434			\$ -		
0-10-301-20-2122-0110-211-000000	COUNSELING SERVICES	\$ 100,484	\$ 75,000			\$ (25,484)	-25.4%	LCHS Counselors plus portion of Behavior Health Specialist
0-10-301-20-2122-0110-213-000000	DEAN SALARY	\$ -	\$ -			\$ -		
0-10-301-20-2122-0110-406-000000	COUNSELING SERVICES	\$ -	\$ 4,333			\$ 4,333		
0-10-301-20-2122-0221-211-000000	COUNSELOR-MEDICARE	\$ 1,410	\$ 1,410			\$ -		
0-10-301-20-2122-0221-213-000000	DEAN MEDICARE	\$ -	\$ -			\$ -		
0-10-301-20-2122-0221-406-000000	COUNSELOR SEC.-MEDICARE	\$ -	\$ 63			\$ 63		
0-10-301-20-2122-0230-211-000000	COUNSELOR-PERA	\$ 19,837	\$ 19,837			\$ -	0.0%	
0-10-301-20-2122-0230-213-000000	DEAN PERA	\$ -	\$ -			\$ -		
0-10-301-20-2122-0230-406-000000	COUNSELOR SEC.-PERA	\$ -	\$ 884			\$ 884		
0-10-301-20-2122-0250-211-000000	COUNSELOR-HEALTH INS.	\$ 25,376	\$ 25,376			\$ -	0.0%	
0-10-301-20-2122-0250-213-000000	DEAN HEALTH INS.	\$ -	\$ -			\$ -		
0-10-301-20-2122-0250-406-000000	COUNSELOR SEC.-HEALTH INS	\$ -	\$ 715			\$ 715		
0-10-301-20-2122-0510-000-000000	STUDENT TRANSPORTATION	\$ 1,375	\$ 1,375			\$ -	0.0%	
0-10-301-20-2122-0610-000-000000	GENERAL SUPPLIES	\$ 1,000	\$ 1,000			\$ -	0.0%	
0-10-301-20-2222-0110-216-000000	LIBRARY SALARY	\$ -	\$ -			\$ -		
0-10-301-20-2222-0221-216-000000	MEDICARE	\$ -	\$ -			\$ -		
0-10-301-20-2222-0230-216-000000	LIBRARY PERA	\$ -	\$ -			\$ -		
0-10-301-20-2222-0250-216-000000	LIBRARY HEALTH INS	\$ -	\$ -			\$ -		
0-10-301-24-2410-0110-105-000000	PRINCIPAL SALARY	\$ 88,634	\$ 88,634			\$ -	0.0%	
0-10-301-24-2410-0110-106-000000	ASST. PRINCIPAL SALARY	\$ 69,628	\$ 69,628			\$ -	0.0%	
0-10-301-24-2410-0110-513-000000	OFFICE SECRETARY SALARY	\$ 119,770	\$ 119,770			\$ -	0.0%	
0-10-301-24-2410-0221-105-000000	PRINCIPAL-MEDICARE	\$ 1,285	\$ 1,285			\$ -	0.0%	
0-10-301-24-2410-0221-106-000000	ASST. PRIN.-MEDICARE	\$ 1,010	\$ 1,010			\$ -	0.0%	
0-10-301-24-2410-0221-513-000000	OFFICE SEC.-MEDICARE	\$ 1,737	\$ 1,737			\$ -	0.0%	
0-10-301-24-2410-0230-105-000000	PRINCIPAL-PERA	\$ 18,081	\$ 18,081			\$ -	0.0%	
0-10-301-24-2410-0230-106-000000	ASST. PRIN.-PERA	\$ 14,204	\$ 14,204			\$ -	0.0%	
0-10-301-24-2410-0230-513-000000	OFFICE SEC.-PERA	\$ 24,434	\$ 24,434			\$ -	0.0%	
0-10-301-24-2410-0250-105-000000	PRINCIPAL-HEALTH INS.	\$ 12,688	\$ 12,688			\$ -	0.0%	
0-10-301-24-2410-0250-106-000000	ASST. PRIN.-HEALTH INS.	\$ 12,688	\$ 12,688			\$ -	0.0%	
0-10-301-24-2410-0250-513-000000	OFFICE SEC.-HEALTH INS.	\$ 34,262	\$ 34,262			\$ -	0.0%	
0-10-301-24-2410-0580-000-000000	TRAVEL/REGISTRATION	\$ -	\$ -			\$ -		
0-10-301-24-2410-0610-000-000000	OFFICE SUPPLIES	\$ 5,350	\$ 5,350			\$ -	0.0%	
0-10-301-24-2410-0730-000-000000	EQUIPMENT	\$ 200	\$ 200			\$ -	0.0%	
0-10-301-26-2600-0110-608-000000	CUSTODIAL SALARY	\$ 90,487	\$ 90,789			\$ 302	0.3%	

LAKE COUNTY SCHOOL DISTRICT R-1  
FINAL FY20 (2019-20) REVISED BUDGET  
March 24, 2020

Account Number	Account Description	FY20 ORIG	FY20 REVISED	SRS	FDK	\$ Change FY20 ORIG to FY20 REVISED	% Change FY20 ORIG to FY20 REVISED	Notes for BOE
0-10-301-26-2600-0120-608-000000	SUBSTITUTE CUSTODIAN	\$ -	\$ -			\$ -		
0-10-301-26-2600-0221-608-000000	MEDICARE	\$ 1,313	\$ 1,318			\$ 5	0.4%	
0-10-301-26-2600-0230-608-000000	PERA	\$ 18,459	\$ 18,520			\$ 61	0.3%	
0-10-301-26-2600-0250-608-000000	HEALTH INS.	\$ 34,052	\$ 34,052			\$ -	0.0%	
		<b>\$ 2,592,013</b>	<b>\$ 2,571,894</b>					
<b>CENTRAL ADMIN</b>								
0-10-601-23-2310-0300-000-000000	PROFESSIONAL/TECH SERV	\$ 15,000	\$ 15,000			\$ -	0.0%	Superintendent search
0-10-601-23-2310-0580-000-000000	TRAVEL/REGISTRATION	\$ 3,500	\$ 3,500			\$ -	0.0%	
0-10-601-23-2310-0610-000-000000	GENERAL SUPPLIES	\$ 5,000	\$ 5,000			\$ -	0.0%	
0-10-601-23-2310-0810-000-000000	DUES & FEES	\$ 9,000	\$ 9,000			\$ -	0.0%	
0-10-601-23-2321-0110-101-000000	SUPERINTENDENT SALARY	\$ 105,406	\$ 105,406			\$ -	0.0%	\$20K from Walton
0-10-601-23-2321-0110-322-000000	ADMIN. ASST. SALARY	\$ 50,995	\$ 50,995			\$ -	0.0%	
0-10-601-23-2321-0221-101-000000	MEDICARE	\$ 1,528	\$ 1,528			\$ -	0.0%	
0-10-601-23-2321-0221-322-000000	MEDICARE	\$ 739	\$ 739			\$ -	0.0%	
0-10-601-23-2321-0230-101-000000	PERA	\$ 21,503	\$ 21,503			\$ -	0.0%	
0-10-601-23-2321-0230-322-000000	PERA	\$ 10,403	\$ 10,403			\$ -	0.0%	
0-10-601-23-2321-0250-101-000000	HEALTH INS.	\$ 8,676	\$ 8,676			\$ -	0.0%	
0-10-601-23-2321-0250-322-000000	HEALTH INS.	\$ 8,676	\$ 8,676			\$ -	0.0%	
0-10-601-23-2321-0300-000-000000	PROF/TECH	\$ -	\$ -			\$ -		
0-10-601-23-2321-0580-000-000000	TRAVEL/REGISTRATION	\$ 3,500	\$ 3,500			\$ -	0.0%	
0-10-601-23-2321-0610-000-000000	GENERAL SUPPLIES	\$ 400	\$ 400			\$ -	0.0%	
0-10-601-23-2321-0640-000-000000	BOOKS/PERIODICALS	\$ 400	\$ 400			\$ -	0.0%	
0-10-601-23-2321-0810-000-000000	DUES & FEES	\$ 2,700	\$ 2,700			\$ -	0.0%	
0-10-601-28-2800-0110-344-000000	HR SALARY	\$ 68,064	\$ 80,000			\$ 11,936	17.5%	
0-10-601-28-2800-0221-344-000000	MEDICARE	\$ 987	\$ 1,160			\$ 173	17.5%	
0-10-601-28-2800-0230-344-000000	PERA	\$ 13,885	\$ 16,320			\$ 2,435	17.5%	
0-10-601-28-2800-0250-344-000000	HEALTH INS.	\$ 8,676	\$ 8,676			\$ -	0.0%	
0-10-601-23-2391-0300-000-000000	PROF/TECH (FINGERPRINTS)	\$ 4,000	\$ 4,000			\$ -	0.0%	
0-10-601-23-2391-0540-000-000000	ADVERTISING	\$ 4,000	\$ 4,000			\$ -	0.0%	
0-10-601-23-2391-0580-000-000000	TRAVEL/REGISTRATION	\$ 5,000	\$ 5,000			\$ -	0.0%	
0-10-601-23-2391-0585-000-000000	H/R RECRUITING	\$ 4,000	\$ 8,000			\$ 4,000	100.0%	
0-10-601-23-2391-0610-000-000000	GENERAL SUPPLIES	\$ 3,000	\$ 3,000			\$ -	0.0%	
0-10-601-23-2391-0730-000-000000	EQUIPMENT	\$ 500	\$ 500			\$ -	0.0%	
0-10-601-23-2391-0810-000-000000	DUES & FEES	\$ 3,000	\$ 3,000			\$ -	0.0%	
0-10-601-25-2510-0110-103-000000	BUSINESS MANAGER SALARY	\$ 63,961	\$ 63,961			\$ -	0.0%	
0-10-601-25-2510-0110-320-000000	ACCOUNTANT SALARY	\$ 57,224	\$ 70,000			\$ 12,776	22.3%	
0-10-601-25-2510-0221-103-000000	BUSINESS MANAGER MEDICARE	\$ 1,015	\$ 1,015			\$ -	0.0%	
0-10-601-25-2510-0221-320-000000	MEDICARE	\$ 830	\$ 1,015			\$ 185	22.3%	
0-10-601-25-2510-0230-103-000000	BUSINESS MANAGER PERA	\$ 14,175	\$ 14,175			\$ -	0.0%	
0-10-601-25-2510-0230-320-000000	PERA	\$ 11,674	\$ 14,280			\$ 2,606	22.3%	
0-10-601-25-2510-0250-103-000000	BUSINESS MANAGER HEALTH INS	\$ 12,688	\$ 12,688			\$ -	0.0%	
0-10-601-25-2510-0250-320-000000	HEALTH INS.	\$ 12,688	\$ 12,688			\$ -	0.0%	
0-10-601-25-2510-0311-000-000000	TREASURERS FEE	\$ 5,000	\$ 5,000			\$ -	0.0%	
0-10-601-25-2510-0550-000-000000	PRINTING & BINDING	\$ 1,500	\$ 2,500			\$ 1,000	66.7%	
0-10-601-25-2510-0580-000-000000	TRAVEL/REGISTRATION	\$ 2,000	\$ 8,500			\$ 6,500	325.0%	
0-10-601-25-2510-0610-000-000000	GENERAL SUPPLY	\$ 1,000	\$ 1,000			\$ -	0.0%	
0-10-601-25-2510-0730-000-000000	EQUIPMENT	\$ 400	\$ 400			\$ -	0.0%	
0-10-601-25-2510-0810-000-000000	DUES & FEES	\$ 50	\$ 50			\$ -	0.0%	
		<b>\$ 546,743</b>	<b>\$ 588,354</b>					
<b>DISTRICT</b>								
0-10-602-00-0000-5243-000-000000	CAPITAL RESERVE ALLOCATION	\$ 200,000	\$ -			\$ (200,000)	-100.0%	Moved to 0-10-600
0-10-602-00-0000-5819-000-003141	CPP ALLOCATION	\$ 330,750	\$ -			\$ (330,750)		Moved to 0-10-600
0-10-602-00-0000-5222-000-001201	FRIDAYS ALLOCATION	\$ 400,000	\$ -			\$ (400,000)	-100.0%	Moved to 0-10-600
0-10-602-00-0000-5226-000-000000	PRESCHOOL ALLOCATION	\$ 75,000	\$ -			\$ (75,000)	-100.0%	Moved to 0-10-600
0-10-602-00-0000-5221-000-000000	TRANSFER TO FOOD SERVICE	\$ 60,000	\$ -			\$ (60,000)	-100.0%	Moved to 0-10-600
0-10-602-00-0620-0110-201-003139	ELPA PD SALARY					\$ -		Will allocate employees to these lines, from school budgets, at revision
0-10-602-00-0620-0221-201-003139	ELPA PD MEDICARE					\$ -		Will allocate employees to these lines, from school budgets, at revision
0-10-602-00-0620-0230-201-003139	ELPA PD PERA					\$ -		Will allocate employees to these lines, from school budgets, at revision
0-10-602-00-0620-0250-201-003139	ELPA PD HEALTH					\$ -		Will allocate employees to these lines, from school budgets, at revision
0-10-602-00-0620-0110-201-003140	ELPA SALARY					\$ -		Will allocate employees to these lines, from school budgets, at revision
0-10-602-00-0620-0221-201-003140	ELPA MEDICARE					\$ -		Will allocate employees to these lines, from school budgets, at revision
0-10-602-00-0620-0230-201-003140	ELPA PERA					\$ -		Will allocate employees to these lines, from school budgets, at revision
0-10-602-00-0620-0250-201-003140	ELPA HEALTH					\$ -		Will allocate employees to these lines, from school budgets, at revision
0-10-602-00-0090-0110-407-001210	PROJECT DREAM SALARY	\$ 20,000	\$ 3,500			\$ (16,500)		
0-10-602-00-0090-0221-407-001210	PROJECT DREAM MEDICARE	\$ 290	\$ 51			\$ (239)		
0-10-602-00-0090-0230-407-001210	PROJECT DREAM PERA	\$ 4,200	\$ 714			\$ (3,486)	-83.0%	
0-10-602-00-0090-0250-407-001210	PROJECT DREAM HEALTH	\$ -	\$ -			\$ -		
0-10-602-00-0090-0510-000-003150	GT STUDENT TRAVEL	\$ 700	\$ 700			\$ -	0.0%	

LAKE COUNTY SCHOOL DISTRICT R-1  
FINAL FY20 (2019-20) REVISED BUDGET  
March 24, 2020

Account Number	Account Description	FY20 ORIG	FY20 REVISED	SRS	FDK	\$ Change FY20 ORIG to FY20 REVISED	% Change FY20 ORIG to FY20 REVISED	Notes for BOE
0-10-602-00-0090-0610-000-001210	PROJECT DREAM SUPPLIES	\$ 10,510	\$ 5,735			\$ (4,775)	-45.4%	
0-10-602-00-0090-0610-000-003150	INSTRUCTIONAL SUPPLIES	\$ 1,135	\$ 1,626			\$ 491	43.3%	
0-10-602-00-0090-0610-000-003228	SUPPLIES	\$ 5,434	\$ 5,369			\$ (65)	-1.2%	
0-10-602-00-2100-0110-201-003150	GIFTED/TAL. SALARIES	\$ 4,800	\$ 4,800			\$ -	0.0%	
0-10-602-00-2100-0221-201-003150	GIFTED/TAL. MEDICARE	\$ 60	\$ 60			\$ -		
0-10-602-00-2100-0230-201-003150	GIFTED/TAL. PERA	\$ 790	\$ 790			\$ -	0.0%	
0-10-602-00-2100-0250-201-003150	GIFTED/TAL. HEALTH	\$ -	\$ -			\$ -		
0-10-602-00-2100-0300-000-001203	PROF/TECH	\$ 3,000	\$ 3,500			\$ 500	16.7%	
0-10-602-00-2100-0300-000-003150	G&T PROF/TECH	\$ 1,500	\$ 1,500			\$ -	0.0%	
0-10-602-00-2100-0510-000-001210	STUDENT TRANSPORATION	\$ 5,000	\$ -			\$ (5,000)	-100.0%	
0-10-602-00-2100-0580-000-001203	TRAVEL/REGISTRATION	\$ 2,000	\$ 2,000			\$ -	0.0%	
0-10-602-00-2100-0580-000-003150	GIFTED/TAL. TRAVEL	\$ 600	\$ 600			\$ -	0.0%	
0-10-602-00-2100-0610-000-001203	SUPPLIES	\$ 2,000	\$ 2,003			\$ 3	0.2%	
0-10-602-00-2100-0610-000-003150	GIFTED/TAL. SUPP.	\$ 144	\$ 144			\$ -	0.0%	
0-10-602-00-2100-0110-335-001227	HEALTHY SCHOOLS COOR SALARY	\$ 8,950	\$ 9,611			\$ 661	7.4%	
0-10-602-00-2100-0221-335-001227	HEALTHY SCHOOLS COOR MEDICARE	\$ 131	\$ 140			\$ 9		
0-10-602-00-2100-0230-335-001227	HEALTHY SCHOOLS COOR PERA	\$ 1,582	\$ 1,958			\$ 376		
0-10-602-00-2100-0250-335-001227	HEALTHY SCHOOLS COOR HEALTH	\$ -	\$ -			\$ -		
0-10-602-00-2390-0110-346-000000	SPECIAL PROJECTS SALARY	\$ -	\$ -			\$ -		
0-10-602-00-2390-0221-346-000000	SPECIAL PROJECTS MEDICARE	\$ -	\$ -			\$ -		
0-10-602-00-2390-0230-346-000000	SPECIAL PROJECTS PERA	\$ -	\$ -			\$ -		
0-10-602-00-2390-0250-346-000000	SPECIAL PROJECTS HEALTH	\$ -	\$ -			\$ -		
0-10-602-10-0090-0110-239-000000	DISTRICT TRANSLATOR SAL	\$ 15,000	\$ 23,000			\$ 8,000	53.3%	
0-10-602-10-0090-0120-204-000000	DISTRICT SUBSTITUTES	\$ 6,000	\$ 6,000			\$ -	0.0%	
0-10-602-10-0090-0120-400-000000	DIST. SUPPORT SUBS	\$ 6,000	\$ 6,000			\$ -	0.0%	
0-10-602-10-0090-0150-201-000000	STIPEND	\$ 103,000	\$ 103,000			\$ -	0.0%	More stipends, losing TIG grant for ILT need BC Stipend & Benes
0-10-602-10-0090-0150-201-001229	GOL STIPEND	\$ 990	\$ 990			\$ -		
0-10-602-10-0090-0152-201-000000	PERSONAL LEAVE PAY	\$ 10,000	\$ 10,000			\$ -	0.0%	
0-10-602-10-0090-0160-201-000000	EARLY OUT PROGRAM SALARY	\$ 10,454	\$ 33,000			\$ 22,546	215.7%	
0-10-602-10-0090-0190-201-000000	BONUS SALARIES	\$ -	\$ -			\$ -		
0-10-602-10-0090-0221-201-000000	STIPEND - MEDICARE	\$ 1,204	\$ 1,204			\$ -		
0-10-602-10-0090-0221-201-001229	GOL STIPEND - MEDICARE	\$ 14	\$ 14			\$ -	0.0%	
0-10-602-10-0090-0221-204-000000	MEDICARE-DISTRICT SUBS	\$ 87	\$ 87			\$ -	0.0%	
0-10-602-10-0090-0221-239-000000	TRANSLATOR MEDICARE	\$ 218	\$ 218			\$ -	0.0%	
0-10-602-10-0090-0221-400-000000	SUPPORT SUBS. - MEDICARE	\$ 87	\$ 87			\$ -	0.0%	
0-10-602-10-0090-0230-201-000000	STIPEND - PERA	\$ 200	\$ 21,500			\$ 21,300		
0-10-602-10-0090-0230-201-001229	GOL STIPEND - PERA	\$ 196	\$ 196			\$ -	0.0%	
0-10-602-10-0090-0230-204-000000	PERA-DISTRICT SUBS	\$ 932	\$ 932			\$ -		
0-10-602-10-0090-0230-239-000000	TRANSLATOR PERA	\$ 3,038	\$ 3,038			\$ -		
0-10-602-10-0090-0230-400-000000	SUPPORT SUBS. - PERA	\$ 1,165	\$ 1,165			\$ -		
0-10-602-10-0090-0250-201-000000	STIPEND - HEALTH INS.	\$ -	\$ -			\$ -		
0-10-602-10-0090-0250-201-001229	GOL STIPEND - HEALTH	\$ -	\$ -			\$ -		
0-10-602-10-0090-0250-204-000000	SUBSTITUTE HEALTH	\$ -	\$ -			\$ -		
0-10-602-10-0090-0250-239-000000	TRANSLATOR HEALTH	\$ 3,210	\$ 3,210			\$ -	0.0%	
0-10-602-10-0090-0300-000-003206	READ ACT PROF/TECH	\$ -	\$ 11,590			\$ 11,590		Includes SRO; move nurse to a salary line
0-10-602-10-0090-0300-000-000000	DISTRICT PROF/TECH	\$ 140,000	\$ 140,000			\$ -	0.0%	Includes SRO; move nurse to a salary line
0-10-602-10-0090-0330-000-000000	DIST. COPIER MAINT.	\$ 120,000	\$ 120,000			\$ -	0.0%	
0-10-602-10-0090-0339-000-000000	DIST. DATA PROCESSING	\$ 15,500	\$ 15,500			\$ -	0.0%	
0-10-602-10-0090-0340-000-000000	ASSESSMENTS	\$ 18,000	\$ 18,000			\$ -	0.0%	
0-10-602-10-0090-0531-000-000000	TELEPHONE	\$ 30,000	\$ 30,000			\$ -	0.0%	Implemented cost savings
0-10-602-10-0090-0533-000-000000	POSTAGE	\$ 6,000	\$ 8,500			\$ 2,500	41.7%	
0-10-602-10-0090-0565-000-000000	TUITION OUT OF DISTRICT	\$ 35,000	\$ 35,000			\$ -	0.0%	Anticipating more out of district tuition
0-10-602-10-0090-0580-000-000000	TRAVEL/REGISTRATION	\$ 5,000	\$ 5,000			\$ -	0.0%	
0-10-602-10-0090-0583-000-000000	DISTRICT MILEAGE REIMB	\$ 500	\$ 500			\$ -	0.0%	
0-10-602-10-0090-0591-000-000000	BOCES ASSESSMENTS	\$ 138,490	\$ 138,490			\$ -	0.0%	Correct final number
0-10-602-10-0090-0599-000-000000	CHILD DAYCARE EXPENSE	\$ 200	\$ 200			\$ -	0.0%	
0-10-602-10-0090-0610-000-000000	DISTRICT GENERAL SUPPLIES	\$ 15,000	\$ 15,000			\$ -	0.0%	
0-10-602-10-0090-0610-000-003206	READ ACT SUPPLIES	\$ -	\$ 2,020			\$ 2,020		
0-10-602-10-0090-0611-000-000000	PAPER	\$ 3,000	\$ 3,000			\$ -		
0-10-602-10-0090-0612-000-000000	DISTRICT SOFTWARE	\$ 100,000	\$ 100,000			\$ -		
0-10-602-10-0090-0640-000-000000	TEXTBOOKS	\$ 95,494	\$ 95,494	\$ 40,000	\$ 55,494	\$ -		LCIS Curriculum
0-10-602-10-0090-0730-000-000000	DISTRICT EQUIPMENT	\$ 500	\$ 500			\$ -	0.0%	
0-10-602-10-0090-0810-000-000000	DISTRICT DUES & FEES	\$ 8,500	\$ 8,500			\$ -	0.0%	
0-10-602-10-2100-0150-336-001229	GOL DIRECTOR SALARY	\$ -	\$ -			\$ -		
0-10-602-10-2100-0221-336-001229	GOL DIRECTOR MEDICARE	\$ -	\$ -			\$ -		
0-10-602-10-2100-0230-336-001229	GOL DIRECTOR PERA	\$ -	\$ -			\$ -		
0-10-602-10-2100-0250-336-001229	GOL DIRECTOR HEALTH	\$ 8,676	\$ 8,676			\$ -	0.0%	
0-10-602-10-2100-0110-237-000000	SOCIAL WORKER SALARY	\$ -	\$ -			\$ -		
0-10-602-10-2100-0221-237-000000	SOCIAL WORKER MEDICARE	\$ -	\$ -			\$ -		

LAKE COUNTY SCHOOL DISTRICT R-1  
FINAL FY20 (2019-20) REVISED BUDGET  
March 24, 2020

Account Number	Account Description	FY20 ORIG	FY20 REVISED	SRS	FDK	\$ Change FY20 ORIG to FY20 REVISED	% Change FY20 ORIG to FY20 REVISED	Notes for BOE
0-10-602-10-2100-0230-237-000000	SOCIAL WORKER PERA	\$ -	\$ -			\$ -		
0-10-602-10-2100-0250-237-000000	SOCIAL WORKER HEALTH	\$ -	\$ -			\$ -		
0-10-602-20-2670-0110-335-000000	SAFETY COORDINATOR SALARY	\$ 36,384	\$ 41,583			\$ 5,199	14.3%	
0-10-602-20-2670-0221-335-000000	SAFETY COORDINATOR MEDICARE	\$ 528	\$ 603			\$ 75	14.2%	
0-10-602-20-2670-0230-335-000000	SAFETY COORDINATOR PERA	\$ 7,422	\$ 8,483			\$ 1,061		
0-10-602-20-2670-0250-335-000000	SAFETY COORDINATOR HEALTH	\$ 4,338	\$ 4,338			\$ -		
0-10-602-20-2670-0610-000-000000	SAFETY SUPPLIES	\$ 1,000	\$ 1,000			\$ -	0.0%	
0-10-602-12-1700-0110-215-003130	ESS COORDINATOR SALARY	\$ 48,905	\$ 48,913			\$ 8		
0-10-602-12-1700-0110-234-003130	SPED OT SALARY	\$ 33,895	\$ 33,895			\$ -	0.0%	
0-10-602-12-1700-0110-235-003130	SPED PT SALARY	\$ -	\$ -			\$ -		
0-10-602-12-1700-0110-236-003130	SPED PSYCH SALARY	\$ -	\$ -			\$ -		
0-10-602-12-1700-0110-238-003130	SPED SPEECH SALARY	\$ 113,207	\$ 113,207			\$ -	0.0%	
0-10-602-12-1700-0110-515-003130	ASST. COORDINATOR SALARY	\$ -	\$ -			\$ -		
0-10-602-12-1700-0221-215-003130	ESS COORDINATOR MEDICARE	\$ 709	\$ 709			\$ -	0.0%	
0-10-602-12-1700-0221-234-003130	SPED OT MEDICARE	\$ 491	\$ 491			\$ -	0.0%	
0-10-602-12-1700-0221-236-003130	SPED PSYCH MEDICARE	\$ -	\$ -			\$ -		
0-10-602-12-1700-0221-238-003130	SPED SPEECH MEDICARE	\$ 1,642	\$ 1,642			\$ -	0.0%	
0-10-602-12-1700-0221-515-003130	ASST. COORDINATOR MEDICARE	\$ -	\$ -			\$ -		
0-10-602-12-1700-0230-215-003130	ESS COORDINATOR PERA	\$ 9,977	\$ 9,978			\$ 1	0.0%	
0-10-602-12-1700-0230-234-003130	SPED OT PERA	\$ 6,915	\$ 6,915			\$ -	0.0%	
0-10-602-12-1700-0230-236-003130	SPED PSYCH PERA	\$ -	\$ -			\$ -		
0-10-602-12-1700-0230-238-003130	SPED SPEECH PERA	\$ 23,094	\$ 23,094			\$ -		
0-10-602-12-1700-0230-515-003130	ASST. COORDINATOR PERA	\$ -	\$ -			\$ -		
0-10-602-12-1700-0250-215-003130	ESS COORDINATOR HEALTH	\$ 8,676	\$ 8,676			\$ -	0.0%	
0-10-602-12-1700-0250-236-003130	SPED PSYCH HEALTH	\$ -	\$ -			\$ -		
0-10-602-12-1700-0250-238-003130	SPED SPEECH HEALTH	\$ 17,352	\$ 17,352			\$ -		
0-10-602-12-1700-0250-515-003130	ASST. COORDINATOR HEALTH	\$ -	\$ -			\$ -		
0-10-602-12-1700-0300-000-003130	SPED PROF/TECH	\$ 80,000	\$ 80,000			\$ -		Contract Psychologist; reallocated District Staff Development to this line
0-10-602-12-1700-0580-000-003130	TRAVEL/REGISTRATION	\$ 1,500	\$ 1,500			\$ -		
0-10-602-12-1700-0610-000-003130	GENERAL SUPPLIES	\$ 8,000	\$ 8,000			\$ -		
0-10-602-20-2130-0110-233-009003	NURSE SALARY	\$ 40,000	\$ 47,600			\$ 7,600		
0-10-602-20-2130-0221-233-009003	NURSE MEDICARE	\$ 580	\$ 690			\$ 110		
0-10-602-20-2130-0230-233-009003	NURSE PERA	\$ 8,160	\$ 9,710			\$ 1,550	19.0%	
0-10-602-20-2130-0250-233-009003	NURSE HEALTH INS.	\$ 8,676	\$ 8,676			\$ -		
0-10-602-20-2130-0300-000-009003	PROF/TECH	\$ 1,000	\$ 1,000			\$ -		
0-10-602-20-2130-0580-000-000000	NURSE TRAVEL/REGISTRATION	\$ 750	\$ 750			\$ -		
0-10-602-20-2130-0610-000-000000	GENERAL SUPPLIES	\$ 1,000	\$ 1,000			\$ -		
0-10-602-20-2210-0110-212-003183	BOCES GRANT WRITER SALARY	\$ 6,032	\$ 6,032			\$ -		
0-10-602-20-2210-0110-337-000000	SALARY	\$ -	\$ -			\$ -		
0-10-602-20-2210-0221-212-003183	GRANT WRITER MEDICARE	\$ -	\$ -			\$ -		
0-10-602-20-2210-0221-337-000000	MEDICARE	\$ -	\$ -			\$ -		
0-10-602-20-2210-0230-212-003183	GRANT WRITER PERA	\$ -	\$ -			\$ -		
0-10-602-20-2210-0230-337-000000	PERA	\$ -	\$ -			\$ -		
0-10-602-20-2210-0250-212-003183	GRANT WRITER HEALTH	\$ -	\$ -			\$ -		
0-10-602-20-2210-0250-337-000000	HEALTH INSURANCE	\$ -	\$ -			\$ -		
0-10-602-20-2210-0580-000-000000	TRAVEL/REGISTRATION	\$ 500	\$ 500			\$ -		
0-10-602-20-2210-0610-000-000000	SUPPLIES	\$ 1,000	\$ 1,000			\$ -	0.0%	
0-10-602-20-2213-0320-000-000000	DIST. STAFF DEVELOPMENT	\$ -	\$ -			\$ -		
0-10-602-20-2213-0350-000-000000	EMPLOYEE TRAINING/DEV	\$ 48,000	\$ 48,000	\$ 48,000		\$ -	0.0%	EL and ANET - portion covered by Walton, and revision requested for EASI
0-10-602-20-2213-0390-000-000000	STAFF DEV (SUPPORT STAFF)	\$ -	\$ -			\$ -		
0-10-602-20-2213-0610-000-000000	EMPLOYEE TRAINING SUPPLIES	\$ -	\$ -			\$ -		
0-10-602-20-2222-0300-000-000000	PROF/TECH	\$ 4,000	\$ 4,000			\$ -	0.0%	
0-10-602-20-2222-0430-000-000000	REPAIR/MAINT	\$ 700	\$ 700			\$ -	0.0%	
0-10-602-20-2222-0533-000-000000	POSTAGE	\$ 50	\$ 50			\$ -	0.0%	
0-10-602-20-2222-0580-000-000000	TRAVEL/REGISTRATION	\$ 100	\$ 100			\$ -		
0-10-602-20-2222-0610-000-000000	GENERAL SUPPLIES	\$ 1,500	\$ 1,500			\$ -	0.0%	
0-10-602-20-2222-0640-000-000000	BOOKS/PERIODICALS	\$ 11,000	\$ 11,000	\$ 11,000		\$ -	0.0%	
0-10-602-20-2222-0730-000-000000	EQUIPMENT	\$ 4,000	\$ 4,000			\$ -	0.0%	
0-10-602-20-2290-0110-382-000000	SALARIES	\$ 94,323	\$ 99,614			\$ 5,291		
0-10-602-20-2290-0110-404-000000	SALARIES	\$ -	\$ -			\$ -		
0-10-602-20-2290-0221-382-000000	MEDICARE	\$ 1,368	\$ 1,528			\$ 160		
0-10-602-20-2290-0221-404-000000	MEDICARE	\$ -	\$ -			\$ -		
0-10-602-20-2290-0230-382-000000	PERA	\$ 19,242	\$ 20,321			\$ 1,079	5.6%	
0-10-602-20-2290-0230-404-000000	PERA	\$ -	\$ -			\$ -		
0-10-602-20-2290-0250-382-000000	HEALTH INS.	\$ 17,352	\$ 17,352			\$ -	0.0%	
0-10-602-20-2290-0250-404-000000	HEALTH INS.	\$ -	\$ -			\$ -		
0-10-602-20-2290-0300-000-000000	PROF./TECH.	\$ 87,000	\$ 87,000			\$ -	0.0%	
0-10-602-20-2290-0580-000-000000	TRAVEL/REGISTRATION	\$ 1,000	\$ 1,000			\$ -	0.0%	
0-10-602-20-2290-0610-000-000000	GENERAL SUPPLIES	\$ 25,000	\$ 25,000			\$ -	0.0%	



LAKE COUNTY SCHOOL DISTRICT R-1  
FINAL FY20 (2019-20) REVISED BUDGET  
March 24, 2020

Account Number	Account Description	FY20 ORIG	FY20 REVISED	SRS	FDK	\$ Change FY20 ORIG to FY20 REVISED	% Change FY20 ORIG to FY20 REVISED	Notes for BOE
0-10-602-20-2290-0612-000-000000	SOFTWARE	\$ 45,000	\$ 45,000			\$ -	0.0%	
0-10-602-20-2290-0730-000-000000	EQUIPMENT	\$ 5,000	\$ 5,000			\$ -	0.0%	
0-10-602-28-2850-0521-000-000000	INSURANCE PAYMENTS	\$ 255,000	\$ 255,000			\$ -	0.0%	
0-10-602-90-2835-0520-000-000000	INSURANCE RESERVE	\$ -	\$ 225,000			\$ 225,000		
0-10-602-92-9200-0841-000-000000	UNRESTRICTED OPER. RESERV	\$ 2,067,529	\$ 1,950,421			\$ (117,108)	-5.7%	\$100,000 to Cap Projects, \$400,000 to Fridays
0-10-602-93-9310-0840-000-000000	TABOR EMERGENCY RESERVE	\$ 356,000	\$ 358,453			\$ 2,453	0.7%	
		<b>\$ 5,555,128</b>	<b>\$ 4,661,788</b>					
<b>MAINTENANCE</b>								
0-10-710-26-2600-0110-103-000000	O/M DIRECTOR SALARY	\$ 58,614	\$ 58,614			\$ -	0.0%	
0-10-710-26-2600-0110-357-000000	MANAGER SALARY	\$ 51,972	\$ 51,972			\$ -	0.0%	
0-10-710-26-2600-0110-608-000000	CUSTODIAL SALARY	\$ 5,000	\$ 5,000			\$ -	0.0%	
0-10-710-26-2600-0110-623-000000	MAINTENANCE SALARY	\$ 154,170	\$ 170,000			\$ 15,830	10.3%	
0-10-710-26-2600-0120-623-000000	MAINTENANCE SUB SALARY	\$ -	\$ -			\$ -		
0-10-710-26-2600-0221-103-000000	MEDICARE	\$ 850	\$ 850			\$ -	0.0%	
0-10-710-26-2600-0221-357-000000	MEDICARE	\$ 754	\$ 754			\$ -	0.0%	
0-10-710-26-2600-0221-608-000000	MEDICARE	\$ 73	\$ 73			\$ -	0.0%	
0-10-710-26-2600-0221-623-000000	MEDICARE	\$ 2,235	\$ 2,467			\$ 232	10.4%	
0-10-710-26-2600-0230-103-000000	PERA	\$ 11,957	\$ 11,957			\$ -	0.0%	
0-10-710-26-2600-0230-357-000000	PERA	\$ 10,602	\$ 10,602			\$ -	0.0%	
0-10-710-26-2600-0230-608-000000	PERA	\$ 1,013	\$ 1,013			\$ -	0.0%	
0-10-710-26-2600-0230-623-000000	PERA	\$ 31,451	\$ 34,715			\$ 3,264	10.4%	
0-10-710-26-2600-0250-103-000000	HEALTH INS.	\$ 10,785	\$ 10,785			\$ -	0.0%	
0-10-710-26-2600-0250-357-000000	HEALTH INS.	\$ 8,676	\$ 8,676			\$ -	0.0%	
0-10-710-26-2600-0250-608-000000	HEALTH INS.	\$ -	\$ -			\$ -		
0-10-710-26-2600-0250-623-000000	HEALTH INS.	\$ 17,562	\$ 17,562			\$ -	0.0%	
0-10-710-26-2600-0300-000-000000	PROFESSIONAL/TECH	\$ 60,000	\$ 60,000			\$ -	0.0%	
0-10-710-26-2600-0411-000-000000	WATER & SEWER	\$ 50,000	\$ 50,000			\$ -	0.0%	
0-10-710-26-2600-0421-000-000000	DISPOSAL SERVICES	\$ 18,000	\$ 18,000			\$ -	0.0%	
0-10-710-26-2600-0430-000-000000	REPAIRS/MAINT	\$ 30,000	\$ 30,000			\$ -	0.0%	
0-10-710-26-2600-0580-000-000000	TRAVEL/REGISTRATION	\$ 1,500	\$ 1,500			\$ -	0.0%	
0-10-710-26-2600-0610-000-000000	GENERAL SUPPLIES	\$ 68,000	\$ 68,000			\$ -	0.0%	
0-10-710-26-2600-0620-000-000000	ENERGY/UTILITIES	\$ 242,442	\$ 227,682			\$ (14,760)	-6.1%	
0-10-710-26-2600-0626-000-000000	MOTOR VEHICLE FUEL	\$ 4,000	\$ 4,000			\$ -	0.0%	
0-10-710-26-2600-0730-000-000000	EQUIPMENT	\$ 15,000	\$ 15,000			\$ -	0.0%	
		<b>\$ 854,656</b>	<b>\$ 859,222</b>					
<b>TRANSPORTATION</b>								
0-10-720-27-2700-0110-103-000000	TRANS. DIR. SALARY	\$ 10,344	\$ 10,344			\$ -	0.0%	
0-10-720-27-2700-0110-357-000000	TRANSPORTATION MGR SALARIES	\$ 39,003	\$ 40,320			\$ 1,317	3.4%	
0-10-720-27-2700-0110-602-000000	BUS DRIVER SALARY	\$ 165,000	\$ 182,853			\$ 17,853	10.8%	
0-10-720-27-2700-0110-629-000000	TRANS. MECHANIC SALARY	\$ 18,787	\$ 18,787			\$ -	0.0%	
0-10-720-27-2700-0221-103-000000	MEDICARE	\$ 150	\$ 150			\$ -	0.0%	
0-10-720-27-2700-0221-357-000000	TRANSPORTATION MGR MEDICARE	\$ 566	\$ 566			\$ -	0.0%	
0-10-720-27-2700-0221-602-000000	MEDICARE	\$ 2,393	\$ 2,651			\$ 258	10.8%	
0-10-720-27-2700-0221-629-000000	MEDICARE	\$ 272	\$ 272			\$ -	0.0%	
0-10-720-27-2700-0230-103-000000	PERA	\$ 2,110	\$ 2,110			\$ -	0.0%	
0-10-720-27-2700-0230-357-000000	TRANSPORTATION MGR PERA	\$ 7,957	\$ 7,957			\$ -	0.0%	
0-10-720-27-2700-0230-602-000000	PERA	\$ 33,413	\$ 38,399			\$ 4,986	14.9%	
0-10-720-27-2700-0230-629-000000	PERA	\$ 3,833	\$ 3,833			\$ -	0.0%	
0-10-720-27-2700-0250-103-000000	HEALTH INS.	\$ 1,903	\$ 1,903			\$ -	0.0%	
0-10-720-27-2700-0250-357-000000	TRANSPORTATION MGR HEALTH INS	\$ 12,688	\$ 12,688			\$ -	0.0%	
0-10-720-27-2700-0250-602-000000	HEALTH INS.	\$ 60,000	\$ 60,000			\$ -	0.0%	
0-10-720-27-2700-0250-629-000000	HEALTH INS.	\$ -	\$ -			\$ -		
0-10-720-27-2700-0300-000-000000	PROFESSIONAL/TECH.	\$ 5,000	\$ 5,000			\$ -	0.0%	
0-10-720-27-2700-0430-000-000000	REPAIR/MAINT.	\$ 17,529	\$ 25,000			\$ 7,471	42.6%	
0-10-720-27-2700-0431-000-000000	REPAIRS & MAINT./SUPPORT	\$ 3,000	\$ 3,000			\$ -	0.0%	
0-10-720-27-2700-0580-000-000000	TRAVEL/REG	\$ 5,500	\$ 5,500			\$ -	0.0%	
0-10-720-27-2700-0610-000-000000	GENERAL SUPPLIES	\$ 5,000	\$ 5,000			\$ -	0.0%	
0-10-720-27-2700-0626-000-000000	MOTOR VEHICLE FUEL	\$ 13,500	\$ 15,400			\$ 1,900	14.1%	
0-10-720-27-2700-0690-000-000000	FOOD	\$ 1,200	\$ 1,200			\$ -	0.0%	
0-10-720-27-2700-0730-000-000000	EQUIPMENT	\$ 3,000	\$ 3,000			\$ -	0.0%	
		<b>\$ 412,148</b>	<b>\$ 445,933</b>					
		<b>\$ 13,950,055</b>	<b>\$ 13,214,008</b>					

**FUND 19: CPP FUND**

0-19-971-00-0000-1144-000-003141	BEGINNING FUND BALANCE	\$ (55,984)	\$ (5,280)			\$ 50,704	-90.6%	
0-19-971-00-0000-3000-000-003141	CPP REVENUE	\$ -	\$ (1,363)			\$ (1,363)		

LAKE COUNTY SCHOOL DISTRICT R-1  
FINAL FY20 (2019-20) REVISED BUDGET  
March 24, 2020

Account Number	Account Description	FY20 ORIG	FY20 REVISED	SRS	FDK	\$ Change FY20 ORIG to FY20 REVISED	% Change FY20 ORIG to FY20 REVISED	Notes for BOE
0-19-971-00-0000-5810-000-003141	TRANSFER FROM GEN FUND	\$ (330,750)	\$ (327,686)			\$ 3,064	-0.9%	
0-19-971-00-0040-0110-403-003141	CPP SALARIES	\$ 167,428	\$ 193,000			\$ 25,572	15.3%	
0-19-971-00-0040-0221-403-003141	CPP MEDICARE	\$ 2,428	\$ 2,800			\$ 372	15.3%	
0-19-971-00-0040-0230-403-003141	CPP PERA	\$ 35,160	\$ 41,000			\$ 5,840	16.6%	
0-19-971-00-0040-0250-201-003141	TEACHER HEALTH INSURANCE	\$ -	\$ -			\$ -		
0-19-971-00-0040-0250-403-003141	CPP HEALTH INSURANCE	\$ 31,811	\$ 37,000			\$ 5,189	16.3%	
0-19-971-00-0040-0580-000-003141	TRAVEL EXPENSES	\$ 2,229	\$ 1,000			\$ (1,229)	-55.1%	
0-19-971-00-0040-0610-000-003141	SUPPLIES	\$ 30,110	\$ 20,000			\$ (10,110)	-33.6%	
0-19-971-00-2400-0110-509-003141	MANAGER SALARY	\$ 8,147	\$ 8,000			\$ (147)	-1.8%	
0-19-971-00-2400-0221-509-003141	MANAGER MEDICARE	\$ 118	\$ 120			\$ 2	1.7%	
0-19-971-00-2400-0230-509-003141	MANAGER PERA	\$ 1,711	\$ 1,700			\$ (11)	-0.6%	
0-19-971-00-2400-0250-509-003141	MANAGER HEATHLH INS.	\$ 1,548	\$ 1,000			\$ (548)	-35.4%	
0-19-971-00-2600-0110-608-003141	CUSTODIAL SALARY	\$ 11,500	\$ 11,500			\$ -	0.0%	
0-19-971-00-2600-0221-608-003141	CUSTODIAL MEDICARE	\$ 201	\$ 170			\$ (31)	-15.4%	
0-19-971-00-2600-0230-608-003141	CUSTODIAL PERA	\$ 2,214	\$ 2,500			\$ 286	12.9%	
0-19-971-00-2600-0250-608-003141	CUSTODIAL HEATH INS.	\$ 4,500	\$ 2,000			\$ (2,500)	-55.6%	
0-19-971-00-2600-0410-000-003141	UTILITIES	\$ 8,000	\$ 6,500			\$ (1,500)	-18.8%	
0-19-971-00-2600-0869-000-003141	DISTRICT INDIRECT COSTS	\$ 23,645	\$ -			\$ (23,645)	-100.0%	
0-19-971-00-9200-0841-000-003141	UNRESTRICTED OPER. RESERV	\$ 55,984	\$ 6,039			\$ (49,945)	-89.2%	
		\$ -	\$ -					
		\$ 386,734	\$ 334,329					Pre-School Fund allocation

**FUND 21: FOOD SERVICE FUND**

0-21-600-00-0000-1144-000-000000	Beginning Fund Balance	\$ (6,345)	\$ (11,944)			\$ (5,599)		
0-21-600-00-0000-1610-000-004555	Sales to Pupils	\$ (116,000)	\$ (116,000)			\$ -	0.0%	
0-21-600-00-0000-1620-000-000000	Ala Carte/Adult Sales	\$ (20,000)	\$ (20,000)			\$ -	0.0%	
0-21-600-00-0000-1632-000-000000	Catered-Special Events	\$ (18,000)	\$ (18,000)			\$ -	0.0%	
0-21-600-00-0000-1920-000-000000	MISC LOCAL REVENUE	\$ -	\$ -			\$ -		
0-21-600-00-0000-1990-000-000000	COFFEE CART REVENUE	\$ (1,000)	\$ (1,000)			\$ -	0.0%	
0-21-600-00-0000-3000-000-003161	SMCN	\$ (4,500)	\$ (4,500)			\$ -	0.0%	
0-21-600-00-0000-3000-000-003164	START SMART	\$ (5,000)	\$ (5,000)			\$ -	0.0%	
0-21-600-00-0000-3000-000-003169	K-2 REDUCED LUNCH REIM	\$ (5,000)	\$ (5,000)			\$ -	0.0%	
0-21-600-00-0000-4000-000-004582	FRESH FRUIT AND VEGETABLE REIM	\$ (20,000)	\$ (25,948)			\$ (5,948)	-29.7%	
0-21-600-00-0000-4010-000-004555	COMMODITY REVENUE	\$ (33,000)	\$ (25,000)			\$ 8,000	-24.2%	
0-21-600-00-0000-4000-000-004553	NSBP BREAKFAST REIM	\$ (140,000)	\$ (140,000)			\$ -	0.0%	
0-21-600-00-0000-4000-000-004555	NSLP LUNCH REIM	\$ (240,000)	\$ (240,000)			\$ -	0.0%	
0-21-600-00-0000-4000-000-004559	SUMMER FOOD SERVICE PROGRAM	\$ (8,500)	\$ (8,500)			\$ -	0.0%	
0-21-600-00-0000-4010-000-004558	CACFP SNACK GRANT	\$ (45,000)	\$ (45,000)			\$ -	0.0%	
0-21-600-00-0000-5210-000-000000	FUND TRANSFER	\$ (60,000)	\$ (60,000)			\$ -	0.0%	
0-21-740-31-3100-0110-331-000000	FOOD SERVICE ADMIN SALARY	\$ 44,200	\$ 44,200			\$ -	0.0%	
0-21-740-31-3100-0110-506-000000	FOOD SERVICE SECRETARY SALARY	\$ -	\$ -			\$ -		
0-21-740-31-3100-0110-607-000000	FOOD SERVICE SALARY	\$ 220,000	\$ 230,000			\$ 10,000	4.5%	
0-21-740-31-3100-0120-607-000000	FOOD SERVICE SUB SALARY	\$ 12,000	\$ 12,000			\$ -	0.0%	
0-21-740-31-3100-0190-607-000000	CATERING SALARIES	\$ 15,000	\$ 13,725			\$ (1,275)	-8.5%	
0-21-740-31-3100-0221-331-000000	FOOD SERVICE ADMIN MEDICARE	\$ 641	\$ 641			\$ -	0.0%	
0-21-740-31-3100-0221-506-000000	FOOD SERVICE SECRETARY MEDICARE	\$ -	\$ -			\$ -		
0-21-740-31-3100-0221-607-000000	FOOD SERVICE MEDICARE	\$ 3,103	\$ 3,335			\$ 232	7.5%	
0-21-740-31-3100-0230-331-000000	FOOD SERVICE ADMIN PERA	\$ 8,906	\$ 8,906			\$ -	0.0%	
0-21-740-31-3100-0230-506-000000	FOOD SERVICE SECRETARY PERA	\$ -	\$ -			\$ -		
0-21-740-31-3100-0230-607-000000	FOOD SERVICE PERA	\$ 44,330	\$ 46,920			\$ 2,590	5.8%	
0-21-740-31-3100-0250-331-000000	FOOD SERVICE ADMIN HEALTH INS.	\$ 8,772	\$ 8,772			\$ -	0.0%	
0-21-740-31-3100-0250-506-000000	FOOD SERVICE SECRETARY HEALTH	\$ -	\$ -			\$ -		
0-21-740-31-3100-0250-607-000000	FOOD SERVICE HEALTH INS.	\$ 48,393	\$ 48,393			\$ -	0.0%	
0-21-740-31-3100-0580-000-000000	FOOD SERVICE TRAVEL	\$ 2,500	\$ 2,500			\$ -	0.0%	
0-21-740-31-3100-0610-000-000000	FOOD SERVICE SUPPLIES	\$ 3,500	\$ 3,500			\$ -	0.0%	
0-21-740-31-3100-0630-000-000000	FOOD	\$ 225,000	\$ 225,000			\$ -	0.0%	
0-21-740-31-3100-0631-000-000000	MILK	\$ 53,000	\$ 53,000			\$ -	0.0%	
0-21-740-31-3100-0633-000-000000	COMMODITIES EXPENSE	\$ 33,000	\$ 25,000			\$ (8,000)	-24.2%	
0-21-740-31-3100-0633-000-004555	COMMODITIES EXPENSE	\$ -	\$ -			\$ -		
		\$ (0)	\$ (0)					
		\$ 722,345	\$ 725,892					Food Service Fund allocation

**FUND 22: GRANTS FUND**

0-22-600-00-0000-1920-000-001207	SUMMIT FOUNDATION PARENT MENTOR	\$ -	\$ (5,000)			\$ (5,000)		
0-22-600-00-0000-1920-000-001211	ADVANCING ACADEMICS AFTERSCHOOL	\$ (31,250)	\$ (30,800)			\$ 450	-1.4%	
0-22-600-00-0000-1920-000-001229	GET OUTDOOR LEADVILLE (GOL)	\$ (260,169)	\$ (247,253)			\$ 12,916	-5.0%	

LAKE COUNTY SCHOOL DISTRICT R-1  
FINAL FY20 (2019-20) REVISED BUDGET  
March 24, 2020

Account Number	Account Description	FY20 ORIG	FY20 REVISED	SRS	FDK	\$ Change FY20 ORIG to FY20 REVISED	% Change FY20 ORIG to FY20 REVISED	Notes for BOE
0-22-600-00-0000-1920-000-001230	WALTON GRANT	\$ (370,045)	\$ (421,596)			\$ (51,551)	13.9%	
0-22-600-00-0000-1920-000-001231	GATES PHASE II DONATION	\$ (115,631)	\$ (105,527)			\$ 10,104	-8.7%	
0-22-600-00-0000-1920-000-001232	CLIMAX STEM CURRICULUM PROJECT	\$ (5,000)	\$ (5,000)			\$ -	0.0%	
0-22-600-00-0000-3000-000-003190	COMPREHENSIVE HEALTH ED (CHE)	\$ -	\$ (21,090)			\$ (21,090)		
0-22-600-00-0000-3000-000-003202	STUDENT WELLNESS	\$ (36,800)	\$ (36,800)			\$ -	0.0%	
0-22-600-00-0000-3000-000-003207	STATE LIBRARY GRANT	\$ (4,000)	\$ (5,000)			\$ (1,000)	25.0%	
0-22-600-00-0000-3000-000-003218	SCHOOL HEALTH CARE PROFESSIONAL GRANT	\$ (152,419)	\$ (152,419)			\$ -	0.0%	
0-22-600-00-0000-3000-000-003183	EXPULSED AT RISK	\$ (159,150)	\$ (159,150)			\$ -	0.0%	
0-22-600-00-0000-3000-000-005196	MCKENNY VENTO	\$ -	\$ (25,950)			\$ (25,950)		
0-22-600-00-0000-3010-000-003951	CDPHE-COMP HUMAN SEXUALITY	\$ -	\$ (94,467)			\$ (94,467)		
0-22-600-00-0000-4000-000-004010	TITLE I - PART A	\$ (253,183)	\$ (249,029)			\$ 4,154	-1.6%	
0-22-600-00-0000-4000-000-004365	TITLE III - ELL	\$ (25,206)	\$ (24,735)			\$ 471	-1.9%	
0-22-600-00-0000-4000-000-004367	TITLE II A TCHR QLTY	\$ (40,415)	\$ (38,510)			\$ 1,905	-4.7%	
0-22-600-00-0000-4000-000-004424	TITLE IV STU SUPPORT & ACADEMIC ENRICH	\$ (18,527)	\$ (18,711)			\$ (184)	1.0%	
0-22-600-00-0000-4000-000-005287	21ST CENTURY COHORT VII	\$ (98,257)	\$ (98,194)			\$ 63	-0.1%	
0-22-600-00-0000-4000-000-006358	TITLE V ESSA RURAL AND LOW INCOME	\$ (15,721)	\$ -			\$ 15,721	-100.0%	
0-22-600-00-0000-4010-000-004048	CTE/PERKINS	\$ (30,868)	\$ (29,018)			\$ 1,850	-6.0%	
0-22-600-00-0000-4010-000-007981	CDC-HEALTHY SCHOOLS	\$ (17,000)	\$ (17,000)			\$ -	0.0%	
0-22-600-01-0000-1920-000-001229	GET OUTDOOR LEADVILLE (GOL)-ROCKIES ROCK	\$ -	\$ (107,350)			\$ (107,350)		
0-22-600-01-0000-3000-000-003218	SCHOOL PROFESSIONAL GRANT	\$ -	\$ (150,000)			\$ (150,000)		
0-22-600-01-0000-4000-000-006287	21ST CENTURY-WP COHORT VIII	\$ (136,202)	\$ (136,202)			\$ -	0.0%	
0-22-600-02-0000-1920-000-001208	CHF IMPLEMENTATION	\$ (248,637)	\$ (219,452)			\$ 29,185	-11.7%	
0-22-600-02-0000-4000-000-005010	EASI-EMPOWERING ACTION FOR SCHOOLS IMP	\$ (79,283)	\$ (207,616)			\$ (128,333)	261.9%	
0-22-600-00-0000-1920-000-001201	FRIDAYS REVENUE	\$ (32,500)	\$ (32,500)			\$ -	100.0%	
0-22-600-00-0000-5210-000-001201	FRIDAYS TRANSFER FR GF	\$ (400,000)	\$ (400,000)			\$ -	100.0%	\$400K from GF Reserve, \$30K from GOLI, \$2,500 from tuition
0-22-100-00-2100-0110-237-003218	SOCIAL WORKER SALARY	\$ 21,200	\$ 21,200			\$ -	0.0%	
0-22-100-00-2100-0221-237-003218	SOCIAL WORKER MEDICARE	\$ 307	\$ 307			\$ -	0.0%	
0-22-100-00-2100-0230-237-003218	SOCIAL WORKER PERA	\$ 4,483	\$ 4,483			\$ -	100.0%	
0-22-100-00-2100-0250-237-003218	SOCIAL WORKER HEALTH	\$ 3,244	\$ 3,244			\$ -	100.0%	
0-22-100-00-2100-0300-000-003218	HEALTH PRO PROF/TECH	\$ 1,049	\$ 1,049			\$ -	100.0%	
0-22-100-00-2100-0610-000-003218	HEALTH PRO SUPPLIES	\$ 250	\$ 250			\$ -	100.0%	
0-22-100-01-2100-0110-237-003218	SOCIAL WORKER SALARY	\$ -	\$ 47,850			\$ 47,850		
0-22-100-01-2100-0221-237-003218	SOCIAL WORKER MEDICARE	\$ -	\$ 694			\$ 694		
0-22-100-01-2100-0230-237-003218	SOCIAL WORKER PERA	\$ -	\$ 9,834			\$ 9,834		
0-22-100-01-2100-0250-237-003218	SOCIAL WORKER HEALTH	\$ -	\$ 11,182			\$ 11,182		
0-22-100-01-2100-0300-000-003218	HEALTH PRO PROF/TECH	\$ -	\$ 1,000			\$ 1,000		
0-22-100-01-2100-0580-000-003218	HEALTH PRO TRAVEL/REG	\$ -	\$ 1,020			\$ 1,020		
0-22-100-01-2100-0610-000-003218	HEALTH PRO SUPPLIES	\$ -	\$ 340			\$ 340		
0-22-100-01-0010-0110-407-006287	WP ACTIVITY LEADER	\$ 70,812	\$ 40,444			\$ (30,368)	-42.9%	
0-22-100-01-0010-0221-407-006287	WP ACTIVITY LEADER MEDICARE	\$ 1,027	\$ 586			\$ (441)	-42.9%	
0-22-100-01-0010-0230-407-006287	WP ACTIVITY LEADER-PERA	\$ 14,446	\$ 8,251			\$ (6,195)	-42.9%	
0-22-100-01-0010-0250-407-006287	WP ACTIVITY LEADER-HEALTH	\$ 8,400	\$ -			\$ (8,400)	-100.0%	
0-22-100-01-0010-0300-000-006287	WP PROF/TECH	\$ 7,630	\$ 7,630			\$ -	0.0%	
0-22-100-01-0010-0510-000-006287	WP STUDENT TRANSPORTATION	\$ 10,400	\$ 9,106			\$ (1,294)	-12.4%	
0-22-100-01-0010-0610-000-006287	WP STUDENT INSTRUCTIONAL SUPPLIES	\$ 2,085	\$ 2,065			\$ (20)	-1.0%	
0-22-100-01-2100-0110-336-006287	WP 21ST ADMIN SALARY	\$ 15,800	\$ 13,400			\$ (2,400)	-15.2%	
0-22-100-01-2100-0110-407-006287	SITE SUPERVISOR SALARY	\$ -	\$ 30,368			\$ 30,368		
0-22-100-01-2100-0221-336-006287	WP 21ST ADMIN MEDICARE	\$ 229	\$ 195			\$ (34)	-14.8%	
0-22-100-01-2100-0221-407-006287	SITE SUPERVISOR MEDICARE	\$ -	\$ 441			\$ 441		
0-22-100-01-2100-0230-336-006287	WP 21ST ADMIN PERA	\$ 3,224	\$ 2,732			\$ (492)	-15.3%	
0-22-100-01-2100-0230-407-006287	SITE SUPERVISOR PERA	\$ -	\$ 6,195			\$ 6,195		
0-22-100-01-2100-0250-336-006287	WP 21ST ADMIN HEALTH	\$ 1,399	\$ 1,399			\$ -	0.0%	
0-22-100-01-2100-0250-407-006287	SITE SUPERVISOR HEALTH	\$ -	\$ 8,400			\$ 8,400		
0-22-100-01-2100-0300-000-006287	SUPPORT PROF/TECH	\$ -	\$ 4,240			\$ 4,240		
0-22-100-01-2100-0580-000-006287	SUPPORT TRAVEL/REG	\$ 750	\$ 750			\$ -	0.0%	
0-22-101-00-2100-0110-237-003218	SOCIAL WORKER SALARY	\$ 31,800	\$ 31,800			\$ -	0.0%	
0-22-101-00-2100-0221-237-003218	SOCIAL WORKER SALARY	\$ 461	\$ 461			\$ -	0.0%	
0-22-101-00-2100-0230-237-003218	SOCIAL WORKER SALARY	\$ 6,726	\$ 6,726			\$ -	0.0%	
0-22-101-00-2100-0250-237-003218	SOCIAL WORKER SALARY	\$ 4,866	\$ 4,866			\$ -	0.0%	
0-22-101-00-2100-0300-000-003218	HEALTH PRO PROF/TECH	\$ 1,574	\$ 1,574			\$ -	0.0%	
0-22-101-00-2100-0110-213-003183	LCIS RESTORATIVE JUSTICE SALARY	\$ 50,933	\$ 50,933			\$ -	0.0%	
0-22-101-00-2100-0221-213-003183	LCIS RESTORATIVE JUSTICE MEDICARE	\$ 739	\$ 739			\$ -	0.0%	
0-22-101-00-2100-0230-213-003183	LCIS RESTORATIVE JUSTICE PERA	\$ 10,585	\$ 10,585			\$ -	0.0%	
0-22-101-00-2100-0250-213-003183	LCIS RESTORATIVE JUSTICE HEALTH	\$ 8,676	\$ 8,676			\$ -	0.0%	
0-22-101-00-2100-0610-000-003218	HEALTH PRO SUPPLIES	\$ 250	\$ 250			\$ -	0.0%	
0-22-101-20-2122-0110-211-003951	CDPHE COUNSELOR SALARY	\$ -	\$ 6,125			\$ 6,125		
0-22-101-20-2122-0221-211-003951	CDPHE COUNSELOR MEDICARE	\$ -	\$ 89			\$ 89		
0-22-101-20-2122-0230-211-003951	CDPHE COUNSELOR PERA	\$ -	\$ 1,250			\$ 1,250		

LAKE COUNTY SCHOOL DISTRICT R-1  
FINAL FY20 (2019-20) REVISED BUDGET  
March 24, 2020

Account Number	Account Description	FY20 ORIG	FY20 REVISED	SRS	FDK	\$ Change FY20 ORIG to FY20 REVISED	% Change FY20 ORIG to FY20 REVISED	Notes for BOE
0-22-101-20-2122-0250-211-003951	CDPHE COUNSELOR HEALTH	\$ -	\$ 1,177			\$ 1,177		
0-22-201-00-2100-0110-237-003218	SOCIAL WORKER SALARY	\$ 15,900	\$ 15,900			\$ -	0.0%	
0-22-201-00-2100-0221-237-003218	SOCIAL WORKER SALARY	\$ 231	\$ 231			\$ -	0.0%	
0-22-201-00-2100-0230-237-003218	SOCIAL WORKER SALARY	\$ 3,363	\$ 3,363			\$ -	0.0%	
0-22-201-00-2100-0250-237-003218	SOCIAL WORKER SALARY	\$ 2,433	\$ 2,433			\$ -	0.0%	
0-22-201-00-2100-0300-000-003218	HEALTH PRO PROF/TECH	\$ 787	\$ 787			\$ -	0.0%	
0-22-201-00-2100-0610-000-003218	HEALTH PRO SUPPLIES	\$ 250	\$ 250			\$ -	0.0%	
0-22-201-20-2122-0110-406-003951	CDPHE COUNSELOR ASST SALARY	\$ -	\$ 6,500			\$ 6,500		
0-22-201-20-2122-0221-406-003951	CDPHE COUNSELOR ASST MEDICARE	\$ -	\$ 94			\$ 94		
0-22-201-20-2122-0230-406-003951	CDPHE COUNSELOR ASST PERA	\$ -	\$ 1,326			\$ 1,326		
0-22-201-20-2122-0250-406-003951	CDPHE COUNSELOR ASST HEALTH	\$ -	\$ 1,072			\$ 1,072		
0-22-301-00-2100-0110-237-003218	SOCIAL WORKER SALARY	\$ 37,100	\$ 37,100			\$ -	0.0%	
0-22-301-00-2100-0221-237-003218	SOCIAL WORKER SALARY	\$ 538	\$ 538			\$ -	0.0%	
0-22-301-00-2100-0230-237-003218	SOCIAL WORKER SALARY	\$ 7,847	\$ 7,847			\$ -	0.0%	
0-22-301-00-2100-0250-237-003218	SOCIAL WORKER SALARY	\$ 5,676	\$ 5,676			\$ -	0.0%	
0-22-301-00-2100-0110-419-003183	LCHS RESTORATIVE JUSTICE SALARY	\$ 27,560	\$ 27,560			\$ -	0.0%	
0-22-301-00-2100-0221-419-003183	LCHS RESTORATIVE JUSTICE MEDICARE	\$ 396	\$ 396			\$ -	0.0%	
0-22-301-00-2100-0230-419-003183	LCHS RESTORATIVE JUSTICE PERA	\$ 5,585	\$ 5,585			\$ -	0.0%	
0-22-301-00-2100-0250-419-003183	LCHS RESTORATIVE JUSTICE HEALTH	\$ 8,676	\$ 8,676			\$ -	0.0%	
0-22-301-00-2100-0300-000-003218	HEALTH PRO PROF/TECH	\$ 1,834	\$ 1,834			\$ -	0.0%	
0-22-301-00-2100-0610-000-003218	HEALTH PRO SUPPLIES	\$ 250	\$ 250			\$ -	0.0%	
0-22-301-01-2100-0110-237-003218	SOCIAL WORKER SALARY	\$ -	\$ 52,000			\$ 52,000		
0-22-301-01-2100-0221-237-003218	SOCIAL WORKER MEDICARE	\$ -	\$ 754			\$ 754		
0-22-301-01-2100-0230-237-003218	SOCIAL WORKER PERA	\$ -	\$ 10,686			\$ 10,686		
0-22-301-01-2100-0250-237-003218	SOCIAL WORKER HEALTH	\$ -	\$ 12,120			\$ 12,120		
0-22-301-01-2100-0300-000-003218	HEALTH PRO PROF/TECH	\$ -	\$ 1,000			\$ 1,000		
0-22-301-01-2100-0580-000-003218	HEALTH PRO TRAVEL/REG	\$ -	\$ 1,020			\$ 1,020		
0-22-301-01-2100-0610-000-003218	HEALTH PRO SUPPLIES	\$ -	\$ 500			\$ 500		
0-22-301-10-0800-0110-211-003951	CDPHE SALARY	\$ -	\$ 3,686			\$ 3,686		
0-22-301-10-0800-0221-211-003951	CDPHE MEDICARE	\$ -	\$ 53			\$ 53		
0-22-301-10-0800-0230-211-003951	CDPHE PERA	\$ -	\$ 752			\$ 752		
0-22-301-10-0800-0250-211-003951	CDPHE HEALTH	\$ -	\$ 712			\$ 712		
0-22-301-20-2122-0110-406-003951	CDPHE COUNSELOR ASST SALARY	\$ -	\$ 6,500			\$ 6,500		
0-22-301-20-2122-0221-406-003951	CDPHE COUNSELOR ASST MEDICARE	\$ -	\$ 94			\$ 94		
0-22-301-20-2122-0230-406-003951	CDPHE COUNSELOR ASST PERA	\$ -	\$ 1,326			\$ 1,326		
0-22-301-20-2122-0250-406-003951	CDPHE COUNSELOR ASST HEALTH	\$ -	\$ 1,073			\$ 1,073		
0-22-602-00-0090-0150-201-003190	CHE STIPEND	\$ -	\$ 9,230			\$ 9,230		
0-22-602-00-0090-0221-201-003190	CHE STIPEND MEDICARE	\$ -	\$ 134			\$ 134		
0-22-602-00-0090-0230-201-003190	CHE STIPEND PERA	\$ -	\$ 1,886			\$ 1,886		
0-22-602-00-0090-0250-201-003190	CHE STIPEND HEALTH	\$ -	\$ -			\$ -		
0-22-602-00-0090-0110-218-004010	INSTRUCTIONAL SALARY	\$ 25,986	\$ -			\$ (25,986)	-100.0%	
0-22-602-00-0090-0221-218-004010	INSTRUCTIONAL MEDICARE	\$ 354	\$ -			\$ (354)	-100.0%	
0-22-602-00-0090-0230-218-004010	INSTRUCTIONAL PERA	\$ 5,053	\$ -			\$ (5,053)	-100.0%	
0-22-602-00-0090-0250-218-004010	INSTRUCTIONAL HEALTH	\$ 8,042	\$ -			\$ (8,042)	-100.0%	
0-22-602-00-0090-0110-401-006358	ELD SALARY	\$ 12,000	\$ -			\$ (12,000)	-100.0%	
0-22-602-00-0090-0221-401-006358	ELD MEDICARE	\$ 188	\$ -			\$ (188)	-100.0%	
0-22-602-00-0090-0230-401-006358	ELD PERA	\$ 2,652	\$ -			\$ (2,652)	-100.0%	
0-22-602-00-0090-0250-401-006358	ELD HEALTH	\$ 881	\$ -			\$ (881)	-100.0%	
0-22-602-00-0090-0110-401-004424	ELD SALARY	\$ 14,000	\$ 14,000			\$ -	0.0%	
0-22-602-00-0090-0110-407-001211	ACTIVITY LEADER SALARY	\$ 23,132	\$ 23,132			\$ -	0.0%	
0-22-602-00-0090-0110-407-005287	ACTIVITY LEADER SALARY	\$ 24,420	\$ 24,508			\$ 88	0.4%	
0-22-602-00-0090-0110-416-004048	SALARIES	\$ 1,594	\$ 1,594			\$ -	0.0%	
0-22-602-00-0090-0120-204-001229	GOL SUBSTITUTE SALARY	\$ 2,000	\$ 2,000			\$ -	0.0%	
0-22-602-00-0090-0221-204-001229	GOL SUBSTITUTE MEDICARE	\$ 29	\$ 29			\$ -	0.0%	
0-22-602-00-0090-0230-204-001229	GOL SUBSTITUTE PERA	\$ 410	\$ 410			\$ -	0.0%	
0-22-602-00-0090-0250-204-001229	GOL SUBSTITUTE HEALTH	\$ -	\$ -			\$ -		
0-22-602-00-0090-0150-201-001229	GOL STIPEND SALARY	\$ 20,329	\$ 20,329			\$ -	0.0%	
0-22-602-00-0090-0221-201-001229	GOL STIPEND MEDICARE	\$ 295	\$ 295			\$ -	0.0%	
0-22-602-00-0090-0221-401-004424	ELD MEDICARE	\$ 189	\$ 203			\$ 14	7.4%	
0-22-602-00-0090-0221-407-001211	ACTIVITY LEADER MEDICARE	\$ 336	\$ 336			\$ -	0.0%	
0-22-602-00-0090-0221-407-005287	ACTIVITY LEADER MEDICARE	\$ 355	\$ 355			\$ -	0.0%	
0-22-602-00-0090-0221-416-004048	MEDICARE	\$ 28	\$ 28			\$ -	0.0%	
0-22-602-00-0090-0230-201-001229	GOL STIPEND PERA	\$ 4,167	\$ 4,167			\$ -	0.0%	
0-22-602-00-0090-0230-401-004424	ELD PERA	\$ 2,652	\$ 2,856			\$ 204	7.7%	
0-22-602-00-0090-0230-407-001211	ACTIVITY LEADER PERA	\$ 4,753	\$ 4,753			\$ -	0.0%	
0-22-602-00-0090-0230-407-005287	ACTIVITY LEADER PERA	\$ 4,982	\$ 5,000			\$ 18	0.4%	
0-22-602-00-0090-0230-416-004048	PERA	\$ 378	\$ 378			\$ -	0.0%	
0-22-602-00-0090-0250-201-001229	GOL STIPEND HEALTH	\$ -	\$ -			\$ -		
0-22-602-00-0090-0250-401-004424	ELD HEALTH	\$ 1,686	\$ 1,652			\$ (34)	-2.0%	



LAKE COUNTY SCHOOL DISTRICT R-1  
FINAL FY20 (2019-20) REVISED BUDGET  
March 24, 2020

Account Number	Account Description	FY20 ORIG	FY20 REVISED	SRS	FDK	\$ Change FY20 ORIG to FY20 REVISED	% Change FY20 ORIG to FY20 REVISED	Notes for BOE
0-22-602-00-0090-0250-407-001211	HEALTH INS	\$ -	\$ -			\$ -		
0-22-602-00-0090-0250-407-005287	HEALTH INS	\$ 5,014	\$ 5,014			\$ -	0.0%	
0-22-602-00-0090-0300-000-001211	PROF/TECH	\$ 450	\$ -			\$ (450)		
0-22-602-00-0090-0300-000-001229	GOL PROF/TECH	\$ 102,823	\$ 93,907			\$ (8,916)	-8.7%	
0-22-602-00-0090-0300-000-004048	PERKINS PROF/TECH	\$ -	\$ -			\$ -		
0-22-602-00-0090-0300-000-005287	INSTR PROF/TECH-STUDENT TUTORS	\$ 700	\$ 704			\$ 4	0.6%	
0-22-602-00-0090-0510-000-001229	GOL STUDENT TRANSPORTATION	\$ 10,484	\$ 7,484			\$ (3,000)	-28.6%	
0-22-602-00-0090-0510-000-004048	TRAVEL-PERKINS	\$ 1,500	\$ 1,500			\$ -	0.0%	
0-22-602-00-0090-0510-000-005287	STUDENT TRANSPORTATION	\$ 4,000	\$ 4,000			\$ -	0.0%	
0-22-602-00-0090-0560-000-001229	GOL TUITION	\$ 17,862	\$ 12,862			\$ (5,000)	-28.0%	
0-22-602-00-0090-0580-000-004048	CARL PERKINS TRAV.	\$ 1,600	\$ 1,600			\$ -	0.0%	
0-22-602-00-0090-0610-000-001211	INSTRUCTIONAL SUPPLIES	\$ 2,579	\$ 2,579			\$ -	0.0%	
0-22-602-00-0090-0610-000-001229	GOL INSTRUCTIONAL SUPPLIES	\$ 14,722	\$ 14,722			\$ -	0.0%	
0-22-602-00-0090-0610-000-003190	CHE SUPPLIES	\$ -	\$ 4,890			\$ 4,890		
0-22-602-00-0090-0610-000-003207	LIBRARY GRANT SUPPLIES	\$ 4,000	\$ 5,000			\$ 1,000	25.0%	
0-22-602-00-0090-0610-000-004048	PERKINS SUPPLY	\$ 25,768	\$ 23,918			\$ (1,850)	-7.2%	
0-22-602-00-0090-0610-000-005287	INSTRUCTIONAL SUPPLIES	\$ 415	\$ 242			\$ (173)	-41.7%	
0-22-602-00-0090-0730-000-004048	EQUIPMENT	\$ -	\$ -			\$ -		
0-22-602-00-0090-0800-000-005196	MCKENNY VENTO INSTR FEES	\$ -	\$ 1,500			\$ 1,500		
0-22-602-00-2100-0110-336-001229	GOL DIRECTOR SALARY	\$ 60,985	\$ 60,985			\$ -	0.0%	
0-22-602-00-2100-0110-336-005287	PROJECT DIRECTOR SALARY	\$ 41,600	\$ 41,600			\$ -	0.0%	
0-22-602-00-2100-0110-218-003202	SALARY	\$ 6,000	\$ 6,000			\$ -	0.0%	
0-22-602-00-2100-0110-324-001230	WALTON DIRECTOR SALARY	\$ 138,000	\$ 151,000			\$ 13,000	9.4%	
0-22-602-00-2100-0221-324-001230	WALTON DIRECTOR MEDICARE	\$ 2,001	\$ 2,300			\$ 299	14.9%	
0-22-602-00-2100-0230-324-001230	WALTON DIRECTOR PERA	\$ 28,980	\$ 31,400			\$ 2,420	8.4%	
0-22-602-00-2100-0250-324-001230	WALTON DIRECTOR HEALTH	\$ 18,752	\$ 18,000			\$ (752)	-4.0%	
0-22-602-00-2100-0110-335-003190	CHE DIRECTOR SALARY	\$ -	\$ 3,000			\$ 3,000		
0-22-602-00-2100-0110-335-003202	COORDINATOR SALARY	\$ 20,700	\$ 21,860			\$ 1,160	5.6%	
0-22-602-00-2100-0110-335-003951	COORDINATOR SALARY	\$ -	\$ 22,917			\$ 22,917		
0-22-602-00-2100-0110-337-001230	WALTON GRANT WRITER SALARY	\$ 25,000	\$ 20,000			\$ (5,000)	-20.0%	
0-22-602-00-2100-0150-201-003951	CDPHE STIPENDS	\$ -	\$ 6,012			\$ 6,012		
0-22-602-00-2100-0221-201-003951	CDPHE STIPENDS MEDICARE	\$ -	\$ 88			\$ 88		
0-22-602-00-2100-0221-335-003190	CHE DIRECTOR MEDICARE	\$ -	\$ 87			\$ 87		
0-22-602-00-2100-0221-335-003951	COORDINATOR MEDICARE	\$ -	\$ 332			\$ 332		
0-22-602-00-2100-0221-337-001230	WALTON GRANT WRITER MEDICARE	\$ -	\$ -			\$ -		
0-22-602-00-2100-0230-201-003951	CDPHE STIPENDS PERA	\$ -	\$ 1,235			\$ 1,235		
0-22-602-00-2100-0230-335-003190	CHE DIRECTOR PERA	\$ -	\$ 663			\$ 663		
0-22-602-00-2100-0230-335-003951	COORDINATOR PERA	\$ -	\$ 4,636			\$ 4,636		
0-22-602-00-2100-0230-337-001230	WALTON GRANT WRITER PERA	\$ -	\$ -			\$ -		
0-22-602-00-2100-0250-201-003951	CDPHE STIPENDS HEALTH	\$ -	\$ -			\$ -		
0-22-602-00-2100-0250-335-003190	CHE DIRECTOR HEALTH	\$ -	\$ -			\$ -		
0-22-602-00-2100-0250-335-003951	COORDINATOR HEALTH	\$ -	\$ 3,615			\$ 3,615		
0-22-602-00-2100-0250-337-001230	WALTON GRANT WRITER HEALTH	\$ -	\$ -			\$ -		
0-22-602-00-2100-0110-407-007981	ACTIVITY LEADER SALARY	\$ 5,000	\$ 1,275			\$ (3,725)	-74.5%	
0-22-602-00-2100-0221-336-001229	GOL DIRECTOR MEDICARE	\$ 886	\$ 886			\$ -	0.0%	
0-22-602-00-2100-0230-336-001229	GOL DIRECTOR PERA	\$ 12,516	\$ 12,516			\$ -	0.0%	
0-22-602-00-2100-0250-336-001229	GOL DIRECTOR HEALTH	\$ -	\$ -			\$ -		
0-22-602-00-2100-0150-334-001231	EVALUATOR SALARY	\$ -	\$ 16,380			\$ 16,380		
0-22-602-00-2100-0221-334-001231	EVALUATOR MEDICARE	\$ -	\$ 413			\$ 413		
0-22-602-00-2100-0230-334-001231	EVALUATOR PERA	\$ -	\$ 4,134			\$ 4,134		
0-22-602-00-2100-0250-334-001231	EVALUATOR HEALTH	\$ -	\$ -			\$ -		
0-22-602-00-2100-0150-405-004010	DAYCARE STIPENDS	\$ 1,087	\$ 1,087			\$ -	0.0%	
0-22-602-00-2100-0221-336-005287	PROJECT DIRECT MEDICARE	\$ 603	\$ 603			\$ -	0.0%	
0-22-602-00-2100-0221-218-003202	MEDICARE	\$ 87	\$ 87			\$ -	0.0%	
0-22-602-00-2100-0221-335-003202	COORDINATOR MEDICARE	\$ 300	\$ 317			\$ 17	5.7%	
0-22-602-00-2100-0221-405-004010	DAYCARE MEDICARE	\$ -	\$ -			\$ -		
0-22-602-00-2100-0221-407-007981	ACTIVITY LEADER MEDICARE	\$ 73	\$ 19			\$ (54)	-74.0%	
0-22-602-00-2100-0230-336-005287	PROJECT DIRECTOR PERA	\$ 8,487	\$ 8,487			\$ -	0.0%	
0-22-602-00-2100-0230-218-003202	PERA	\$ 1,233	\$ 1,227			\$ (6)		
0-22-602-00-2100-0230-335-003202	COORDINATOR PERA	\$ 4,254	\$ 4,470			\$ 216	5.1%	
0-22-602-00-2100-0230-405-004010	DAYCARE PERA	\$ -	\$ -			\$ -		
0-22-602-00-2100-0230-407-007981	ACTIVITY LEADER PERA	\$ 1,028	\$ 260			\$ (768)		
0-22-602-00-2100-0250-336-005287	PROJECT DIRECTOR HEALTH INS	\$ 7,181	\$ 7,181			\$ -	0.0%	
0-22-602-00-2100-0250-218-003202	HEALTH	\$ -	\$ -			\$ -		
0-22-602-00-2100-0250-335-003202	COORDINATOR HEALTH	\$ 1,656	\$ -			\$ (1,656)	-100.0%	
0-22-602-00-2100-0250-405-004010	DAYCARE HEALTH INS.	\$ -	\$ -			\$ -		
0-22-602-00-2100-0250-407-007981	ACTIVITY LEADER HEALTH	\$ 2,000	\$ -			\$ (2,000)	-100.0%	
0-22-602-00-2100-0300-000-001207	S.F PARENT MENTOR PROF/TECH	\$ -	\$ 5,000			\$ 5,000		
0-22-602-00-2100-0300-000-001229	GOL SUPPORT PROF/TECH	\$ 9,120	\$ 13,120			\$ 4,000	43.9%	

LAKE COUNTY SCHOOL DISTRICT R-1  
FINAL FY20 (2019-20) REVISED BUDGET  
March 24, 2020

Account Number	Account Description	FY20 ORIG	FY20 REVISED	SRS	FDK	\$ Change FY20 ORIG to FY20 REVISED	% Change FY20 ORIG to FY20 REVISED	Notes for BOE
0-22-602-00-2100-0300-000-001230	SUPPORT PROF/TECH	\$ 50,600	\$ 160,896			\$ 110,296	218.0%	
0-22-602-00-2100-0300-000-001231	SUPPORT PROF/TECH	\$ 115,631	\$ 84,600			\$ (31,031)	-26.8%	
0-22-602-00-2100-0300-000-001232	SUPPORT PROF/TECH	\$ 5,000	\$ 5,000			\$ -	0.0%	
0-22-602-00-2100-0300-000-003183	PROF/TECH	\$ 45,000	\$ 45,000			\$ -	0.0%	
0-22-602-00-2100-0300-000-003951	CDPHE PROF/TECH	\$ -	\$ 13,428			\$ 13,428		
0-22-602-00-2100-0300-000-004010	PROF/TECH	\$ 20,000	\$ 20,000			\$ -	0.0%	
0-22-602-00-2100-0300-000-005196	SUPPORT PROF/TECH	\$ -	\$ 18,200			\$ 18,200		
0-22-602-00-2100-0300-000-007981	SUPPORT PROF/TECH	\$ 2,000	\$ -			\$ (2,000)		
0-22-602-00-2100-0531-000-001229	GOL TELEPHONE	\$ 1,107	\$ 1,107			\$ -	0.0%	
0-22-602-00-2100-0580-000-001229	GOL TRAVEL/REG	\$ 1,530	\$ 1,530			\$ -	0.0%	
0-22-602-00-2100-0580-000-001230	SUPPORT TRAVEL//REG	\$ 106,712	\$ 17,000			\$ (89,712)	-84.1%	
0-22-602-00-2100-0580-000-003183	EARRS TRAVEL/REG	\$ 1,000	\$ 1,000			\$ -		
0-22-602-00-2100-0580-000-003190	CHE TRAVEL/REG	\$ -	\$ 1,200			\$ 1,200		
0-22-602-00-2100-0580-000-003951	CDPHE TRAVEL/REG	\$ -	\$ 3,700			\$ 3,700		
0-22-602-00-2100-0580-000-003202	TRAVEL/REG	\$ 1,570	\$ 1,000			\$ (570)	-36.3%	
0-22-602-00-2100-0580-000-005287	TRAVEL/REG	\$ 500	\$ 500			\$ -	0.0%	
0-22-602-00-2100-0580-000-007981	TRAVEL/REG	\$ 4,000	\$ -			\$ (4,000)		
0-22-602-00-2100-0610-000-001229	GOL SUPPLIES	\$ 904	\$ 904			\$ -	0.0%	
0-22-602-00-2100-0610-000-001230	WALTON SUPPLIES	\$ -	\$ 21,000			\$ 21,000		
0-22-602-00-2100-0610-000-003202	SUPPLIES	\$ 1,000	\$ 1,839			\$ 839	83.9%	
0-22-602-00-2100-0610-000-003951	CDPHE SUPPLIES	\$ -	\$ 6,675			\$ 6,675		
0-22-602-00-2100-0610-000-004010	SUPPLIES	\$ 1,360	\$ 1,853			\$ 493	36.3%	
0-22-602-00-2100-0610-000-007981	SUPPORT SUPPLIES	\$ 2,899	\$ 3,084			\$ 185	6.4%	
0-22-602-00-2100-0800-000-005196	SUPPORT FEES	\$ -	\$ 6,250			\$ 6,250		
0-22-602-00-2200-0150-201-004010	ILT/OLT STIPENDS	\$ -	\$ 12,000			\$ 12,000		
0-22-602-00-2200-0221-201-004010	ILT/OLT MEDICARE	\$ -	\$ 174			\$ 174		
0-22-602-00-2200-0230-201-004010	ILT/OLT PERA	\$ -	\$ 2,126			\$ 2,126		
0-22-602-00-2200-0250-201-004010	ILT/OLT HEALTH	\$ -	\$ -			\$ -		
0-22-602-00-2210-0110-218-004010	INSTRUCTIONAL COACH SALARY	\$ 123,697	\$ 152,043			\$ 28,346	22.9%	
0-22-602-00-2210-0110-218-004367	INSTR. COACH SALARY	\$ 32,000	\$ 30,095			\$ (1,905)	-6.0%	
0-22-602-00-2210-0150-201-004010	TEACHER STIPENDS	\$ 13,500	\$ 1,500			\$ (12,000)	-88.9%	
0-22-602-00-2100-0150-105-004010	PRINCIPAL STIPEND	\$ 5,000	\$ 1,966			\$ (3,034)	-60.7%	
0-22-602-00-2100-0221-105-004010	PRINCIPAL STIPEND MEDICARE	\$ 73	\$ -			\$ (73)	-100.0%	
0-22-602-00-2210-0221-201-004010	TEACHER STIPEND MEDICARE	\$ 196	\$ 22			\$ (174)	-88.8%	
0-22-602-00-2210-0221-218-004010	INSTR. COACH MEDICARE	\$ 1,783	\$ 2,166			\$ 383	21.5%	
0-22-602-00-2210-0110-218-004365	ESL SALARY	\$ 20,000	\$ 17,735			\$ (2,265)	-11.3%	
0-22-602-00-2210-0221-218-004367	INSTR. COACH MEDICARE	\$ 475	\$ 475			\$ -	0.0%	
0-22-602-00-2210-0221-218-004365	ESL MEDICARE	\$ 313	\$ 258			\$ (55)	-17.6%	
0-22-602-00-2100-0230-105-004010	PRINCIPAL STIPEND PERA	\$ 1,027	\$ -			\$ (1,027)	-100.0%	
0-22-602-00-2210-0230-201-004010	TEACHER STIPEND PERA	\$ 2,434	\$ 308			\$ (2,126)	-87.3%	
0-22-602-00-2210-0230-218-004010	INSTR. COACH PERA	\$ 23,799	\$ 29,204			\$ 5,405	22.7%	
0-22-602-00-2210-0230-218-004365	ESL PERA	\$ 4,259	\$ 3,631			\$ (628)	-14.7%	
0-22-602-00-2210-0230-218-004367	INSTR. COACH PERA	\$ 7,811	\$ 7,811			\$ -	0.0%	
0-22-602-00-2100-0250-105-004010	PRINCIPAL STIPEND HEALTH	\$ -	\$ -			\$ -		
0-22-602-00-2210-0250-201-004010	TEACHER STIPEND HEALTH	\$ -	\$ -			\$ -		
0-22-602-00-2210-0250-218-004010	INSTR. COACH HEALTH	\$ 17,352	\$ 22,140			\$ 4,788	27.6%	
0-22-602-00-2210-0250-218-004365	ESL HEALTH	\$ 634	\$ 3,111			\$ 2,477	390.7%	
0-22-602-00-2210-0250-218-004367	INSTR. COACH HEALTH INS	\$ 129	\$ 129			\$ -	0.0%	
0-22-602-00-2500-0150-320-004010	FISCAL STIPEND	\$ 2,000	\$ 2,000			\$ -	0.0%	
0-22-602-00-2500-0221-320-004010	FISCAL STIPEND MEDICARE	\$ 29	\$ 29			\$ -	0.0%	
0-22-602-00-2500-0230-320-004010	FISCAL STIPEND PERA	\$ 411	\$ 411			\$ -	0.0%	
0-22-602-00-2500-0250-320-004010	FISCAL STIPEND HEALTH	\$ -	\$ -			\$ -		
0-22-602-01-0090-0110-407-001229	GOL-ROCKIES ROCK SALARY	\$ -	\$ 77,250			\$ 77,250		
0-22-602-01-0090-0221-407-001229	GOL-ROCKIES ROCK MEDICARE	\$ -	\$ 1,120			\$ 1,120		
0-22-602-01-0090-0230-407-001229	GOL-ROCKIES ROCK PERA	\$ -	\$ 15,580			\$ 15,580		
0-22-602-01-0090-0250-407-001229	GOL-ROCKIES ROCK HEALTH INS	\$ -	\$ -			\$ -		
0-22-602-01-0090-0510-000-001229	GOL-ROCKIES ROCK STUDENT TRANSPORTATION	\$ -	\$ 10,700			\$ 10,700		
0-22-602-01-0090-0610-000-001229	GOL-ROCKIES ROCK SUPPLIES	\$ -	\$ 2,700			\$ 2,700		
0-22-602-02-0090-0610-000-001208	INSTRUCTIONAL SUPPLIES	\$ 53,703	\$ -			\$ (53,703)		
0-22-602-02-2100-0300-000-001208	SUPPORT PROF/TECH	\$ 2,350	\$ 11,275			\$ 8,925	379.8%	
0-22-602-02-2100-0580-000-001208	SUPPORT TRAVEL//REG	\$ 4,208	\$ 7,219			\$ 3,011	71.6%	
0-22-602-02-2100-0610-000-001208	SUPPORT SUPPLIES	\$ 1,769	\$ 1,808			\$ 39	2.2%	
0-22-602-02-2100-0110-335-001208	HEALTHY SCHOOLS DIRECTOR SALARY	\$ 41,350	\$ 64,486			\$ 23,136	56.0%	
0-22-602-02-2100-0221-335-001208	HEALTHY SCHOOLS DIRECTOR MEDICARE	\$ 611	\$ 952			\$ 341	55.8%	
0-22-602-02-2100-0230-335-001208	HEALTHY SCHOOLS DIRECTOR PERA	\$ 9,217	\$ 13,252			\$ 4,035	43.8%	
0-22-602-02-2100-0250-335-001208	HEALTHY SCHOOLS DIRECTOR HEALTH	\$ 14,340	\$ 13,068			\$ (1,272)	-8.9%	
0-22-602-02-2100-0110-407-001208	ACTIVTY LEADER SALARY	\$ 60,643	\$ 79,346			\$ 18,703	30.8%	
0-22-602-02-2100-0221-407-001208	ACTIVTY LEADER MEDICARE	\$ 883	\$ 1,147			\$ 264	29.9%	
0-22-602-02-2100-0230-407-001208	ACTIVTY LEADER PERA	\$ 13,976	\$ 16,230			\$ 2,254	16.1%	

LAKE COUNTY SCHOOL DISTRICT R-1  
FINAL FY20 (2019-20) REVISED BUDGET  
March 24, 2020

Account Number	Account Description	FY20 ORIG	FY20 REVISED	SRS	FDK	\$ Change FY20 ORIG to FY20 REVISED	% Change FY20 ORIG to FY20 REVISED	Notes for BOE
0-22-602-02-2100-0250-407-001208	ACTIVITY LEADER HEALTH	\$ 37,661	\$ 10,669			\$ (26,992)	-71.7%	
0-22-602-02-2100-0110-607-001208	FOOD SERVICE SALARY	\$ 4,138	\$ -			\$ (4,138)	-100.0%	
0-22-602-02-2100-0221-607-001208	FOOD SERVICE MEDICARE	\$ 61	\$ -			\$ (61)	-100.0%	
0-22-602-02-2100-0230-607-001208	FOOD SERVICE PERA	\$ 889	\$ -			\$ (889)	-100.0%	
0-22-602-02-2100-0250-607-001208	FOOD SERVICE HEALTH	\$ 2,838	\$ -			\$ (2,838)	-100.0%	
0-22-602-02-2100-0300-000-005010	EASI SUPPORT PROF/TECH	\$ -	\$ 53,338			\$ 53,338		
0-22-602-02-2100-0869-000-005010	EASI INDIRECT COST	\$ 4,283	\$ 4,283			\$ -	0.0%	
0-22-602-02-2210-0110-218-005010	EASI INSTRUCTIONAL COACH SALARY	\$ 50,000	\$ 108,857			\$ 58,857	117.7%	
0-22-602-02-2210-0221-218-005010	EASI INSTRUCTIONAL COACH MEDICARE	\$ 725	\$ 1,579			\$ 854	117.8%	
0-22-602-02-2210-0230-218-005010	EASI INSTRUCTIONAL COACH PERA	\$ 10,175	\$ 22,207			\$ 12,032	118.3%	
0-22-602-02-2210-0250-218-005010	EASI INSTRUCTIONAL COACH HEALTH	\$ 14,100	\$ 17,352			\$ 3,252	23.1%	
0-22-602-00-2100-0110-336-001201	FRIDAY DIRECTOR SALARY	\$ 50,000	\$ 45,000			\$ (5,000)	-10.0%	
0-22-602-00-2100-0221-336-001201	FRIDAY DIRECTOR MEDICARE	\$ 725	\$ 653			\$ (72)	-9.9%	
0-22-602-00-2100-0230-336-001201	FRIDAY DIRECTOR PERA	\$ 10,500	\$ 9,450			\$ (1,050)	-10.0%	
0-22-602-00-2100-0250-336-001201	FRIDAY DIRECTOR HEALTH	\$ 8,676	\$ 9,901			\$ 1,225	14.1%	
0-22-602-00-0090-0110-407-001201	FRIDAY ACTIVITY LEADER SALARY	\$ 5,376	\$ 8,376			\$ 3,000	55.8%	
0-22-602-00-0090-0221-407-001201	FRIDAY ACTIVITY LEADER MEDICARE	\$ 78	\$ 121			\$ 43	55.1%	
0-22-602-00-0090-0230-407-001201	FRIDAY ACTIVITY LEADER PERA	\$ 1,128	\$ 1,758			\$ 630	55.9%	
0-22-602-00-0090-0250-407-001201	FRIDAY ACTIVITY LEADER HEALTH	\$ -	\$ -			\$ -		
0-22-602-00-0090-0300-000-001201	FRIDAY PROF/TECH	\$ 5,000	\$ 3,000			\$ (2,000)		
0-22-602-00-0090-0510-000-001201	FRIDAY STUDENT TRANSPORTATION	\$ -	\$ 2,000			\$ 2,000		
0-22-602-00-0090-0610-000-001201	FRIDAY SUPPLIES	\$ -	\$ 1,225			\$ 1,225		
0-22-602-20-2130-0110-233-007981	NURSE SALARY	\$ -	\$ 8,867			\$ 8,867		
0-22-602-20-2130-0221-233-007981	NURSE MEDICARE	\$ -	\$ 129			\$ 129		
0-22-602-20-2130-0230-233-007981	NURSE PERA	\$ -	\$ 1,818			\$ 1,818		
0-22-602-20-2130-0250-233-007981	NURSE HEALTH	\$ -	\$ 1,548			\$ 1,548		
0-22-602-90-9000-0840-000-001201	FRIDAY RESERVE FOR FUTURE YEARS	\$ 351,017	\$ 351,016			\$ (1)		
		\$ -	\$ -					
		\$ 2,530,263	\$ 3,038,369					Governmental Designated-Purpose Grants Fund allocation
<b>FUND 23: ACTIVITY FUND</b>								
0-23-600-00-0000-1700-000-000000	PUPIL ACTIVITY REVENUE	\$ (275,000)	\$ (275,000)					
0-23-602-00-0090-0890-000-000000	DISTRICT MISC. EXPENSE	\$ 275,000	\$ 275,000					
		\$ 275,000	\$ 275,000					Pupil Activity Agency Fund allocation
<b>FUND 26: THE CENTER FUND</b>								
0-26-971-00-0000-1144-000-000000	BEGINNING FUND BALANCE	\$ (20,221)	\$ (28,207)			\$ (7,986)	39.5%	
0-26-971-00-0000-1920-000-001000	T. BUELL TUITION ASSIST.	\$ (35,000)	\$ (35,000)			\$ -	0.0%	
0-26-971-00-0000-1310-000-000000	CHILD CARE TUITION/FEES	\$ (75,000)	\$ (75,000)			\$ -	0.0%	
0-26-971-00-0000-1314-000-000000	B/A SCHOOL TUITION/FEES	\$ -	\$ -			\$ -		
0-26-971-00-0000-1920-000-000000	MISC DONATIONS	\$ (3,000)	\$ (3,000)			\$ -	0.0%	
0-26-971-00-0000-1321-000-004173	IDEA PRESCHOOL	\$ (3,460)	\$ (4,712)			\$ (1,252)	36.2%	
0-26-971-00-0000-1925-000-000000	DONATIONS	\$ (30,000)	\$ -			\$ 30,000	-100.0%	
0-26-971-00-0000-5210-000-000000	TRANSFER FROM GENERAL FUND	\$ (75,000)	\$ (75,000)			\$ -	0.0%	
0-26-971-26-2610-0110-608-000000	CUSTODIAL SALARY	\$ 4,400	\$ 4,400			\$ -	0.0%	
0-26-971-26-2610-0221-608-000000	MEDICARE	\$ 62	\$ 62			\$ -	0.0%	
0-26-971-26-2610-0230-608-000000	PERA	\$ 975	\$ 975			\$ -	0.0%	
0-26-971-26-2610-0250-608-000000	HEALTH INS.	\$ 1,500	\$ 1,500			\$ -	0.0%	
0-26-971-33-0035-0110-238-004173	IDEA PRESCHOOL SALARIES	\$ 3,460	\$ 4,712			\$ 1,252	36.2%	
0-26-971-33-3310-0110-403-000000	CHILD CARE SALARY	\$ 62,919	\$ 62,919			\$ -	0.0%	
0-26-971-33-3310-0110-509-000000	MANAGER SALARY	\$ 29,400	\$ 29,400			\$ -	0.0%	
0-26-971-33-3310-0110-513-000000	SECRETARY SALARIES	\$ -	\$ -			\$ -		
0-26-971-33-3310-0221-403-000000	CHILD CARE MEDICARE	\$ 912	\$ 912			\$ -	0.0%	
0-26-971-33-3310-0221-509-000000	MANAGER MEDICARE	\$ 426	\$ 426			\$ -	0.0%	
0-26-971-33-3310-0221-513-000000	SECRETARY MEDICARE	\$ -	\$ -			\$ -		
0-26-971-33-3310-0230-403-000000	CHILD CARE PERA	\$ 13,213	\$ 13,213			\$ -	0.0%	
0-26-971-33-3310-0230-509-000000	MANAGER PERA	\$ 6,174	\$ 6,174			\$ -	0.0%	
0-26-971-33-3310-0230-513-000000	SECRETARY PERA	\$ -	\$ -			\$ -		
0-26-971-33-3310-0250-403-000000	CHILD CARE HEALTH INS.	\$ 11,955	\$ 11,955			\$ -	0.0%	
0-26-971-33-3310-0250-509-000000	MANAGER HEALTH INS.	\$ 4,251	\$ 4,251			\$ -	0.0%	
0-26-971-33-3310-0250-513-000000	SECRETARY HEALTH INS.	\$ -	\$ -			\$ -		
0-26-971-33-3310-0330-000-000000	COPIER	\$ 8,500	\$ 8,500			\$ -	0.0%	
0-26-971-33-3310-0610-000-000000	GENERAL SUPPLIES	\$ 3,698	\$ 3,698			\$ -	0.0%	
0-26-971-33-3310-0620-000-000000	UTILITIES	\$ -	\$ -			\$ -		
0-26-971-33-3310-0633-000-000000	LUNCH EXPENSE	\$ 18,000	\$ 18,000			\$ -	0.0%	
0-26-971-33-3310-0810-000-000000	DUES & FEES	\$ 4,500	\$ 4,500			\$ -	0.0%	
0-26-971-92-9200-0841-000-000000	UNRESTRICTED OPER. RESERV	\$ 67,336	\$ 45,322			\$ (22,014)	-32.7%	
		\$ -	\$ -					



**LAKE COUNTY SCHOOL DISTRICT R-1  
FINAL FY20 (2019-20) REVISED BUDGET  
March 24, 2020**

Account Number	Account Description	FY20 ORIG	FY20 REVIS	SRS	FDK	\$ Change FY20 ORIG to FY20 REVISED	% Change FY20 ORIG to FY20 REVISED	Notes for BOE Center Fund allocation
		\$ 241,681.00						
			\$ 220,919.00					
<b>FUND 27: HEAD START FUND</b>								
0-27-971-01-0000-4020-000-008600	EARLY HEADSTART REVENUE	\$ (68,891)	\$ (64,188)			\$ 4,703	-6.8%	Early Head Start July-January
0-27-971-02-0000-4020-000-008600	EARLY HEADSTART REVENUE	\$ (49,887)	\$ (54,590)			\$ (4,703)	9.4%	Early Head Start February-June
0-27-971-19-0000-4020-000-008600	HEADSTART REVENUE	\$ (286,108)	\$ (255,733)			\$ 30,375	-10.6%	Head Start July-January
0-27-971-20-0000-4020-000-008600	HEADSTART REVENUE	\$ (207,182)	\$ (237,557)			\$ (30,375)	14.7%	Head Start February-June
0-27-971-00-0000-1920-000-008600	HEADSTART IN KIND REVENUE	\$ (153,017)	\$ (153,017)					
						\$ -		
0-27-971-00-3330-0890-000-008600	HEADSTART IN KIND EXPENSE	\$ 153,017	\$ 153,017			\$ -		
0-27-971-01-3330-0110-108-008600	ADM SALARIES	\$ 4,640	\$ 634			\$ (4,006)	-86.3%	Early Head Start July-January
0-27-971-01-3330-0110-400-008600	HOME VISITOR SALARY	\$ 15,660	\$ 14,735			\$ (925)	-5.9%	Early Head Start July-January
0-27-971-01-3330-0110-403-008600	CC SALARY	\$ 21,460	\$ 18,756			\$ (2,704)	-12.6%	Early Head Start July-January
0-27-971-01-3330-0221-108-008600	ADM MEDICARE	\$ 67	\$ 11			\$ (56)	-83.6%	Early Head Start July-January
0-27-971-01-3330-0221-400-008600	HOME VISITOR MEDICARE	\$ 227	\$ 215			\$ (12)	-5.3%	Early Head Start July-January
0-27-971-01-3330-0221-403-008600	CC MEDICARE	\$ 311	\$ 295			\$ (16)	-5.1%	Early Head Start July-January
0-27-971-01-3330-0230-108-008600	ADM PERA	\$ 974	\$ 211			\$ (763)	-78.3%	Early Head Start July-January
0-27-971-01-3330-0230-400-008600	HOME VISITOR PERA	\$ 3,289	\$ 3,251			\$ (38)	-1.2%	Early Head Start July-January
0-27-971-01-3330-0230-403-008600	CC PERA	\$ 4,060	\$ 3,624			\$ (436)	-10.7%	Early Head Start July-January
0-27-971-01-3330-0250-108-008600	ADM HEALTH	\$ 882	\$ 1,516			\$ 634		Early Head Start July-January
0-27-971-01-3330-0250-400-008600	HOME VISITOR HEALTH	\$ 4,684	\$ 3,770			\$ (914)	-19.5%	Early Head Start July-January
0-27-971-01-3330-0250-403-008600	CC HEALTH	\$ 3,770	\$ 3,282			\$ (488)	-12.9%	Early Head Start July-January
0-27-971-01-3330-0320-000-008600	EDUCATION	\$ 1,652	\$ 2,381			\$ 729	44.1%	Early Head Start July-January
0-27-971-01-3330-0330-000-008600	COPY MACHINE	\$ 1,450	\$ 2,015			\$ 565	39.0%	Early Head Start July-January
0-27-971-01-3330-0531-000-008600	TELEPHONE	\$ 464	\$ 641			\$ 177	38.1%	Early Head Start July-January
0-27-971-01-3330-0580-000-008600	TRAVEL/REG	\$ 1,740	\$ 2,932			\$ 1,192	68.5%	Early Head Start July-January
0-27-971-01-3330-0610-000-008600	SUPPLIES	\$ 2,401	\$ 4,107			\$ 1,706	71.1%	Early Head Start February-June
0-27-971-01-3330-0620-000-008600	UTILITIES	\$ 1,160	\$ 1,812			\$ 652	56.2%	Early Head Start February-June
0-27-971-01-3330-0732-000-008600	VEHICLES	\$ -	\$ -			\$ -		Early Head Start February-June
0-27-971-02-3330-0110-108-008600	ADM SALARIES	\$ 3,360	\$ 7,366			\$ 4,006	119.2%	Early Head Start February-June
0-27-971-02-3330-0110-400-008600	HOME VISITOR SALARY	\$ 11,340	\$ 12,263			\$ 923	8.1%	Early Head Start February-June
0-27-971-02-3330-0110-403-008600	CC SALARY	\$ 15,540	\$ 18,244			\$ 2,704	17.4%	Early Head Start February-June
0-27-971-02-3330-0221-108-008600	ADM MEDICARE	\$ 50	\$ 105			\$ 55	110.0%	Early Head Start February-June
0-27-971-02-3330-0221-400-008600	HOME VISITOR MEDICARE	\$ 164	\$ 177			\$ 13	7.9%	Early Head Start February-June
0-27-971-02-3330-0221-403-008600	CC MEDICARE	\$ 225	\$ 242			\$ 17	7.6%	Early Head Start February-June
0-27-971-02-3330-0230-108-008600	ADM PERA	\$ 706	\$ 1,469			\$ 763	108.1%	Early Head Start February-June
0-27-971-02-3330-0230-400-008600	HOME VISITOR PERA	\$ 2,381	\$ 2,419			\$ 38	1.6%	Early Head Start February-June
0-27-971-02-3330-0230-403-008600	CC PERA	\$ 2,940	\$ 3,376			\$ 436	14.8%	Early Head Start February-June
0-27-971-02-3330-0250-108-008600	ADM HEALTH	\$ 638	\$ 4			\$ (634)	-99.4%	Early Head Start February-June
0-27-971-02-3330-0250-400-008600	HOME VISITOR HEALTH	\$ 3,392	\$ 4,306			\$ 914	26.9%	Early Head Start February-June
0-27-971-02-3330-0250-403-008600	CC HEALTH	\$ 2,730	\$ 3,218			\$ 488	17.9%	Early Head Start February-June
0-27-971-02-3330-0320-000-008600	EDUCATION	\$ 1,196	\$ 467			\$ (729)	-61.0%	Early Head Start February-June
0-27-971-02-3330-0330-000-008600	COPY MACHINE	\$ 1,050	\$ 485			\$ (565)	-53.8%	Early Head Start February-June
0-27-971-02-3330-0531-000-008600	TELEPHONE	\$ 336	\$ 159			\$ (177)	-52.7%	Early Head Start February-June
0-27-971-02-3330-0580-000-008600	TRAVEL/REG	\$ 1,260	\$ 68			\$ (1,192)	-94.6%	Early Head Start February-June
0-27-971-02-3330-0610-000-008600	SUPPLIES	\$ 1,739	\$ 34			\$ (1,705)	-98.0%	Head Start July-January
0-27-971-02-3330-0620-000-008600	UTILITIES	\$ 840	\$ 188			\$ (652)	-77.6%	Head Start July-January
0-27-971-02-3330-0732-000-008600	VEHICLES	\$ -	\$ -			\$ -		Head Start July-January
0-27-971-19-2600-0110-608-008600	CUSTODIAN SALARY	\$ 8,120	\$ 5,257			\$ (2,863)	-35.3%	Head Start July-January
0-27-971-19-2600-0221-608-008600	CUSTODIAN MEDICARE	\$ 118	\$ 68			\$ (50)	-42.4%	Head Start July-January
0-27-971-19-2600-0230-608-008600	CUSTODIAN PERA	\$ 1,705	\$ 1,072			\$ (633)	-37.1%	Head Start July-January
0-27-971-19-2600-0250-608-008600	CUSTODIAN HEALTH	\$ 1,543	\$ 5			\$ (1,538)	-99.7%	Head Start July-January
0-27-971-19-2700-0110-602-008600	BUS DRIVER SALARY	\$ 8,700	\$ 14,096			\$ 5,396	62.0%	Head Start July-January
0-27-971-19-2700-0221-602-008600	BUS DRIVER MEDICARE	\$ 126	\$ 53			\$ (73)	-57.9%	Head Start July-January
0-27-971-19-2700-0230-602-008600	BUS DRIVER PERA	\$ 1,827	\$ 1,555			\$ (272)	-14.9%	Head Start July-January
0-27-971-19-2700-0250-602-008600	BUS DRIVER HEALTH	\$ 1,653	\$ 1,793			\$ 140	8.5%	Head Start July-January
0-27-971-19-3330-0110-108-008600	ADM SALARIES	\$ 11,484	\$ 14,520			\$ 3,036	26.4%	Head Start July-January
0-27-971-19-3330-0110-403-008600	CC SALARY	\$ 162,110	\$ 143,444			\$ (18,666)	-11.5%	Head Start July-January
0-27-971-19-3330-0221-108-008600	ADM MEDICARE	\$ 167	\$ 208			\$ 41	24.6%	Head Start July-January
0-27-971-19-3330-0221-403-008600	CC MEDICARE	\$ 2,351	\$ 2,012			\$ (339)	-14.4%	Head Start July-January
0-27-971-19-3330-0230-108-008600	ADM PERA	\$ 2,412	\$ 2,911			\$ 499	20.7%	Head Start July-January
0-27-971-19-3330-0230-403-008600	CC PERA	\$ 34,043	\$ 28,103			\$ (5,940)	-17.4%	Head Start July-January
0-27-971-19-3330-0250-108-008600	ADM HEALTH	\$ 1,914	\$ 489			\$ (1,425)	-74.5%	Head Start July-January
0-27-971-19-3330-0250-403-008600	CC HEALTH	\$ 30,801	\$ 26,703			\$ (4,098)	-13.3%	Head Start July-January
0-27-971-19-3330-0300-000-008600	PROF/TECH	\$ 55	\$ 55			\$ (0)	-0.2%	Head Start July-January
0-27-971-19-3330-0320-000-008600	EDUCATION	\$ 5,268	\$ 2,528			\$ (2,740)	-52.0%	Head Start July-January
0-27-971-19-3330-0330-000-008600	COPY MACHINE	\$ 1,740	\$ 2,272			\$ 532	30.6%	Head Start July-January
0-27-971-19-3330-0335-000-008600	MED/DENTAL	\$ 435	\$ 10			\$ (425)	-97.7%	Head Start July-January
0-27-971-19-3330-0500-000-008600	PARENT FUND	\$ 870	\$ 140			\$ (730)	-83.9%	Head Start July-January



LAKE COUNTY SCHOOL DISTRICT R-1  
FINAL FY20 (2019-20) REVISED BUDGET  
March 24, 2020

Account Number	Account Description	FY20 ORIG	FY20 REVISED	SRS	FDK	\$ Change FY20 ORIG to FY20 REVISED	% Change FY20 ORIG to FY20 REVISED	Notes for BOE
0-27-971-19-3330-0510-000-008600	STUDENT TRANSPORTATION	\$ 464	\$ 139			\$ (325)	-70.0%	Head Start July-January
0-27-971-19-3330-0520-000-008600	INS/AUDIT	\$ 232	\$ 232			\$ -	0.0%	Head Start July-January
0-27-971-19-3330-0531-000-008600	TELEPHONE	\$ 638	\$ 524			\$ (114)	-17.9%	Head Start July-January
0-27-971-19-3330-0533-000-008600	POSTAGE	\$ 87	\$ 11			\$ (76)	-87.4%	Head Start July-January
0-27-971-19-3330-0580-000-008600	TRAVEL/REG	\$ 580	\$ 180			\$ (400)	-69.0%	Head Start July-January
0-27-971-19-3330-0610-000-008600	SUPPLIES	\$ 4,060	\$ 4,193			\$ 133	3.3%	Head Start February-June
0-27-971-19-3330-0620-000-008600	UTILITIES	\$ 2,320	\$ 3,056			\$ 736	31.7%	Head Start February-June
0-27-971-19-3330-0810-000-008600	DUES/FEES	\$ 285	\$ 104			\$ (181)	-63.5%	Head Start February-June
0-27-971-20-2600-0110-608-008600	CUSTODIAN SALARY	\$ 5,880	\$ 8,743			\$ 2,863	48.7%	Head Start February-June
0-27-971-20-2600-0221-608-008600	CUSTODIAN MEDICARE	\$ 85	\$ 134			\$ 49	57.6%	Head Start February-June
0-27-971-20-2600-0230-608-008600	CUSTODIAN PERA	\$ 1,235	\$ 1,868			\$ 633	51.3%	Head Start February-June
0-27-971-20-2600-0250-608-008600	CUSTODIAN HEALTH	\$ 1,117	\$ 2,655			\$ 1,538	137.7%	Head Start February-June
0-27-971-20-2700-0110-602-008600	BUS DRIVER SALARY	\$ 6,300	\$ 904			\$ (5,396)	-85.7%	Head Start February-June
0-27-971-20-2700-0221-602-008600	BUS DRIVER MEDICARE	\$ 91	\$ 165			\$ 74	81.3%	Head Start February-June
0-27-971-20-2700-0230-602-008600	BUS DRIVER PERA	\$ 1,323	\$ 1,595			\$ 272	20.6%	Head Start February-June
0-27-971-20-2700-0250-602-008600	BUS DRIVER HEALTH	\$ 1,197	\$ 1,057			\$ (140)	-11.7%	Head Start February-June
0-27-971-20-3330-0110-108-008600	ADM SALARIES	\$ 8,316	\$ 5,280			\$ (3,036)	-36.5%	Head Start February-June
0-27-971-20-3330-0110-403-008600	CC SALARY	\$ 117,390	\$ 136,056			\$ 18,666	15.9%	Head Start February-June
0-27-971-20-3330-0221-108-008600	ADM MEDICARE	\$ 121	\$ 79			\$ (42)	-34.7%	Head Start February-June
0-27-971-20-3330-0221-403-008600	CC MEDICARE	\$ 1,702	\$ 2,041			\$ 339	19.9%	Head Start February-June
0-27-971-20-3330-0230-108-008600	ADM PERA	\$ 1,746	\$ 1,247			\$ (499)	-28.6%	Head Start February-June
0-27-971-20-3330-0230-403-008600	CC PERA	\$ 24,652	\$ 30,592			\$ 5,940	24.1%	Head Start February-June
0-27-971-20-3330-0250-108-008600	ADM HEALTH	\$ 1,386	\$ 2,811			\$ 1,425	102.8%	Head Start February-June
0-27-971-20-3330-0250-403-008600	CC HEALTH	\$ 22,304	\$ 26,402			\$ 4,098	18.4%	Head Start February-June
0-27-971-20-3330-0300-000-008600	PROF/TECH	\$ 40	\$ 40			\$ 0	0.3%	Head Start February-June
0-27-971-20-3330-0320-000-008600	EDUCATION	\$ 3,815	\$ 6,555			\$ 2,740	71.8%	Head Start February-June
0-27-971-20-3330-0330-000-008600	COPY MACHINE	\$ 1,260	\$ 728			\$ (532)	-42.2%	Head Start February-June
0-27-971-20-3330-0335-000-008600	MED/DENTAL	\$ 315	\$ 740			\$ 425	134.9%	Head Start February-June
0-27-971-20-3330-0500-000-008600	PARENT FUND	\$ 630	\$ 1,360			\$ 730	115.9%	Head Start February-June
0-27-971-20-3330-0510-000-008600	STUDENT TRANSPORTATION	\$ 336	\$ 661			\$ 325	96.7%	Head Start February-June
0-27-971-20-3330-0520-000-008600	INS/AUDIT	\$ 168	\$ 168			\$ -	0.0%	Head Start February-June
0-27-971-20-3330-0531-000-008600	TELEPHONE	\$ 462	\$ 576			\$ 114	24.7%	Head Start February-June
0-27-971-20-3330-0533-000-008600	POSTAGE	\$ 63	\$ 139			\$ 76	120.6%	Head Start February-June
0-27-971-20-3330-0580-000-008600	TRAVEL/REG	\$ 420	\$ 820			\$ 400	95.2%	Head Start February-June
0-27-971-20-3330-0610-000-008600	SUPPLIES	\$ 2,940	\$ 2,807			\$ (133)	-4.5%	
0-27-971-20-3330-0620-000-008600	UTILITIES	\$ 1,680	\$ 944			\$ (736)	-43.8%	
0-27-971-20-3330-0810-000-008600	DUE/FEES	\$ 208	\$ 390			\$ 182	87.5%	
		\$ 0	\$ -					
		\$ 765,085	\$ 765,085					Head Start Fund allocation

**FUND 31: BOND REDEMPTION FUND**

0-31-600-00-0000-1144-000-000000	BEGINNING FUND BALANCE	\$ (1,266,198)	\$ (1,312,917)			\$ (46,719)	3.7%	
0-31-800-99-0000-1110-000-000000	REVENUE	\$ (789,185)	\$ (789,185)			\$ -	0.0%	
0-31-600-01-0000-1144-000-000000	BEGINNING FUND BALANCE-WP PROJECT	\$ -	\$ -			\$ -		
0-31-800-89-0000-1110-000-000000	REVENUE-WP PROJECT	\$ -	\$ (557,500)			\$ (557,500)		
						\$ -		
0-31-800-89-5100-0830-000-000000	INTEREST-DEBT SERVICE WP	\$ -	\$ 200,179			\$ 200,179		
0-31-800-89-5100-0919-000-000000	PRINCIPLE-DEBT SERVICE-WP	\$ -	\$ -			\$ -		
0-31-800-89-9200-0841-000-000000	UNRESTRICTED OPER. RESERV-WP	\$ -	\$ 357,321			\$ -		
0-31-800-99-5100-0830-000-000000	INTEREST-DEBT SERVICE	\$ 252,438	\$ 252,438			\$ -		
0-31-800-99-5100-0919-000-000000	PRINCIPLE-DEBT SERVICE	\$ 506,118	\$ 506,118			\$ -		
0-31-800-99-9200-0841-000-000000	UNRESTRICTED OPER. RESERV	\$ 1,296,827	\$ 1,343,546			\$ -		
		\$ -	\$ -					
		\$ 2,055,383	\$ 2,659,602					Debt Service Fund allocation

**FUND 41: BUILDING FUND**

0-41-600-00-0000-1144-000-000000	BEGINNING FUND BALANCE	\$ -	\$ -			\$ -		
0-41-600-00-0000-5100-000-000000	BOND/COP PROCEEDS	\$ -	\$ (13,870,446)			\$ (13,870,446)		
0-41-600-00-0000-3010-000-003188	BEST REVENUE WP LEASE GRANT	\$ -	\$ (20,805,668)			\$ (20,805,668)		
						\$ -		
0-41-800-00-4000-0330-000-000000	WP BOND-PROF/TECH	\$ -	\$ 1,869,999			\$ 1,869,999		
0-41-800-00-4000-0330-000-003188	WP BEST GRANT-PROF/TECH	\$ -	\$ 2,804,999			\$ 2,804,999		
0-41-800-00-4000-0722-000-000000	WP BOND-CAPITAL OUTLAY	\$ -	\$ 11,583,553			\$ 11,583,553		
0-41-800-00-4000-0722-000-003188	WP BEST GRANT-CAPITAL OUTLAY	\$ -	\$ 17,375,328			\$ 17,375,328		
0-41-800-00-4000-0730-000-000000	WP BOND-EQUIPMENT	\$ -	\$ 416,894			\$ 416,894		
0-41-800-00-4000-0730-000-003188	WP BEST GRANT-EQUIPMENT	\$ -	\$ 625,341			\$ 625,341		
0-41-800-92-9200-0841-000-000000	UNRESTRICTED OPER. RESERV	\$ -	\$ -			\$ -		
		\$ -	\$ -					

LAKE COUNTY SCHOOL DISTRICT R-1  
FINAL FY20 (2019-20) REVISED BUDGET  
March 24, 2020

Account Number	Account Description	FY20 ORIG	FY20 REVIS	SRS	FDK	\$ Change FY20 ORIG to FY20 REVISED	% Change FY20 ORIG to FY20 REVISED	Notes for BOE
		\$ -	\$ 34,676,114					Capital Projects Fund allocation
<b>FUND 43: CAPITAL PROJECTS FUND</b>								
0-43-600-00-0000-1144-000-000000	BEGINNING FUND BALANCE	\$ (323,334)	\$ (323,866)			\$ (532)	0.2%	
0-43-600-00-0000-2050-000-000000	PILT/SRS REVENUE	\$ (170,000)	\$ (170,000)			\$ -	0.0%	
0-43-600-00-0000-3000-000-003250	FDK FURNITURE GRANT	\$ -	\$ (40,036)					
0-43-600-00-0000-3010-000-003958	SAFETY AND SECURITY GRANT	\$ (492,270)	\$ (492,270)				0.0%	
0-43-600-00-0000-3010-000-003974	DOLA LCIS GYM REPLACEMENT					\$ -		
0-43-600-00-0000-5210-000-000000	CAPITAL PROJECT TRANSFER FR GF REV	\$ (200,000)	\$ (450,000)				125.0%	
0-43-600-01-0000-3000-000-003189	LCIS ROOF BEST GRANT							
0-43-600-03-0000-3000-000-003189	BEST REVENUE LCIS GYM FLOOR							
0-43-100-00-4000-0730-000-003250	FDK EQUIPMENT	\$ -	\$ 20,018					
0-43-100-00-4000-0735-000-003250	FDK NON-CAPITAL EQUIPMENT	\$ -	\$ 20,018					
0-43-602-00-4000-0720-000-000000	DISTRICT BUILDINGS	\$ 207,500	\$ 457,500			\$ 250,000	120.5%	
0-43-602-00-4000-0720-000-003974	DOLA LCIS GYM REPLACEMENT EXP					\$ -		
0-43-602-00-4000-0730-000-000000	DISTRICT EQUIPMENT	\$ 17,000	\$ 17,000			\$ -	0.0%	
0-43-602-00-4000-0732-000-000000	VEHICLES	\$ 44,000	\$ 44,000			\$ -	0.0%	
0-43-602-00-4000-0734-000-000000	TECHNOLOGY EQUIPMENT	\$ 171,000	\$ 171,000			\$ -	0.0%	
0-43-602-01-4000-0720-000-003189	LCIS ROOF BEST PROJECT EXP					\$ -		
0-43-602-03-4000-0720-000-003189	BEST LCIS GYM FLOOR EXPENDITURES					\$ -		
0-43-602-00-4000-0300-000-003958	SAFETY GRANT PROF/TECH	\$ 489,770	\$ 489,770				0.0%	
0-43-602-00-4000-0730-000-003958	SAFETY GRANT EQUIPMENT	\$ 2,500	\$ 2,500				0.0%	
0-43-602-92-9200-0841-000-000000	UNRESTRICTED OPER. RESERV	\$ 253,834	\$ 254,366				0.2%	
		\$ -	\$ -					
		\$ 1,185,604	\$ 1,476,172					Capital Projects Fund allocation
<b>FUND 64: HEALTH FUND</b>								
0-64-600-00-0000-1144-000-000000	BEGINNING FUND BALANCE	\$ (225,000)	\$ (52,317)			\$ 172,683	-76.7%	
0-64-600-00-0000-1973-000-000000	EMPLOYEE CONTRIBUTIONS	\$ (1,671,757)	\$ (1,671,757)			\$ -	0.0%	
0-64-600-01-0000-1973-000-000000	OTHER REVENUE	\$ (200,000)	\$ (200,000)			\$ -	0.0%	
0-64-602-00-2835-0520-000-000000	HEALTH INS. EXPENSE	\$ 1,766,327	\$ 1,766,327			\$ -	0.0%	
0-64-602-01-2835-0520-000-000000	DENTAL INS. EXPENSE	\$ 91,000	\$ 91,000			\$ -	0.0%	
0-64-602-02-2835-0520-000-000000	VISION INS. EXPENSE	\$ 9,600	\$ 9,600			\$ -	0.0%	
0-64-602-03-2835-0520-000-000000	LIFE INS. EXPENSE	\$ 4,830	\$ 4,830			\$ -	0.0%	
0-64-602-90-9000-0520-000-000000	INSURANCE RESERVE	\$ 225,000	\$ -			\$ (225,000)	-100.0%	
0-64-602-90-9000-0840-000-000000	UNRESTRICTED OPER. RESERV	\$ -	\$ 52,317			\$ 52,317		
		\$ -	\$ -					
		\$ 2,096,757	\$ 1,924,074					Health Fund allocation



**The Center**  
Early Childhood Programs  
Lake County School District R-1

315 West 6<sup>th</sup> Street  
Leadville, CO 80461

Phone 719 486-6928  
Fax 719 486-9992

*Head Start, Colorado Preschool Program, Tuition-Based Preschool and School Age Programs, Services for Children with Special Needs*

**Head Start Action Items for Governing Board**

Action Agenda Items:

1. Lake County School District R-1, FY 2020, Funding Cycle - Year 1 Supplemental Application for Health & Safety: Bus Transportation

**Lake County School District R-1**

**Supplemental Application –**

**Health and Safety :**

**Bus Transportation**

**March 1, 2020**

Amy Frykholm, Board of Education President

Karen Brungardt, Policy Council Chairperson

Dr. Wendy Wyman, Executive Director (Superintendent)

Holly DeBell, Director of Early Childhood Programs

Mary Jelf, Business Manager

**Table of Contents**

*Application Narrative.....Pages 3-4*

**Executive Summary** Page 3

**Community and Program Needs** Pages 3-4

**Proposal** Page 4

*Budget Justification.....Page 5*

**Non Federal Match waiver request** Page 5

## **Executive Summary**

In 2019, Lake County School District R-1 Head Start applied for and received funds from the Administration for Children and Families for a 5 year grant funding 40 Head Start children and 12 Early Head Start families.

Transportation of preschoolers to The Center is currently done in aging buses which often breakdown. This creates a safety hazard for the children and staff who depend on them.

Our proposal is for supplemental funds to purchase two new buses. Both buses will be equipped with the five point harnesses required to transport preschoolers, and one bus will have equipment to provide accessibility to wheelchair users.

These buses will be maintained by the transportation department of Lake County School District, which is already well trained in safety policies and procedures. We are requesting a waiver of our non-federal match for this one-time extra funding.

## **Community and Program Needs**

The Lake County School District Head Start program and The Center's service area is all of Lake County, where the population is localized around the City of Leadville and the surrounding area. Outreach efforts are programmed to reach the entire county. Many of our Head Start eligible children live in trailer parks located several miles out of town, making walking to school impractical, especially during the long winters at 10,200 feet above sea level.

Bus transport to school is essential for recruitment and attendance in our program. Community Assessment data show much of Lake County's workforce, including parents of children in Head Start, commute over mountain passes out of the county for work. Families often find transportation to school challenging because one parent takes the only vehicle to work early in the morning, and returns after the school day is long over. Long commute times are also one reason for extended hours of care. In addition, many parents report anxiety about driving in winter weather conditions, which is a factor in program attendance.

There are two buses owned by Lake County School District that are used to transport Head Start children, and two others that are used as backup when the primary buses need repairs. One of these buses is 12 years old, and are reaching the end of its usable lifespan, which is generally expected to be 12 to 15 years and 250,000 miles. In addition, since safety upgrades are constantly identified and built into school buses a newer bus provides additional safety for children and staff alike.

No matter how well maintained, older buses have more breakdowns. These breakdowns cause disruptions to school schedules, and sometimes happen as the route is in progress. When this occurs, it is dangerous and stressful to the children on the bus, to the children already waiting outside at the bus stops, to the drivers with tight schedules, to monitors who must care for children on the bus for an extended time, and to families who are unsure of their child's exact whereabouts when they are late.

Large repair jobs require buses to be sent to a facility more than one hundred miles away and takes them out of operation for extended periods of time.

We collaborate with the transportation department of Lake County School District to transport our preschool children to school. The drivers and administrative staff are trained in all aspects of transportation safety and update their skills in regular trainings. The Transportation Director schedules drivers for all regular routes and special trips and finds substitutes when needed. Regular maintenance is conducted on all school district vehicles and done locally.

Another consideration is the bus schedule needed to comply with new duration requirements for our program. Currently, the bus drivers run a morning route for the K-12 part of the district, then two of them run an additional preschool route. In the afternoon, the drivers have a route with preschoolers, then go directly to the other schools to transport the K-12 students home. This makes for a tight schedule, especially during winter storms. Preschool classrooms begin and end their program days with informal activities that enhance fine motor, literacy, and social skills, and the children who miss some time at the beginning and end of the day to ride the bus are losing this development opportunity.

These constraints on the times available for preschool bus routes have limited the hours of service to families who require transportation. With two additional buses expanding our capacity to transport preschoolers, the preschool bus routes will be able to happen at the same time as the K-12 routes, allowing us to offer a longer preschool day to our “bus friends”. This will be valuable for our program as we plan scheduled to meet the new duration requirements. In addition, this change will extend hours for children in our Full Day spots who currently rely on transportation in either the morning or the afternoon.

The longer day will also help us align with the school day for our kindergarten through second grade school neighbors. Currently K-12 classes run from 8:00am to 3:30pm, while preschool is 9:00am to 2:30pm. The changes to bus service resulting from having enough buses will allow us to match the schedule of the other school and allow the many families who drop off children in both places to do so more conveniently.

For reasons of safety, duration, and relationships with families, it is in the best interest of our program to have adequate numbers of buses in good repair and with the latest safety features.

## **Proposal**

Given all of this information, our proposal to the Office of Head Start is fund our program for two new school buses. One of these would be a full sized school bus and the other would be slightly smaller and equipped for wheelchair access.

Both buses will be new, and equipped with all the most up-to-date safety features, as outlined in the attached quote documents. Features to be included on the new bus include:

- disc brakes, which allow for more precise braking and greater stopping power, which is especially important during winter driving conditions,
- five-point restraint systems with newer design, which decrease the risk of injury, hospitalization, and death by up to 70% over no car seat, and
- no child left behind sensors, which can detect any amount of motion, even breathing, and alert bus drivers and monitors to the presence of a child on a bus, even if they are hiding. This will enhance the procedures staff use to be sure the bus is clear, including a sign out sheet documenting every child and a physical sweep of the bus at the end of the route.

**Budget Justification**

We propose a one-time supplemental funding of \$238,109.00 for the purchase of two school buses.

According to the attached quotes, one bus will be \$127,924.39 and the other \$110,184.60.

Care and repair of the buses will be handled by the Transportation Department of Lake County School District. Part of the maintenance and all of the gas used to transport Head Start children are currently listed in our In Kind plan. Maintenance and care of the new buses to be owned by Head Start will be added to this plan.

Annual costs for the bus to be added to the In Kind plan include:

Yearly inspections	\$450 per bus
Tires (every other year)	\$771 for front \$1593 for back
Wipers (each year)	\$58 per bus

The in kind plan will be revised to describe that in the event that our buses were used on other routes, the mileage will be documented and counted as an In Kind donation towards our non-federal match at the rate of \$.50 per mile

Our current budget narrative includes paying bus drivers for the time spent transporting Head Start children. These costs would not increase because the number, frequency, and duration of the routes will remain the same.

**Non-Federal Match**

The Non Federal Match to this one time purchase is substantial. While our program enjoys plentiful support from the community, increasing the current fiscal year's non-federal match by the significant amount of \$59,527.25 for the year would be difficult, especially since the fiscal year has already begun



and a significant change to the plan was unanticipated. This consideration is outlined in the Head Start Act Section 640(b)(3).

We are requesting a waiver of the non-federal match requirement for this supplemental amount only. Our existing plan to meet match requirements for the regular award are already in process and on track for success.

**Prepared For:**  
LAKE COUNTY SCHOOL DISTR  
Joyce Lacombe  
107 Spruce Street  
Leadville, CO 80641-  
(719)486 - 6802  
Reference ID: 36 no WC

**Presented By:**  
MCCANDLESS TRUCK CENTER LLC  
Timothy Mickey  
16704 EAST 32ND AVENUE  
AURORA CO 80011 -  
(303)739-9900

Thank you for the opportunity to provide you with the following quotation on a new IC Corporation vehicle. I am sure the following detailed specification will meet your operational requirements, and I look forward to serving your business needs.

**Model Profile**  
**2021 INTEGRATED CE S BUS (PB105)**

<b>APPLICATION:</b>	Head Start
<b>MISSION:</b>	Requested GVWR: 31000. Calc. GVWR: 23500 Calc. Start / Grade Ability: 22.70% / 1.38% @ 55 MPH Calc. Geared Speed: 82.9 MPH
<b>DIMENSION:</b>	Wheelbase: 158.00, CA: N/A, Axle to Frame: 95.00
<b>ENGINE, GASOLINE:</b>	{Power Solutions International 8.8 Liter GAS} EPA 2018, 265 HP @ 2600 RPM, 548 lb-ft Torque @ 1800 RPM, 2700 RPM Governed Speed, 265 Peak HP (MAX)
<b>TRANSMISSION, AUTOMATIC:</b>	{Allison 2550 PTS} 5th Generation Controls, Wide Ratio, 6-Speed with Double Overdrive, Less PTO Provision, Less Retarder, Includes Park Pawl, with 30,000-lb GVW and GCW Max, School Bus
<b>CLUTCH:</b>	Omit Item (Clutch & Control)
<b>AXLE, FRONT NON-DRIVING:</b>	{Dana Spicer D800-F} I-Beam Type, 8,000-lb Capacity
<b>AXLE, REAR, SINGLE:</b>	{Dana Spicer S16-130} Single Reduction, 15,500-lb Capacity, 190 Wheel Ends Gear Ratio: 6.14
<b>TIRE, FRONT:</b>	(2) 11R22.5 Load Range G XZE2 (MICHELIN), 501 rev/mile, 75 MPH, All-Position
<b>TIRE, REAR:</b>	(4) 11R22.5 Load Range H XDN2 (MICHELIN), 497 rev/mile, 75 MPH, Drive
<b>SUSPENSION, REAR, SINGLE:</b>	15,500-lb Capacity, Vari-Rate Springs
<b>PAINT:</b>	Cab schematic 100NB Location 1: 4421, School Bus Yellow (Std) Chassis schematic N/A

**Vehicle Specifications**  
**2021 INTEGRATED CE S BUS (PB105)**

February 26, 2020

<b>Code</b>	<b>Description</b>
PB10500	Base Chassis, Model INTEGRATED CE S BUS with 158.00 Wheelbase, N/A CA, and 95.00 Axle to Frame.
1CAC	FRAME RAILS High Strength Low Alloy Steel (50,000 PSI Yield); 10.125" x 3.062" x 0.312" (257.2mm x 77.8mm x 8.0mm); 480.1" (12195mm) Maximum OAL  <u>Includes</u> : CHASSIS PAINT Chassis Painted Prior to Body Mounting : FRAME RAILS All holes Laser Aligned and Machine Punched, Powder Coated Prior to Full Assembly, Assembled in Fixture using "Grade 8" Bolts : FRAME REINFORCEMENT, SPECIAL 3.30" x 1.80" x 0.312" x 31.50" Inverted "L" in Front Shock Absorber Mounting Area
1LMW	CROSSING GATE, FRONT Electric, Yellow Blade, Bumper Mounted  <u>Includes</u> : CONTROL ASSEMBLY Solid State, Located Rear of Front Bumper, Heater not Required : CROSSING GATE, FRONT Matches Contour of Bumper
1LTV	BUMPER, FRONT Contoured, Steel, Heavy Duty
1SAL	CROSSMEMBER, REAR, AF (1)
1WHS	WHEELBASE RANGE 158" (400cm) Through and Including 169" (430cm)
2AEM	AXLE, FRONT NON-DRIVING {Dana Spicer D800-F} I-Beam Type, 8,000-lb Capacity  <u>Includes</u> : AXLE, FRONT SQUARING to Plus or Minus .015 Inch, using a Special Fixture to Assure Parallelism of Springs  <u>Notes</u> : The following features should be considered when calculating Front GAWR: Front Axles; Front Suspension; Brake System; Brakes, Front Air Cam; Wheels; Tires.
3ADA	SUSPENSION, FRONT, SPRING Parabolic Taper Leaf, Shackle Type, 8,000-lb Capacity, with Shock Absorbers  <u>Includes</u> : SPRING PINS Bolt and Nut Type  <u>Notes</u> : The following features should be considered when calculating Front GAWR: Front Axles; Front Suspension; Brake System; Brakes, Front Air Cam; Wheels; Tires.
4091	BRAKE SYSTEM, AIR Dual System for Straight Truck Applications  <u>Includes</u> : BRAKE LINES Color and Size Coded Nylon : DRAIN VALVE Twist-Type : GAUGE, AIR PRESSURE (2) Air 1 and Air 2 Gauges; Located in Instrument Cluster : PARKING BRAKE CONTROL Yellow Knob, Located on Instrument Panel : PARKING BRAKE VALVE For Truck : QUICK RELEASE VALVE On Rear Axle for Spring Brake Release: 1 for 4x2, 2 for 6x4 : SLACK ADJUSTERS, FRONT Automatic (with Air Cam Brakes) : SLACK ADJUSTERS, REAR Automatic (with Air Cam Brakes) : SPRING BRAKE MODULATOR VALVE R-7 for 4x2, SR-7 with relay valve for 6x4/8x6  <u>Notes</u> : Rear Axle is Limited to 19,000-LB GAWR with Code 04091 BRAKE SYSTEM, AIR and Code 04NDC BRAKES, REAR, AIR CAM Regardless of Axle/Suspension Ordered : Rear Axle is Limited to 20,000-LB GAWR with Code 04092 BRAKE SYSTEM, AIR and Code 04NCW BRAKES, REAR, AIR CAM Regardless of Axle/Suspension Ordered
4AZS	AIR BRAKE ABS {Bendix AntiLock Brake System} 4-Channel (4 Sensor/4 Modulator) Electronic Stability Program, with Automatic Traction Control

**Vehicle Specifications**  
**2021 INTEGRATED CE S BUS (PB105)**

February 26, 2020

<b><u>Code</u></b>	<b><u>Description</u></b>
4EXP	BRAKE CHAMBERS, FRONT AXLE {Bendix} 20 SqIn
4EXU	BRAKE CHAMBERS, REAR AXLE {Bendix EverSure} 30/30 Spring Brake
4JCG	BRAKES, FRONT, AIR CAM S-Cam; 15.0" x 4.0"; Includes 20 Sq. In. Long Stroke Brake Chambers
	<u>Notes</u> : Front Axle with 14,000-lb GAWR is Limited to 13,200-lb GAWR when used in Conjunction with 15" BRAKES, FRONT, AIR CAM.
4NDB	BRAKES, REAR, AIR CAM S-Cam; 16.5" x 7.0"; Includes 30/30 Sq.In. Long Stroke Brake Chamber and Spring Actuated Parking Brake
	<u>Notes</u> : The following features should be considered when calculating Front GAWR: Front Axles; Front Suspension; Brake System; Brakes, Front Air Cam; Wheels; Tires.
4SBC	AIR COMPRESSOR {Bendix Tu-Flo 550} 13.2 CFM
4WZT	GVWR LIMITATION FOR BUS with Air Brakes, Limited to 33,000-lbs Maximum to meet FMVSS 121 Requirements, for Conventional Bus
5710	STEERING COLUMN Tilting and Telescoping
5CAL	STEERING WHEEL 2-Spoke, 18" Dia., Black
5PRG	STEERING GEAR {TRW (Ross) TAS40} Power
6DGA	DRIVELINE SYSTEM {Dana Spicer} SPL100, for 4x2/6x2
7DXS	EXHAUST SYSTEM Horizontal Dual Catalytic Converters, Frame Mounted Muffler Right Side, Includes Long Horizontal Tail Pipe, for use with Propane or Gasoline Engines
7WBL	TAIL PIPE (1) Horizontal, Long, Exits Left Side Through Bumper
8000	ELECTRICAL SYSTEM 12-Volt, Standard Equipment
	<u>Includes</u> : FUSES, ELECTRICAL SAE Blade-Type : HAZARD SWITCH Push On/Push Off, Located on Top of Steering Column Cover : HEADLIGHT DIMMER SWITCH Integral with Turn Signal Lever : MISCELLANEOUS FEATURES Modular, Loom Protected, Grommets in all Applicable Body Openings, Assembled in Computer Assisted Fixture which Verifies Continuity and Correct Assembly Prior to Installation : PARKING LIGHT Integral with Front Turn Signal and Rear Tail Light : STARTER SWITCH Electric, Key Operated : TURN SIGNAL FLASHER : TURN SIGNAL SWITCH Self-Cancelling with Lane Change Feature : TURN SIGNALS, FRONT Includes Reflectors; Flush Mounted : WINDSHIELD WIPER SWITCH 2-Speed with Wash and Intermittent Feature (5 Pre-Set Delays), Integral with Turn Signal Lever : WIRING, CHASSIS Color Coded and Continuously Numbered
8GXG	ALTERNATOR {Leece-Neville AVI160P2003} Brush Type; 12 Volt 240 Amp. Capacity, Pad Mount
8NBX	BATTERY SYSTEM {JCI} Maintenance-Free, (3) 12-Volt 2850CCA Total, Top Threaded Stud
8TPL	COLLISION MITIGATION SYSTEM {Bendix Wingman Advanced} Adaptive Cruise Control with Collision Mitigation and Stationary Object Alert; Includes Front Antenna, Driver Display
8TTK	BATTERY BOX Steel, with Sliding Tray, 25.25" Wide, for Standard Batteries, 1-3 Battery Capacity, Mounted Left Side Behind Front Axle Perpendicular to Frame Rail
8VBD	HORN, ELECTRIC (2) Trumpet Style, Mounted Above Right Frame Rail

**Vehicle Specifications**  
**2021 INTEGRATED CE S BUS (PB105)**

February 26, 2020

<b><u>Code</u></b>	<b><u>Description</u></b>
8WKJ	CLOCK Digital, White LED Lettering, Black Background, Black Bezel, 12 Hour Clock Format, Western Arial Font Digital Readout, Display Dims by 50% When Headlights Are On, Dash Mounted
8WPB	HEADLIGHTS Halogen, Composite Aero Design, with Daytime Running Lights
8WWJ	INDICATOR, LOW COOLANT LEVEL with Audible Alarm
8WXB	HEADLIGHT WARNING BUZZER Sounds When Head Light Switch is on and Ignition Switch is in "Off" Position
8XAH	CIRCUIT BREAKERS Manual-Reset (Main Panel) SAE Type III with Trip Indicators, Replaces All Fuses
8XHE	STARTING MOTOR {Delco Remy PG260N2} 12 Volt, Less Thermal Over-Crank Protection
9WAB	HOOD TILT ASSIST {EASY TILT} Mechanical
9WAY	FRONT END Tilting, Fiberglass, with Three Piece Construction
	<u>Includes</u> : AIR INTAKE SYSTEM Integrated Pre-Cleaning System to Enhance Air Filter Life : GRILLE Removable; Fiberglass Painted Hood Color : SPLASH SHIELD Integral with Front End Assembly
10060	PAINT SCHEMATIC, PT-1 Single Color, Design 100
	<u>Includes</u> : PAINT SCHEMATIC ID LETTERS "NB"
10788	PAINT TYPE Urethane, One or Two Colors, Other than Imron or International.
10XAK	PROMOTIONAL PACKAGE 7 Year Unlimited Miles/km Warranty, Limited Time Program for Allison 2000 Series Transmission on School and Commercial Buses (Supplied directly through Allison)
11001	CLUTCH Omit Item (Clutch & Control)
12DLP	ENGINE, GASOLINE {Power Solutions International 8.8 Liter GAS} EPA 2018, 265 HP @ 2600 RPM, 548 lb-ft Torque @ 1800 RPM, 2700 RPM Governed Speed, 265 Peak HP (MAX)
12TSV	FAN DRIVE {Borg-Warner SA-75} Viscous Type, Screw On
12UGN	THROTTLE, HAND CONTROL Electronic
	<u>Notes</u> : Cruise Control Switches Mounted on Steering Wheel are Non-Illuminated.
12VBR	AIR CLEANER with Service Protection Element
	<u>Includes</u> : GAUGE, AIR CLEANER RESTRICTION Air Cleaner Mounted
12VHM	FEDERAL EMISSIONS {Power Solutions International 8.8L GAS} EPA, OBD and GHG Certified for Calendar Year 2020
12VVN	CRUISE CONTROL Electronic
	<u>Notes</u> : Cruise Control Switches Mounted on Steering Wheel are Non-Illuminated.
12VWH	GOVERNOR Electronic Road Speed Type; for Electronic Engines and Bus Models; with 55 MPH Default
12XBA	RADIATOR Down Flow, 665 SqIn Aluminum Radiator Core with Internal Water to Oil Transmission Cooler
13ARW	TRANSMISSION, AUTOMATIC {Allison 2550 PTS} 5th Generation Controls, Wide Ratio, 6-Speed with Double Overdrive, Less PTO Provision, Less Retarder, Includes Park Pawl, with 30,000-lb GVW and GCW Max, School Bus
13WLN	TRANSMISSION OIL Synthetic; 20 thru 28 Pints

**Vehicle Specifications**  
**2021 INTEGRATED CE S BUS (PB105)**

February 26, 2020

<u>Code</u>	<u>Description</u>
13WYY	SHIFT CONTROL PARAMETERS {Allison} 1000 or 2000 Series Transmissions, Performance Programming
14AJE	AXLE, REAR, SINGLE {Dana Spicer S16-130} Single Reduction, 15,500-lb Capacity, 190 Wheel Ends . Gear Ratio: 6.14  <u>Includes</u> : REAR AXLE DRAIN PLUG (1) Magnetic, For Single Rear Axle  <u>Notes</u> : The following features should be considered when calculating Rear GAWR: Rear Axles; Rear Suspension; Brake System; Brakes, Rear Air Cam; Brake Shoes, Rear; Special Rating, GAWR; Wheels; Tires. : When Specifying Axle Ratio, Check Performance Guidelines and TCAPE for Startability and Performance
14SAE	SUSPENSION, REAR, SINGLE 15,500-lb Capacity, Vari-Rate Springs
14WAP	SHOCK ABSORBERS, REAR (2)
15SZS	FUEL TANK, GASOLINE Top Draw; Rectangular, Steel; 60 U.S. Gal., 227 L Capacity, Includes Protective Cage, for Low Profile Fuel Filler Assembly and Vent Hosing, Mounted Between Frame Rails and Behind Rear Axle
16010	COWL Flat Back
16HBA	GAUGE CLUSTER English with English Electronic Speedometer  <u>Includes</u> : GAUGE CLUSTER (5) Engine Oil Pressure (Electronic), Water Temperature (Electronic), Fuel (Electronic), Tachometer (Electronic), Voltmeter : ODOMETER DISPLAY, Miles, Trip Miles, Engine Hours, Trip Hours, Fault Code Readout : WARNING SYSTEM Low Fuel, Low Oil Pressure, High Engine Coolant Temp, and Low Battery Voltage (Visual and Audible)
16HKT	IP CLUSTER DISPLAY On Board Diagnostics Display of Fault Codes in Gauge Cluster
27DUW	WHEELS, FRONT {Accuride 51408} DISC; 22.5x8.25 Rims, Powder Coat Steel, 2-Hand Hole, 10-Stud, 285.75mm BC, Hub-Piloted, Flanged Nut, with Steel Hubs
28DUW	WHEELS, REAR {Accuride 51408} DUAL DISC; 22.5x8.25 Rims, Powder Coat Steel, 2-Hand Hole, 10-Stud, 285.75mm BC, Hub-Piloted, Flanged Nut, with Steel Hubs
47AJB	BODY CERTIFICATION TAG Mylar Label
47AJC	BODY TAG, METAL Capacity to Include the Total Number of Passengers
47AJU	BODY, BUS Conventional; 78" Headroom, 19'2" Body Length, 36 Passenger, +9 Section Rear, 158" WB
47AJZ	BOWS, ROOF 12 ga., One Piece Construction
47APP	HEADLINER, BODY Conventional; 16'02"-25'02" Body Length, Perforated Full Length with Sound Insulation Full Length
47APX	FASTENERS, HEADLINER Screws
47ARJ	REINFORCEMENT, BODY ROOF BOWS SPECIAL Construction Package, for Colorado, Utah, and Nebraska
47ARP	LIGHT BARS Plastic
47ASX	SKIRT, BODY Conventional, 20", 16ga., 19'2", 19'11", 20'8", 21'5" Body Length  <u>Includes</u> : SKIRT, BODY Extra Smooth Steel Supported by Floor Gussets
47AUR	TIE DOWNS, BODY Grade 8 Bolts, Every Body Section  <u>Includes</u> : TIE DOWNS, BODY with Formed Tab that Fits into Floor Structure to Prevent Turning

**Vehicle Specifications**  
**2021 INTEGRATED CE S BUS (PB105)**

February 26, 2020

<b>Code</b>	<b>Description</b>
47AXN	RUB RAILS, BODY (4) Conventional; Steel, 19'2", 19'11", 20'8", 21'5" Body Length, Includes Snow Rail  <u>Includes</u> : RUB RAILS Full Length, Primer Coated (Both Sides), Attached to Body without Cuts or Splices
47AYB	BODY, REAR Includes Emergency Door  <u>Includes</u> : DOOR, REAR EMERGENCY with Concealed Hinges : HEADER BUMPER Padded, Mounted Over Rear Door; Upholstered to Match Passenger Seat Color
47AZA	SIDE SHEET, BODY, EXTERIOR Conventional, 16ga., Smooth, 19'2", 19'11", 20'8", 21'5", Body Length
47AZL	FLOOR, BODY with Wheel Wells
47BAK	BUMPER, REAR Painted, 12" High, 3/16" Thick
47BAR	SUPPORTS, REAR BUMPER Bolted to Frame
47BAW	TOW HOOK, LEFT REAR (01)
47BAX	TOW HOOK, RIGHT REAR (01)
47BBH	LINING, SIDE INTERIOR, LOWER Embossed Steel, Clear Coated
47BBZ	SEALER Extra; Sidewall to Floor, In Wheel Pocket Area, and Rear Wall to Floor
47BKK	LETTERS, SCHOOL BUS FRONT/REAR Decal; "SCHOOL BUS"; with 8" Black Reflective Letters, 3M Fluorescent Diamond Grade, Yellow On Front and Rear Cap
47BLD	STEP, FRONT ENTRANCE DOOR 27 1/4" Depth; 14ga Steel, Formed Treads, Naviflex Finish
47BLJ	BODY CONSTRUCTION TAG , Metal; for Colorado Racking Load Test
47DAE	FASTENERS, REAR DOOR Lag Screws, Rear Door To Body
47DAJ	COVER, REAR DOOR INSIDE HANDLE Partial Coverage
47DDE	HANDLE, ASSIST, ENTRANCE DOOR Outside Entrance
47DDH	HOLD BACK, REAR DOOR Stationary, No Cables, with Plastic Cover
47DDV	LATCH, REAR DOOR Three Point Slide Bar, Cam Operated, with One Inch Stroke
47DEY	HANDLE, EXTERIOR, REAR Emergency Door; Yellow
47DNB	DOOR, ENTRANCE, FRONT Electric, Outward Opening, with Split Pane Glass  <u>Includes</u> : DOOR, ENTRANCE, FRONT Aluminum Frame with Pin Style Hinges, Ball Bearing Assisted, Interchangeable Top and Bottom Glass Vandal Lock : LOCK, VANDAL, ENTRANCE DOOR With Key Switch
47DNK	SWITCH, LOCATION Steering Wheel; Includes Master Flasher, Flasher On/Off, Red Override, and Door Control  <u>Includes</u> : SWITCH, STEERING WHEEL, LIGHT Includes Illuminated Switches
47EBM	HOLD DOWN, BATTERY For (2) Standard Size Batteries
47EXH	LETTERS, SIGN, REAR Decal, "STOP", 8" Letters, Black; "ON FLASHING RED", 4 1/2" Mounted on Rear of Bus, Black Letters Only
47KDC	MONITOR, POST TRIP INSPECTION {Leave No Student Behind} Accessory Controlled, with Push Button Alarm Disable at Rear of Bus Prompts Driver to Walk to Back of Bus and Push Button in Light Bar to Deactivate System

**Vehicle Specifications**  
**2021 INTEGRATED CE S BUS (PB105)**

February 26, 2020

<b><u>Code</u></b>	<b><u>Description</u></b>
47LAU	INSULATION, ROOF AND SIDES 1.50", All Models
47MBA	UNDERCOAT, BODY Fire Resistant, Water Based, TT-C-730 Spec  <u>Includes</u> : UNDERCOATING Performed Before and After Mounting on Chassis
47MJR	LETTERS, DOOR, REAR Decals; "EMERGENCY DOOR", 2" Black Letters Inside and Outside
47MSA	STRIPING, PERIMETER, REAR Emergency Door, Reflexite 1" Yellow Reflective
47MTY	WIRING DIAGRAM Schematic, Electrical  <u>Includes</u> : ACCESS PANEL for Wiring Diagram Schematic Located on Body Exterior; Below Driver Window
47MVA	LETTERS, HEADER Decal; "WATCH YOUR STEP", 1" Black, Above Windshield
47MVC	LETTERS, STEPWELL Decal, "WATCH YOUR STEP", 2.5" Black, Behind Door on Step Riser
47NAB	PAINT COLOR, RUB RAILS 0001 Canyon Black
47NGG	LETTERS, CAPACITY 2" Black Decals, (2) Places, Aft of Entry Door and Inside Above Right Side Windshield, for State of South Dakota
47NGW	SEAL, RUB RAILS Top Edge, All Rails
47NJA	PAINT COLOR, BODY EXTERIOR 4421 School Bus Yellow
47NJM	PAINT FLASHER BACKGRD 0001 Canyon Black
47NJS	PAINT COLOR, BUMPER Rear, 0001 Canyon Black
47NKD	PAINT COLOR, ROOF 9219 Winter White, Beginning 5" Above Drip
47NKL	PAINT, RUB RAIL Flange to Flange
47NKM	PAINT COLOR, BODY INTERIOR 9384 Spring White
47NMG	OPERATING INSTR, REAR Decal, Inside Rear Emergency Door
47NTE	LOGO, ROOF LINE Decal; Wing and Shield, First Body Section, Above Driver Window and Entrance Door Over Driver Window and Entrance Door
47NTR	DECAL SPECIAL SAFETY EQUIPMENT Mounted on Equipment Door
47NTY	PAINT HOOD AND FENDER To Match Body Exterior
47PBZ	HANDLE, ASSIST Windshield Side Mounted, Left and Right, Body Color
47PGJ	STRIPING, FLOORLINE Reflexite V82, 2" Yellow
47SPE	ALPHA/NUMERIC DECAL GUIDE Quantity 051-60
48ACN	SEAT BELT, DRIVER, COLOR with Blaze Orange Seat Belt Webbing
48ANT	WINDOW, DRIVER Laminated, Clear
48APL	WINDOW, STOPS 12" Opening, Only with 78" Headroom
48ARC	WINDOW, SASH (8) 27" Sections, 9"x 23" Opening
48AUJ	WINDOW, PASSENGER, TINT Conventional; 28% Light, Laminated Glass, 78" Headroom, with 19'2", 19'11", 20'8", 21'5" Body Lengths
48BDG	POUCH, CRASH BARRIER Full Width, Sewn Into Front Side of Barrier AFT of Driver Seat
48BEJ	SHOULDER RAILS, PADDED Conventional Bus; with 19'2", 19'11", 20'8" or 21'5" Body Length



**Vehicle Specifications**  
**2021 INTEGRATED CE S BUS (PB105)**

February 26, 2020

<b><u>Code</u></b>	<b><u>Description</u></b>
48BJA	COLOR, WINDOW FRAME, PASS Passenger Window, Natural Aluminum Finish
48GGA	BRACKET, FIRE EXTINGUISHER Spring Clip Type; for 5 lb. Extinguisher
48GHC	HEATER, DRIVER 90,000 BTU, with Defroster and without Rear Heat Duct  <u>Includes</u> : AIR FILTER : HEATER HOSES Premium : HOSE CLAMPS, HEATER HOSE Mubea Constant Tension Clamps
48GMW	SEAT,CHILD,LT,39",4 LEG {CE White} (06) Wall Mount
48GNB	SEAT,CHILD,RT,39",4 LEG {CE White} (06) Wall Mount
48NAT	FITTINGS, AIR SEAT for Driver Seat
48PAM	WINDSHIELD 3 Flat Pieces, 73% Light, with Band
48PAV	WHEEL POCKET COVER Plastic, ABS
48PAY	AISLE POSITION Center, for balanced seating
48PEW	FLOOR COVERING, COLOR Gray #766
48PJR	FLOOR COVERING, TRIM Aluminum
48PJZ	FLOOR COVERING, TYPE {Koroseal} All Body Lengths
48PKC	HOSE CLAMPS, HEATER HOSE Constant Torque for Heater System
48PKN	FAN, DEFOG FAR RIGHT (01) Black, Mounted Right Above Windshield, Forward Entrance Door, 2-Speed Switch in Panel
48PMD	HEATER, PASS, LT MIDSHIP 1ST 84,500 BTU  <u>Includes</u> : AIR FILTER
48PMJ	HEATER, PASS, LT REAR 84,500 BTU  <u>Includes</u> : AIR FILTER
48PMS	HEATER, STEPWELL 50,000 BTU  <u>Includes</u> : AIR FILTER
48PNT	KICK GUARD, MIDSHIP, LT 1ST for 84,500 BTU Passenger Heater
48PNZ	HEATER, WATER PUMP {2 MPU 12} Self Priming, Metal Housing
48PPB	SWITCH, HTR FAN, MID, LT 1ST with 84,500 BTU Heater Only
48PPC	SWITCH, HTR FAN, REAR, LT with 84,500 BTU Rear Heater Only
48PPM	HEATER CUT OFF, VALVE Ball, with Butterfly Handle
48PPS	ROOF VENT, FRONT Static
48PRV	KICK GUARD, MIDSHIP, LT 2ND for 50,000 BTU Passenger Heater
48PTT	ARM REST, DRIVER, RIGHT {National}
48PUT	NUTS, BELT MOUNTING Standard Nuts For Seat Belt Mounting
48PVA	UPHOLSTERY, DRIVER SEAT, STYLE Plain, with Cloth Insert

**Vehicle Specifications**  
**2021 INTEGRATED CE S BUS (PB105)**

February 26, 2020

<b>Code</b>	<b>Description</b>
48PVN	UPHOLSTERY, DRIVER SEAT, COLOR Drivers Seat, Gray
48PWD	UPHOLSTERY, PASS SEATS, COLOR Gray, for Seats, Barriers and Head Bumpers
48PWN	UPHOLSTERY, DRIVER SEAT, TYPE Vinyl, 42 oz.
48PXA	UPHOLSTERY, BARRIER, TYPE (1-2) Vinyl, 42 oz.
48RAE	BARRIER, CRASH, AFT ENTRY DOOR 39", 1 Leg
48RAL	BARRIER, CRASH, AFT DRIVER 39", 1 Leg
48RBE	BARRIER, CRASH, LT, 1ST Position; 39", 1 Leg
48RDL	FAN, DEFOG LEFT OF DRIVER 6.50" Diameter, Black, Mounted Left of Driver Above Windshield, 2 Speed Switch in Panel
48RGD	HAND RAIL, ENTRANCE DOOR, FWD 1" OD, Painted Gloss Black
48RGP	HAND RAIL, ENTRANCE DOOR, AFT 1" OD, Gloss Black, 4", Above Step
48RHV	PANEL, MODESTY, AFT OF DRIVER Mounted Under Barrier, with Holes for Air Circulation
48RLX	CUSHION, SEAT 15" Depth
	<u>Includes</u> : WARRANTY Four Years
48RRA	UPHOLSTERY, SEAT, STITCHING Single
	<u>Includes</u> : WARRANTY Two Years
48SBG	UPHOLSTERY, PASS SEATS, TYPE Vinyl, 42 Ounce
48TMY	SEAT, DRIVER {National 2000} Air Suspension Dual Shock, High Back with Integral Headrest, Isolated, with 2 Position Front Cushion Adjustment, 6 to 17 Degree Seat Back Adjustment, Mechanical Lumbar Support, Includes Additional Back Padding
	<u>Includes</u> : SEAT BELT, DRIVER Adjustable D-Loop Seat Belt, Single Locking Retractor
48UJN	ROOF HATCH, FRONT {Transpec 1675} (1) Triple Roof, with Power Vent
48USV	SEAT BACK, PASSENGER High Back
48VVR	STEP TREADS {Koroseal} Pebble White Nosing Only, with Non-Metal Backing, used with Formed Treaded Steps
49AHV	LIGHT, STROBE, STOP SIGN, FRT In Lieu Of Flashing Lights Furnished with Stop Sign, Speciality
49AMD	SWITCH, DRIVER PANEL, TYPE Rocker
49AMJ	ALARM, BACKING {Ecco #575} 107 db
49AMR	CIRCUIT, PROTECTION Fuse, Electrical System
	<u>Includes</u> : ACCESS PANEL for Body and Chassis Fuses/Circuit Breakers Located on Body Exterior; Below Driver Window
49AMY	SWITCH, REAR DOOR BUZZER for Emergency Door
49ANH	SWITCH, MAGNETIC, DISCONNECT Master, Ignition Operated, All Body Circuits
49ANU	SOURCE, POWER 12 VDC, Mounted In Dash
49ATV	LIGHT, INDIC, WARNING LIGHTS Red and Amber

**Vehicle Specifications**  
**2021 INTEGRATED CE S BUS (PB105)**

February 26, 2020

<b><u>Code</u></b>	<b><u>Description</u></b>
	<b><u>Includes</u></b> : LIGHTS, WARNING Indicator Located in Instrument Cluster
49AUM	SWITCH, MASTER FLASHER Omit Master Flasher Switch, 8-Lamp System
49AWU	SPEAKERS AND WIRING (6) Flush Mounted in Light Bar
49BCL	FLASHER SYSTEM (8) Warning Lights, 8-Lamp System, Electronic Relay Flasher, Sequential Operation, Red Lights Activate after Amber Lights, with Road Speed Parameters
49BCR	LIGHT, EXTERIOR, CHECK Automatically Activates Lights for Pre Trip Inspection
49BRC	MIRROR, REAR VIEW, EXTERIOR Rosco Open-View ES, Remote, Motorized, Heated
49BTL	ANTENNA REI # 210073, Flexible Rubber Antenna with Swivel Base and 160" Cable
49BVD	SWITCH, BATTERY Shut-Off, 300A Weather Resistant, In Battery Compartment
49BYL	LIGHTS, DOME {Sound Off/OptiLuxx} (05) LED, Rectangular Recessed Type, Mounted in Light Bar
49BYT	LIGHTS, STOP (2) {Sound Off/OptiLuxx} and Tail; 7" Round LED, Red
49BYY	LIGHTS, DIRECTIONAL, FRONT {Sound Off/OptiLuxx} with Park, 7" Round Amber LED, on Front Cowl
49BYZ	LIGHTS, DIRECTIONAL, REAR (2) {Sound Off/OptiLuxx} LED, 7" Round Amber
49BZG	LIGHTS, BACK UP (2) {Sound Off/OptiLuxx} LED, 7" Round Clear
49BZU	RADIO, ENTERTAINMENT {Custom Radio} AM/FM Stereo/USB Input, Includes Antenna and Cable, with Public Address System
49CKT	FUEL FILLER PIPE Low Profile Neck Cap and Vent Hosing, for Use with Right Side Fill for Between the Rail Fuel Tanks, for Above the Floor Fuel Fill, for 25 GPM Fill Rate Only
49DDC	LIGHTS, CLUSTER {Truck Lite 07045A & 07045R} LED; Amber Front and Red Rear
49EGC	MIRROR, INSIDE 6" x 30", Clear Safety Glass, Metal Back, Round Corners
49EKT	STOP ARM, FRONT Electric, Metal Blade, 18" Octagon, Double Sided, 1/2" White Border, Hi Intensity Grade, Strobing LED Lights
49ENM	VISOR, INTERIOR, LEFT FRONT 6" x 30", Opaque Black, For Left Windshield
49ENW	VISOR, INTERIOR, DRIVER LEFT 6" x 30", For Drivers Window
49EPY	CUTTER, SEAT BELT (2) {TIE TECH Safecut} for Cutting Seat Belts
49ETZ	KIT, FIRST AID 24 UNIT, Colorado
49EZC	CUTTER, SEAT BELT, LOCATION (2) Centered on Inside of Driver Compartment Lid
49GBC	KIT, BODY FLUID Mississippi, New Mexico, Alabama, North Dakota, Oklahoma, Pennsylvania, Wisconsin, California, Colorado, Hawaii, Illinois, New York, Rhode Island, Wyoming, Vermont, Maine, Louisiana, Massachusetts, Michigan, New Jersey, Arkansas, Kansas
49GBV	WINDSHIELD WIPERS (2) Cowl Mounted
	<b><u>Includes</u></b> : WINDSHIELD WIPERS CONTROL Single Motor, Overlapping Wipe Pattern
49GCZ	COMPARTMENT, OVER WINDSHIELD with Latch, No Lock, No Buzzer, Centered Over Windshield
49GDG	PADDING COMPART ABOVE DRIVER Window; Safety Equipment Compartment, with Cutout for Dome Light
49GDS	COMPARTMENT ABOVE DRIVER Left of the Driver
	<b><u>Includes</u></b> : COMPARTMENT ABOVE DRIVER Compartment Size: 39" x 10" x 10"

**Vehicle Specifications**  
**2021 INTEGRATED CE S BUS (PB105)**

February 26, 2020

<b><u>Code</u></b>	<b><u>Description</u></b>
	: HINGES Piano Type
49GEM	SAFETY TRIANGLES Warning Reflectors, Mounted on Front of Drivers Barrier 6" Below Top of Modesty Shield
49GHL	REFLECTORS, SIDE, INTERMEDIATE (2) Amber, 4", Adhesive Back
49GHN	REFLECTORS, REAR (2) 3", Red, Adhesive Back
49GHR	REFLECTORS, SIDE, REAR (2) 3", Red, Adhesive Back
49GHV	REFLECTORS, SIDE, FRONT (2) 3", Amber; Adhesive Back, 1 Aft Drivers Window Left, 1 Aft Entrance Door Right
49GJE	FIRE EXTINGUISHER, DRIVER AREA Amerex, 5 LB 500T, Mounted on Stepwell Heater
49GKZ	FUEL FILLER DOOR with Non-Locking Latch
49GUK	FENDERS, RUBBER, REAR (2)
49GUX	MUD FLAPS, FRONT WHEELS (2) Rubber
49GVC	MUD FLAPS, REAR WHEELS (2) Rubber
49GWW	WINDSHIELD WASHER Kit; 6 Quart Capacity, Bottle
	<u>Includes</u>
	: WINDSHIELD WASHER ELECTRICAL CONNECTIONS Sealed and Locking Type
49JBU	LIGHT, ENTRY DOOR {Sound Off/OptiLuxx} LED; 4" Oval; Light Mounted in Skirt Behind Entrance Door, Wired To Step Light
49JBV	LIGHT, LICENSE PLATE {Sound Off/OptiLuxx} LED, with Mounting Gasket
49JBW	LIGHT, STEP {Sound Off/OptiLuxx} 4" Round LED, White, Wired to Clearance Lights, Operated by Entrance Door
49JBY	LIGHTS, MARKER, FRONT, REAR {Sound Off/OptiLuxx} (4) Total, Slim-Line Armored LED, (2) Amber Front and (2) Red Rear
49JCV	SAFETY EQUIPMENT LOCATION Located in Drivers Overhead Compartment; for Body Fluid Kit
49JCX	INSPECTION PLATE Fuel Sending Unit 11.4" x 8" Steel
49MRL	MIRROR, CROSS VIEW, EXTERIOR {Rosco 5365IH} Heated, Eye-Max, Black, Pair
49MSZ	EXTRA WIRING Power Connection in Electrical Panel; Four Positions Fused at 20 Amps Each; (2) Battery and (2) Accessory
49MZX	LATCH, COMPARTMENT Non Locking, for Overhead Storage Compartment
49NAL	LIGHTS, DOME, DRIVER (3) {Sound Off/OptiLuxx} Rectangular LED, Mounted Left & Right in Ceiling and in Light Bar Left of Driver; Activated with Separate Switch
49NGH	LIGHTS, WARNING (8) {Sound Off/OptiLuxx} (4) 7" Round Red Flashing LED and (4) 7" Round Amber Flashing LED, 2 Front, 2 Rear Each Color
49UAG	STATE OF OPERATION Colorado
49ZNG	LIGHTS, STOP & TAIL ADDITIONAL (2) {Sound Off/OptiLuxx} 4" Round LED, Red, with Flange
7472133269	(2) TIRE, FRONT 11R22.5 Load Range G XZE2 (MICHELIN), 501 rev/mile, 75 MPH, All-Position
7482133264	(4) TIRE, REAR 11R22.5 Load Range H XDN2 (MICHELIN), 497 rev/mile, 75 MPH, Drive
OBD001	BODY PLAN, NON-SPECIAL NEEDS waiting on revised body plan

**Services Section:**

**Vehicle Specifications**  
**2021 INTEGRATED CE S BUS (PB105)**

**February 26, 2020**

<b><u>Code</u></b>	<b><u>Description</u></b>
40126	WARRANTY Standard for CE, RE, BE School Bus Models, Effective with Vehicles Built March 1, 2017 or Later, CTS-3304H
49GVN	WARRANTY 5-Year, Limited  247  on spot chains  CDE  Telma Retarder

**Financial Summary**  
**2021 INTEGRATED CE S BUS (PB105)**

February 26, 2020

<u>Description</u>	<u>(US DOLLAR)</u>	<u>Price</u>
Factory List Prices:		
Product Items	\$199,694.00	
Service Items	\$0.00	
Total Factory List Price Including Options:		\$199,694.00
Total Goods Purchased:		\$19,649.00
PDI	\$500.00	
Total Preparation And Delivery:		\$500.00
Freight	\$2,600.00	
Total Freight:		\$2,600.00
Total Factory List Price Including Freight:		\$222,443.00
Less Customer Allowance:		(\$112,258.40)
Total Vehicle Price:		\$110,184.60
Total Sale Price:		\$110,184.60
Total Per Vehicle Sales Price:		\$110,184.60
Net Sales Price:		\$110,184.60

Please feel free to contact me regarding these specifications should your interests or needs change. I am confident you will be pleased with the quality and service of an IC Corporation vehicle.

**Approved by Seller:**

**Accepted by Purchaser:**

\_\_\_\_\_  
**Official Title and Date**

\_\_\_\_\_  
**Firm or Business Name**

\_\_\_\_\_  
**Authorized Signature**

\_\_\_\_\_  
**Authorized Signature and Date**

**This proposal is not binding upon the seller without Seller's Authorized Signature**

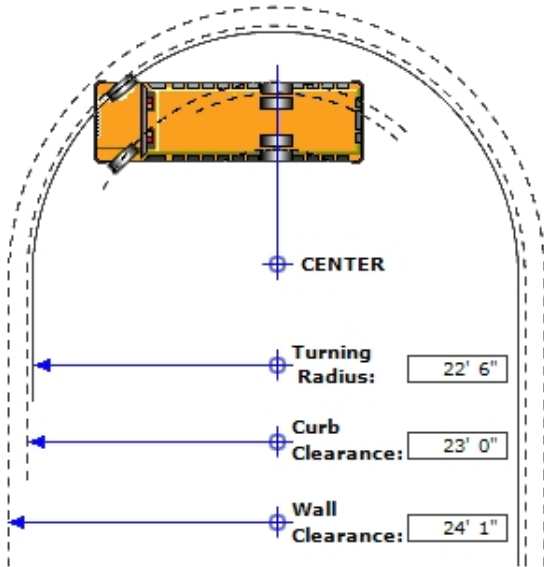
\_\_\_\_\_  
**Official Title and Date**

**The TOPS FET calculation is an estimate for reference purposes only. The seller or retailer is responsible for calculating and reporting/paying appropriate FET to the IRS.**

**The limited warranties applicable to the vehicles described herein are Navistar, Inc.'s standard printed warranties which are incorporated herein by reference and to which you have been provided a copy and hereby agree to their terms and conditions.**

**Turning Radius Summary**  
**2021 INTEGRATED CE S BUS (PB105)**

February 26, 2020



Series: INGB  
 Model: PB105  
 Description: INTEGRATED CE S BUS  
 Model Year: 2021

**Calculation Factors**

Wheelbase: 158  
 Front Axle: 0002AEM  
 Description: AXLE, FRONT NON-DRIVING, {Dana Spicer D800-F} I-Beam Type, 8,000-lb Capacity  
 Front Wheel: 0027DUW  
 Description: WHEELS, FRONT, {Accuride 51408} DISC; 22.5x8.25 Rims, Powder Coat Steel, 2-Hand Hole, 10-Stud, 285.75mm BC, Hub-Piloted, Flanged Nut, with Steel Hubs  
 Front Tire: 07472133269  
 Description: TIRES, 11R22.5 Load Range G XZE2 (MICHELIN), 501 rev/mile, 75 MPH, All-Position  
 Steering Gear: 0005PRG  
 Description: STEERING GEAR, {TRW (Ross) TAS40} Power

**Turning Radius Statistics**

General Information

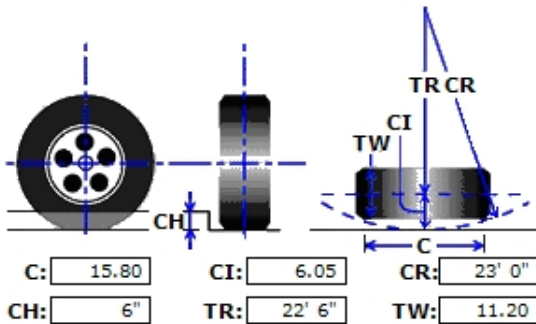
Inside Turn Angle: 50 Degrees  
 Radial Overhang: 19

Axle Information

KingPin Inclination: 9 Degrees  
 KingPin Center: 71

**Turning Radius - Curb View**

C - Curb Contact Length: 15.80  
 CI - Curb Clearance Increment: 6.05  
 CR - Curb Clearance Radius: 23'0"  
 CH - Curb Height: 6"  
 TR - Turning Radius: 22'6"  
 TW - Tire Width: 11.20



\* All Measurements are in inches, unless otherwise specified.

This information is based on engineering information available at this time. Actual figures may vary. Navistar, Inc. cannot accept liability for consequences due to this variance.

**Prepared For:**  
LAKE COUNTY SCHOOL DISTR  
Joyce Lacombe  
107 Spruce Street  
Leadville, CO 80641-  
(719)486 - 6802  
Reference ID: 32 pass sped ga

**Presented By:**  
MCCANDLESS TRUCK CENTER LLC  
Timothy Mickey  
16704 EAST 32ND AVENUE  
AURORA CO 80011 -  
(303)739-9900

Thank you for the opportunity to provide you with the following quotation on a new IC Corporation vehicle. I am sure the following detailed specification will meet your operational requirements, and I look forward to serving your business needs.

**Model Profile**  
**2020 INTEGRATED CE S BUS (PB105)**

**APPLICATION:** School Transportation, Special Needs  
**MISSION:** Requested GVWR: 31000. Calc. GVWR: 29800  
 Calc. Start / Grade Ability: 26.07% / 1.81% @ 55 MPH  
 Calc. Geared Speed: 73.1 MPH

**DIMENSION:** Wheelbase: 217.00, CA: 217.00, Axle to Frame: 126.00

**ENGINE, GASOLINE:** {Power Solutions International 8.8 Liter GAS} EPA 2018, 265 HP @ 2600 RPM, 548 lb-ft Torque @ 1800 RPM, 2700 RPM Governed Speed, 265 Peak HP (MAX)

**TRANSMISSION, AUTOMATIC:** {Allison 2500 PTS} 5th Generation Controls, Wide Ratio, 6-Speed with Double Overdrive, Less PTO Provision, Less Retarder, with 33,000-lb GVW and GCW Max, School Bus

**CLUTCH:** Omit Item (Clutch & Control)

**AXLE, FRONT NON-DRIVING:** {Dana Spicer E-1002I} I-Beam Type, 10,000-lb Capacity

**AXLE, REAR, SINGLE:** {Dana Spicer 21060S} Single Reduction, 19,800-lb Capacity, R Wheel Ends Gear Ratio: 6.17

**TIRE, FRONT:** (2) 255/70R22.5 Load Range H ENDURANCE RSA (GOODYEAR), 566 rev/mile, 81 MPH, All-Position

**TIRE, REAR:** (4) 255/70R22.5 Load Range H G622 RSD (GOODYEAR), 561 rev/mile, 75 MPH, Drive

**SUSPENSION, REAR, AIR, SINGLE:** {International IROS} 21,000-lb Capacity, 9.25" Ride Height, with Shock Absorbers

**PAINT:** Cab schematic 100NB  
 Location 1: 4421, School Bus Yellow (Std)  
 Chassis schematic N/A



**Vehicle Specifications**  
**2020 INTEGRATED CE S BUS (PB105)**

February 26, 2020

<b><u>Code</u></b>	<b><u>Description</u></b>
PB10500	Base Chassis, Model INTEGRATED CE S BUS with 217.00 Wheelbase, 217.00 CA, and 126.00 Axle to Frame.
1570	TOW HOOK, FRONT (2) Frame Mounted
1CAC	FRAME RAILS High Strength Low Alloy Steel (50,000 PSI Yield); 10.125" x 3.062" x 0.312" (257.2mm x 77.8mm x 8.0mm); 480.1" (12195mm) Maximum OAL  <u>Includes</u> : CHASSIS PAINT Chassis Painted Prior to Body Mounting : FRAME RAILS All holes Laser Aligned and Machine Punched, Powder Coated Prior to Full Assembly, Assembled in Fixture using "Grade 8" Bolts : FRAME REINFORCEMENT, SPECIAL 3.30" x 1.80" x 0.312" x 31.50" Inverted "L" in Front Shock Absorber Mounting Area
1LLE	BUMPER, FRONT Contoured, Steel, Severe Duty  <u>Includes</u> : BUMPER, FRONT THICKNESS 1/4 Inch
1LNT	CROSSING GATE, FRONT Omit Item  <u>Includes</u> : CROSSING GATE, FRONT Matches Contour of Bumper
1SAL	CROSSMEMBER, REAR, AF (1)
1WHT	WHEELBASE RANGE 193" (490cm) Through and Including 217" (550cm)
1WRP	TOW HOOK, REAR (2) Mounted on Lower Rail Flange
2AGM	AXLE, FRONT NON-DRIVING {Dana Spicer E-1002} I-Beam Type, 10,000-lb Capacity
3ADB	SUSPENSION, FRONT, SPRING Parabolic Taper Leaf, Shackle Type, 10,000-lb Capacity, with Shock Absorbers  <u>Includes</u> : SPRING PINS Bolt and Nut Type : SPRING PINS Rubber Bushings, Maintenance-Free  <u>Notes</u> : The following features should be considered when calculating Front GAWR: Front Axles; Front Suspension; Brake System; Brakes, Front Air Cam; Wheels; Tires.
4002	BRAKE, PARKING Omit Item
4091	BRAKE SYSTEM, AIR Dual System for Straight Truck Applications  <u>Includes</u> : BRAKE LINES Color and Size Coded Nylon : DRAIN VALVE Twist-Type : GAUGE, AIR PRESSURE (2) Air 1 and Air 2 Gauges; Located in Instrument Cluster : PARKING BRAKE CONTROL Yellow Knob, Located on Instrument Panel : PARKING BRAKE VALVE For Truck : QUICK RELEASE VALVE On Rear Axle for Spring Brake Release: 1 for 4x2, 2 for 6x4 : SLACK ADJUSTERS, FRONT Automatic (with Air Cam Brakes) : SLACK ADJUSTERS, REAR Automatic (with Air Cam Brakes) : SPRING BRAKE MODULATOR VALVE R-7 for 4x2, SR-7 with relay valve for 6x4/8x6  <u>Notes</u> : Rear Axle is Limited to 19,000-LB GAWR with Code 04091 BRAKE SYSTEM, AIR and Code 04NDC BRAKES, REAR, AIR CAM Regardless of Axle/Suspension Ordered : Rear Axle is Limited to 20,000-LB GAWR with Code 04092 BRAKE SYSTEM, AIR and Code 04NCW BRAKES, REAR, AIR CAM Regardless of Axle/Suspension Ordered

**Vehicle Specifications**  
**2020 INTEGRATED CE S BUS (PB105)**

February 26, 2020

<b>Code</b>	<b>Description</b>
4AZS	AIR BRAKE ABS {Bendix AntiLock Brake System} 4-Channel (4 Sensor/4 Modulator) Electronic Stability Program, with Automatic Traction Control
4EBT	AIR DRYER {Bendix AD-IP} with Heater
4JCA	BRAKES, FRONT, AIR DISC 22.5 Dia, Includes 14" Sq. In. Brake Chambers
4JDG	BRAKES, REAR, AIR DISC 22.5 Dia, Includes 16/24" Sq. In. Brake Chambers
4SBC	AIR COMPRESSOR {Bendix Tu-Flo 550} 13.2 CFM
4VCY	AIR TANK LOCATION (1) Mounted Left Side to Provide Clearance for Larger Body Builder Supplied Battery Box
4WEA	PARKING BRAKE INTERLOCK Parking Brake Cannot be Released until Ignition Switch is in the "ON" Position and the Service Brake Pedal is Applied, Use with air brake chassis only.
4WEY	BRAKE PACKAGE, REAR {Bendix Spicer ADB22X} Air, Disc Type, Extended Service; Size 22.5"
4WEZ	BRAKE PACKAGE, FRONT {Bendix Spicer ADB22X} Air Disc Type, Extended Service, Size 22.5"
4WGU	AIR SUPPLY, AUXILIARY {Schrader} Valve; Mounted in Engine Compartment
4WZT	GVWR LIMITATION FOR BUS with Air Brakes, Limited to 33,000-lbs Maximum to meet FMVSS 121 Requirements, for Conventional Bus
5710	STEERING COLUMN Tilting and Telescoping
5CAL	STEERING WHEEL 2-Spoke, 18" Dia., Black
5PSA	STEERING GEAR {Sheppard M100} Power
6DGA	DRIVELINE SYSTEM {Dana Spicer} SPL100, for 4x2/6x2
7DXS	EXHAUST SYSTEM Horizontal Dual Catalytic Converters, Frame Mounted Muffler Right Side, Includes Long Horizontal Tail Pipe, for use with Propane or Gasoline Engines
7WBK	TAIL PIPE (1) Horizontal, Long, Exits Right Side Through Bumper
8000	ELECTRICAL SYSTEM 12-Volt, Standard Equipment  <u>Includes</u> : FUSES, ELECTRICAL SAE Blade-Type : HAZARD SWITCH Push On/Push Off, Located on Top of Steering Column Cover : HEADLIGHT DIMMER SWITCH Integral with Turn Signal Lever : MISCELLANEOUS FEATURES Modular, Loom Protected, Grommets in all Applicable Body Openings, Assembled in Computer Assisted Fixture which Verifies Continuity and Correct Assembly Prior to Installation : PARKING LIGHT Integral with Front Turn Signal and Rear Tail Light : STARTER SWITCH Electric, Key Operated : TURN SIGNAL FLASHER : TURN SIGNAL SWITCH Self-Cancelling with Lane Change Feature : TURN SIGNALS, FRONT Includes Reflectors; Flush Mounted : WINDSHIELD WIPER SWITCH 2-Speed with Wash and Intermittent Feature (5 Pre-Set Delays), Integral with Turn Signal Lever : WIRING, CHASSIS Color Coded and Continuously Numbered
8GXK	ALTERNATOR {Leece-Neville BLP4006HN} Brushless, 12 Volt 325 Amp. Capacity, Pad Mount, with Remote Sense
8MSG	BATTERY SYSTEM {Fleetrite} Maintenance-Free, (3) 12-Volt 1980CCA Total, Top Threaded Stud
8TPL	COLLISION MITIGATION SYSTEM {Bendix Wingman Advanced} Adaptive Cruise Control with Collision Mitigation and Stationary Object Alert; Includes Front Antenna, Driver Display
8TTK	BATTERY BOX Steel, with Sliding Tray, 25.25" Wide, for Standard Batteries, 1-3 Battery Capacity, Mounted Left Side Behind Front Axle Perpendicular to Frame Rail

**Vehicle Specifications**  
**2020 INTEGRATED CE S BUS (PB105)**

February 26, 2020

<b><u>Code</u></b>	<b><u>Description</u></b>
8VBD	HORN, ELECTRIC (2) Trumpet Style, Mounted Above Right Frame Rail
8WPB	HEADLIGHTS Halogen, Composite Aero Design, with Daytime Running Lights
8WWJ	INDICATOR, LOW COOLANT LEVEL with Audible Alarm
8WXB	HEADLIGHT WARNING BUZZER Sounds When Head Light Switch is on and Ignition Switch is in "Off" Position
8XHE	STARTING MOTOR {Delco Remy PG260N2} 12 Volt, Less Thermal Over-Crank Protection
9WAB	HOOD TILT ASSIST {EASY TILT} Mechanical
9WAY	FRONT END Tilting, Fiberglass, with Three Piece Construction
	<u>Includes</u> : AIR INTAKE SYSTEM Integrated Pre-Cleaning System to Enhance Air Filter Life : GRILLE Removable; Fiberglass Painted Hood Color : SPLASH SHIELD Integral with Front End Assembly
10020	CHASSIS PAINT Full Chassis
10060	PAINT SCHEMATIC, PT-1 Single Color, Design 100
	<u>Includes</u> : PAINT SCHEMATIC ID LETTERS "NB"
10788	PAINT TYPE Urethane, One or Two Colors, Other than Imron or International.
10XAK	PROMOTIONAL PACKAGE 7 Year Unlimited Miles/km Warranty, Limited Time Program for Allison 2000 Series Transmission on School and Commercial Buses (Supplied directly through Allison)
11001	CLUTCH Omit Item (Clutch & Control)
12DLP	ENGINE, GASOLINE {Power Solutions International 8.8 Liter GAS} EPA 2018, 265 HP @ 2600 RPM, 548 lb-ft Torque @ 1800 RPM, 2700 RPM Governed Speed, 265 Peak HP (MAX)
12TSV	FAN DRIVE {Borg-Warner SA-75} Viscous Type, Screw On
12UGN	THROTTLE, HAND CONTROL Electronic
	<u>Notes</u> : Cruise Control Switches Mounted on Steering Wheel are Non-Illuminated.
12VBR	AIR CLEANER with Service Protection Element
	<u>Includes</u> : GAUGE, AIR CLEANER RESTRICTION Air Cleaner Mounted
12VHM	FEDERAL EMISSIONS {Power Solutions International 8.8L GAS} EPA, OBD and GHG Certified for Calendar Year 2020
12VVN	CRUISE CONTROL Electronic
	<u>Notes</u> : Cruise Control Switches Mounted on Steering Wheel are Non-Illuminated.
12VWH	GOVERNOR Electronic Road Speed Type; for Electronic Engines and Bus Models; with 55 MPH Default
12WAE	HOSE CLAMPS, RADIATOR HOSES Constant Torque, for Engine Hoses 1.0" I.D. and Over
12XBA	RADIATOR Down Flow, 665 SqIn Aluminum Radiator Core with Internal Water to Oil Transmission Cooler
13ARV	TRANSMISSION, AUTOMATIC {Allison 2500 PTS} 5th Generation Controls, Wide Ratio, 6-Speed with Double Overdrive, Less PTO Provision, Less Retarder, with 33,000-lb GVW and GCW Max, School Bus
	<u>Includes</u> : OIL FILTER, TRANSMISSION Mounted on Transmission

**Vehicle Specifications**  
**2020 INTEGRATED CE S BUS (PB105)**

February 26, 2020

<b><u>Code</u></b>	<b><u>Description</u></b>
	: TRANSMISSION OIL PAN Magnet in Oil Pan
13WLN	TRANSMISSION OIL Synthetic; 20 thru 28 Pints
13WYY	SHIFT CONTROL PARAMETERS {Allison} 1000 or 2000 Series Transmissions, Performance Programming
14AWC	AXLE, REAR, SINGLE {Dana Spicer 21060S} Single Reduction, 19,800-lb Capacity, R Wheel Ends . Gear Ratio: 6.17
14TBS	SUSPENSION, REAR, AIR, SINGLE {International IROS} 21,000-lb Capacity, 9.25" Ride Height, with Shock Absorbers
	<b><u>Notes</u></b>
	: The following features should be considered when calculating Rear GAWR: Rear Axles; Rear Suspension; Brake System; Brakes, Rear Air Cam; Brake Shoes, Rear; Special Rating, GAWR; Wheels; Tires.
14WAW	FLAT FLOOR EFFECTS for Air Suspension; with Conventional Bus Models
15SZS	FUEL TANK, GASOLINE Top Draw; Rectangular, Steel; 60 U.S. Gal., 227 L Capacity, Includes Protective Cage, for Low Profile Fuel Filler Assembly and Vent Hosing, Mounted Between Frame Rails and Behind Rear Axle
16010	COWL Flat Back
16HBA	GAUGE CLUSTER English with English Electronic Speedometer
	<b><u>Includes</u></b>
	: GAUGE CLUSTER (5) Engine Oil Pressure (Electronic), Water Temperature (Electronic), Fuel (Electronic), Tachometer (Electronic), Voltmeter
	: ODOMETER DISPLAY, Miles, Trip Miles, Engine Hours, Trip Hours, Fault Code Readout
	: WARNING SYSTEM Low Fuel, Low Oil Pressure, High Engine Coolant Temp, and Low Battery Voltage (Visual and Audible)
16HGH	GAUGE, OIL TEMP, AUTO TRANS for Allison Transmission
16HKT	IP CLUSTER DISPLAY On Board Diagnostics Display of Fault Codes in Gauge Cluster
27DUW	WHEELS, FRONT {Accuride 51408} DISC; 22.5x8.25 Rims, Powder Coat Steel, 2-Hand Hole, 10-Stud, 285.75mm BC, Hub-Piloted, Flanged Nut, with Steel Hubs
28DUW	WHEELS, REAR {Accuride 51408} DUAL DISC; 22.5x8.25 Rims, Powder Coat Steel, 2-Hand Hole, 10-Stud, 285.75mm BC, Hub-Piloted, Flanged Nut, with Steel Hubs
29580	WHEEL SEALS, FRONT {International} Oil-Lubricated Wheel Bearings
29WLK	WHEEL BEARING, FRONT, LUBE {EmGard FE-75W-90} Synthetic Oil
47AEU	BODY, BUS Conventional; 78" Headroom, 26'8" Body Length, +9 Section Front and Rear, 54 Passenger, 217/218 WB
47AJB	BODY CERTIFICATION TAG Mylar Label
47AJC	BODY TAG, METAL Capacity to Include the Total Number of Passengers
47AKK	STEP, FRONT ENTRANCE DOOR 25 3/4" Depth; 14ga Steel
	<b><u>Includes</u></b>
	: STEP, FRONT ENTRANCE DOOR OPENING, 35 Inch Width; Continuous Bottom to Top
47AKZ	DECAL, HANDICAP (4) 6" x 6", 1 Mounted on Electrical Access Door, 1 Mounted on Lift Door Below Window Line, 1 on Left Bumper, 1 on Rear Door Between Top and Bottom Glass
47APR	HEADLINER, BODY Conventional; 25'11"-34'11" Body Length, Perforated Full Length with Sound Insulation Full Length
47APX	FASTENERS, HEADLINER Screws

**Vehicle Specifications**  
**2020 INTEGRATED CE S BUS (PB105)**

February 26, 2020

<b>Code</b>	<b>Description</b>
47ARH	BOWS, ROOF 14 ga., One Piece Construction  <u>Includes</u> : BOWS, ROOF Positioned Floor Line to Floor Line, Threaded Through Roof Strainers and Drip Rail
47ARJ	REINFORCEMENT, BODY ROOF BOWS SPECIAL Construction Package, for Colorado, Utah, and Nebraska
47ARP	LIGHT BARS Plastic
47ASZ	SKIRT, BODY Conventional, 20", 16ga., 25'2", 25'11", 26'8", 27'5" Body Length  <u>Includes</u> : SKIRT, BODY Extra Smooth Steel Supported by Floor Gussets
47AUR	TIE DOWNS, BODY Grade 8 Bolts, Every Body Section  <u>Includes</u> : TIE DOWNS, BODY with Formed Tab that Fits into Floor Structure to Prevent Turning
47AXR	RUB RAILS, BODY (4) Conventional; Steel, 25'2", 25'11", 26'8", 27'5" Body Length, Includes Snow Rail  <u>Includes</u> : RUB RAILS Full Length, Primer Coated (Both Sides), Attached to Body without Cuts or Splices
47AYB	BODY, REAR Includes Emergency Door  <u>Includes</u> : DOOR, REAR EMERGENCY with Concealed Hinges : HEADER BUMPER Padded, Mounted Over Rear Door; Upholstered to Match Passenger Seat Color
47AZC	SIDE SHEET, BODY, EXTERIOR Conventional, 16ga., Smooth, 25'2", 25'11", 26'8", 27'5", Body Length
47AZK	FLOOR, BODY Flat
47AZX	RAILS, WRAP-AROUND, FLOOR At Floor Level To Rear Door Post
47BAK	BUMPER, REAR Painted, 12" High, 3/16" Thick
47BAR	SUPPORTS, REAR BUMPER Bolted to Frame
47BBH	LINING, SIDE INTERIOR, LOWER Embossed Steel, Clear Coated
47BBZ	SEALER Extra; Sidewall to Floor, In Wheel Pocket Area, and Rear Wall to Floor
47BKK	LETTERS, SCHOOL BUS FRONT/REAR Decal; "SCHOOL BUS"; with 8" Black Reflective Letters, 3M Fluorescent Diamond Grade, Yellow On Front and Rear Cap
47DAE	FASTENERS, REAR DOOR Lag Screws, Rear Door To Body
47DAJ	COVER, REAR DOOR INSIDE HANDLE Partial Coverage
47DBZ	GLASS GUARD Inside Back-up, In Lower Section of Rear Door
47DCW	HANDLE, EXTERIOR, LIFT DOOR Single Door, Yellow
47DDE	HANDLE, ASSIST, ENTRANCE DOOR Outside Entrance
47DDH	HOLD BACK, REAR DOOR Stationary, No Cables, with Plastic Cover
47DDV	LATCH, REAR DOOR Three Point Slide Bar, Cam Operated, with One Inch Stroke
47DEK	LOCK, VANDAL, REAR DOOR with Ignition Starter Interlock
47DEV	LOCK, VANDAL, SINGLE LIFT DOOR with Ignition Starter Interlock
47DEY	HANDLE, EXTERIOR, REAR Emergency Door; Yellow
47DNB	DOOR, ENTRANCE, FRONT Electric, Outward Opening, with Split Pane Glass

**Vehicle Specifications**  
**2020 INTEGRATED CE S BUS (PB105)**

February 26, 2020

<b><u>Code</u></b>	<b><u>Description</u></b>
	<u>Includes</u> : DOOR, ENTRANCE, FRONT Aluminum Frame with Pin Style Hinges, Ball Bearing Assisted, Interchangeable Top and Bottom Glass Vandal Lock : LOCK, VANDAL, ENTRANCE DOOR With Key Switch
47DNK	SWITCH, LOCATION Steering Wheel; Includes Master Flasher, Flasher On/Off, Red Override, and Door Control
	<u>Includes</u> : SWITCH, STEERING WHEEL, LIGHT Includes Illuminated Switches
47DWP	DOOR, LIFT Single, 43" x 69.79", Mounted Aft of Rear Wheel Pocket, with 78" Headroom
47DWV	KEYS ALIKE, VANDAL LOCKS Entrance Door , 545 Keys
47DWW	KEYS ALIKE, FUEL DOOR , 545 Keys
47DWX	KEYS ALIKE, ELECTRICAL ACCESS , 545 Keys
47DYE	LETTERS, SIGN, REAR Decal, "STOP", 8" Letters, Black; "ON FLASHING RED", 4 1/2" Mounted on Rear of Bus, Black Letters on White Background
47EBM	HOLD DOWN, BATTERY For (2) Standard Size Batteries
47EPL	COMPARTMENT, LUGGAGE, RT FWD 36" x 24" x 18"
	<u>Includes</u> : HINGES Rubber : LATCH, T-HANDLE, LOCKING Stainless Steel
47EWE	LATCH, LIFT DOOR Single, Three Point Slide Bar, with Interior Handle
47KDC	MONITOR, POST TRIP INSPECTION {Leave No Student Behind} Accessory Controlled, with Push Button Alarm Disable at Rear of Bus Prompts Driver to Walk to Back of Bus and Push Button in Light Bar to Deactivate System
47LAR	NOISE REDUCTION, ROOF BOW Conventional; Insulation, 25'2", 25'11", 26'8", 27'5" Body Lengths
47LAU	INSULATION, ROOF AND SIDES 1.50", All Models
47MAZ	STRIPING, REAR END Reflexite Yellow, 1" Horizontal Top and Bottom, 2" Vertical Sides
47MBA	UNDERCOAT, BODY Fire Resistant, Water Based, TT-C-730 Spec
	<u>Includes</u> : UNDERCOATING Performed Before and After Mounting on Chassis
47MBC	INSULATION, STEPWELL
47MBT	DECAL, SEAT & WHEELCHAIR Decals; Numbering Centered Above Seat Cushion Light Bar, Left Side Numbered Odd & Right Side Numbered Even
47MJR	LETTERS, DOOR, REAR Decals; "EMERGENCY DOOR", 2" Black Letters Inside and Outside
47MNM	LETTERS, BATTERY COMPARTMENT (01) Decal; "Battery"; 2" Black Letters, Centered on Standard Battery Box
47MSA	STRIPING, PERIMETER, REAR Emergency Door, Reflexite 1" Yellow Reflective
47MTY	WIRING DIAGRAM Schematic, Electrical
	<u>Includes</u> : ACCESS PANEL for Wiring Diagram Schematic Located on Body Exterior; Below Driver Window
47MVA	LETTERS, HEADER Decal; "WATCH YOUR STEP", 1" Black, Above Windshield
47MVC	LETTERS, STEPWELL Decal, "WATCH YOUR STEP", 2.5" Black, Behind Door on Step Riser

**Vehicle Specifications**  
**2020 INTEGRATED CE S BUS (PB105)**

February 26, 2020

<b><u>Code</u></b>	<b><u>Description</u></b>
47NAB	PAINT COLOR, RUB RAILS 0001 Canyon Black
47NGG	LETTERS, CAPACITY 2" Black Decals, (2) Places, Aft of Entry Door and Inside Above Right Side Windshield, for State of South Dakota
47NGW	SEAL, RUB RAILS Top Edge, All Rails
47NJA	PAINT COLOR, BODY EXTERIOR 4421 School Bus Yellow
47NJM	PAINT FLASHER BACKGRD 0001 Canyon Black
47NJS	PAINT COLOR, BUMPER Rear, 0001 Canyon Black
47NKD	PAINT COLOR, ROOF 9219 Winter White, Beginning 5" Above Drip
47NKL	PAINT, RUB RAIL Flange to Flange
47NKM	PAINT COLOR, BODY INTERIOR 9384 Spring White
47NMG	OPERATING INSTR, REAR Decal, Inside Rear Emergency Door
47NTE	LOGO, ROOF LINE Decal; Wing and Shield, First Body Section, Above Driver Window and Entrance Door Over Driver Window and Entrance Door
47NTY	PAINT HOOD AND FENDER To Match Body Exterior
47PBZ	HANDLE, ASSIST Windshield Side Mounted, Left and Right, Body Color
47PGJ	STRIPING, FLOORLINE Reflexite V82, 2" Yellow
47SAZ	SUB FLOOR, PLYWOOD Conventional; B-B Marine Grade, Less Sealed Edges, 5/8", 5 Ply, for 25'2", 25'11", 26'8" or 27'5" Body Lengths
47SPD	ALPHA/NUMERIC DECAL GUIDE Quantity 041-50
48ACN	SEAT BELT, DRIVER, COLOR with Blaze Orange Seat Belt Webbing
48ANE	WINDOW, ENTRANCE DOOR, TOP Laminated, Clear
48ANM	WINDOW, ENTRANCE DOOR, BOTTOM Laminated, Clear
48ANT	WINDOW, DRIVER Laminated, Clear
48APL	WINDOW, STOPS 12" Opening, Only with 78" Headroom
48ARJ	WINDOW, SASH (13) 27" Sections, 9"x 23" Opening
48ASR	WINDOW, SASH +9 SECTIONS (3) 9" x 32 1/4" Opening
48AUL	WINDOW, PASSENGER, TINT Conventional; 28% Light, Laminated Glass, 78" Headroom, with 25'2", 25'11", 26'8", 27'5" Body Lengths
48BDG	POUCH, CRASH BARRIER Full Width, Sewn Into Front Side of Barrier AFT of Driver Seat
48BEL	SHOULDER RAILS, PADDED Conventional Bus; with 25'2", 25'11", 26'8" or 27'5" Body Length
48BJA	COLOR, WINDOW FRAME, PASS Passenger Window, Natural Aluminum Finish
48GHC	HEATER, DRIVER 90,000 BTU, with Defroster and without Rear Heat Duct
	<u>Includes</u>
	: AIR FILTER
	: HEATER HOSES Premium
	: HOSE CLAMPS, HEATER HOSE Mubea Constant Tension Clamps
48GHK	HAND RAIL, ENTRANCE DOOR, FWD Textured Yellow; Curved
48GHP	STEP TREADS {Koroseal} Pebble Top with Yellow Nosing, with Non-Metal Backing

**Vehicle Specifications**  
**2020 INTEGRATED CE S BUS (PB105)**

February 26, 2020

<b><u>Code</u></b>	<b><u>Description</u></b>
48NAT	FITTINGS, AIR SEAT for Driver Seat
48PAM	WINDSHIELD 3 Flat Pieces, 73% Light, with Band
48PAY	AISLE POSITION Center, for balanced seating
48PEW	FLOOR COVERING, COLOR Gray #766
48PJR	FLOOR COVERING, TRIM Aluminum
48PJZ	FLOOR COVERING, TYPE {Koroseal} All Body Lengths
48PKC	HOSE CLAMPS, HEATER HOSE Constant Torque for Heater System
48PKN	FAN, DEFOG FAR RIGHT (01) Black, Mounted Right Above Windshield, Forward Entrance Door, 2-Speed Switch in Panel
48PMD	HEATER, PASS, LT MIDSHIP 1ST 84,500 BTU  <u>Includes</u> : AIR FILTER
48PNZ	HEATER, WATER PUMP {2 MPU 12} Self Priming, Metal Housing
48PPM	HEATER CUT OFF, VALVE Ball, with Butterfly Handle
48PPS	ROOF VENT, FRONT Static
48PTT	ARM REST, DRIVER, RIGHT {National}
48PUT	NUTS, BELT MOUNTING Standard Nuts For Seat Belt Mounting
48PVA	UPHOLSTERY, DRIVER SEAT, STYLE Plain, with Cloth Insert
48PVP	UPHOLSTERY, DRIVER SEAT, COLOR Drivers Seat, Black
48PWD	UPHOLSTERY, PASS SEATS, COLOR Gray, for Seats, Barriers and Head Bumpers
48PWN	UPHOLSTERY, DRIVER SEAT, TYPE Vinyl, 42 oz.
48PXA	UPHOLSTERY, BARRIER, TYPE (1-2) Vinyl, 42 oz.
48RAE	BARRIER, CRASH, AFT ENTRY DOOR 39", 1 Leg
48RAL	BARRIER, CRASH, AFT DRIVER 39", 1 Leg
48RDL	FAN, DEFOG LEFT OF DRIVER 6.50" Diameter, Black, Mounted Left of Driver Above Windshield, 2 Speed Switch in Panel
48RET	PANEL, MODESTY, AFT ENTR DOOR Mounted Under Barrier
48RHV	PANEL, MODESTY, AFT OF DRIVER Mounted Under Barrier, with Holes for Air Circulation
48RLX	CUSHION, SEAT 15" Depth  <u>Includes</u> : WARRANTY Four Years
48RRA	UPHOLSTERY, SEAT, STITCHING Single  <u>Includes</u> : WARRANTY Two Years
48RUJ	SEAT, TRACK, LT, 39", 4 LEG (4)
48RVB	SEAT, TRACK, RT, 39", 4 LEG (3)
48SBG	UPHOLSTERY, PASS SEATS, TYPE Vinyl, 42 Ounce



**Vehicle Specifications**  
**2020 INTEGRATED CE S BUS (PB105)**

February 26, 2020

<b><u>Code</u></b>	<b><u>Description</u></b>
48TMY	SEAT, DRIVER {National 2000} Air Suspension Dual Shock, High Back with Integral Headrest, Isolated, with 2 Position Front Cushion Adjustment, 6 to 17 Degree Seat Back Adjustment, Mechanical Lumbar Support, Includes Additional Back Padding  <u>Includes</u> : SEAT BELT, DRIVER Adjustable D-Loop Seat Belt, Single Locking Retractor
48UDY	ROOF HATCH, FRONT {Transpec 1175-028-0121-03} (1) Triple Value
48USV	SEAT BACK, PASSENGER High Back
48UYB	HAND RAIL, ENTRANCE DOOR, AFT Textured Yellow, 4" Above Step
48UYC	HEATER, REAR WALL, RT SIDE 80,000 BTU, Bergstrom
48XCK	SEAT,CHILD,LT,39",2 LEG {BTI Seating System} (03) High Back, with Child Restraint System  <u>Notes</u> : BTI Seating System -Integrated Child Restraint. Retrofitable, Contact IC Bus Application Engineering for more information.
48XCW	SEAT,CHILD,RT,39",2 LEG {BTI Seating System} (03) High Back, with Child Restraint System  <u>Notes</u> : BTI Seating System -Integrated Child Restraint. Retrofitable, Contact IC Bus Application Engineering for more information.
49AHV	LIGHT, STROBE, STOP SIGN, FRT In Lieu Of Flashing Lights Furnished with Stop Sign, Speciality
49AMD	SWITCH, DRIVER PANEL, TYPE Rocker
49AMT	CIRCUIT, PROTECTION Breakers, Manual Reset in Lieu of Fuses  <u>Includes</u> : ACCESS PANEL for Body and Chassis Fuses/Circuit Breakers Located on Body Exterior; Below Driver Window
49AMY	SWITCH, REAR DOOR BUZZER for Emergency Door
49ANT	SWITCH, LIFT OPERATION Rocker Switch, Dash Mounted
49ANU	SOURCE, POWER 12 VDC, Mounted In Dash
49APH	SWITCH, DOME LIGHTS, SPLIT Front and Rear Operated with Separate 2 Position Switch, Quantity of Lights Split Equally
49ATV	LIGHT, INDIC, WARNING LIGHTS Red and Amber  <u>Includes</u> : LIGHTS, WARNING Indicator Located in Instrument Cluster
49AWU	SPEAKERS AND WIRING (6) Flush Mounted in Light Bar
49BCN	FLASHER SYSTEM (8) Warning Lights, 8-Lamp System, Electronic Relay Flasher, Non-Sequential Operation, Red Lights Activate with Door Open
49BCR	LIGHT, EXTERIOR, CHECK Automatically Activates Lights for Pre Trip Inspection
49BDT	ALARM, BACKING {Ecco #SA-917-87} 112 db, Self Adjusting 5db Above Ambient Noise Level
49BLH	SPEAKER, OUTSIDE Horn, PA, Mounted Under Hood
49BMA	STOP ARM, FRONT {Specialty 2980} Air, 18" Octagon, Double Sided, 1/2" White Border, Hi Intensity Grade, Strobing LED Lights
49BTL	ANTENNA REI # 210073, Flexible Rubber Antenna with Swivel Base and 160" Cable

**Vehicle Specifications**  
**2020 INTEGRATED CE S BUS (PB105)**

February 26, 2020

<b>Code</b>	<b>Description</b>
49BVD	SWITCH, BATTERY Shut-Off, 300A Weather Resistant, In Battery Compartment
49BVG	MIRROR, CROSS VIEW, EXTERIOR {Mirror Lite High Definition Busboy} for Left & Right Side; Black, Heated
49BYN	LIGHTS, DOME {Sound Off/OptiLuxx} (10) LED, Rectangular Recessed Type, Mounted in Light Bar
49BYT	LIGHTS, STOP (2) {Sound Off/OptiLuxx} and Tail; 7" Round LED, Red
49BYY	LIGHTS, DIRECTIONAL, FRONT {Sound Off/OptiLuxx} with Park, 7" Round Amber LED, on Front Cowl
49BYZ	LIGHTS, DIRECTIONAL, REAR (2) {Sound Off/OptiLuxx} LED, 7" Round Amber
49BZC	LIGHT, LIFT DOOR, INTERIOR {Sound Off/OptiLuxx} Above Lift Door, Rectangular LED, with Door Operated Switch
49BZG	LIGHTS, BACK UP (2) {Sound Off/OptiLuxx} LED, 7" Round Clear
49BZU	RADIO, ENTERTAINMENT {Custom Radio} AM/FM Stereo/USB Input, Includes Antenna and Cable, with Public Address System
49CKS	FUEL FILLER PIPE Low Profile Neck Cap and Vent Hosing, for Use with Left Side Fill for Between the Rail Fuel Tanks, for Above the Floor Fuel Fill, for 25 GPM Fill Rate Only
49DDC	LIGHTS, CLUSTER {Truck Lite 07045A & 07045R} LED; Amber Front and Red Rear
49EAX	LIGHTS, DIRECTIONAL, SIDE (4) {Sound Off/OptiLuxx} Rectangular LED Armored, 2 Each Side First Section Aft Entrance Door & Forward Rear Wheel Pocket
49EGC	MIRROR, INSIDE 6" x 30", Clear Safety Glass, Metal Back, Round Corners
49EJC	MIRROR, REAR VIEW, EXTERIOR {Rosco} 7" x 6" Lower Section, Breakaway Bracket, Motorized Head, Heated, Black
49ENK	VISOR, INTERIOR, LEFT FRONT 6" x 30", Transparent, For Left Windshield
49ENW	VISOR, INTERIOR, DRIVER LEFT 6" x 30", For Drivers Window
49EPY	CUTTER, SEAT BELT (2) {TIE TECH Safecut} for Cutting Seat Belts
49ETZ	KIT, FIRST AID 24 UNIT, Colorado
49EVL	SWITCH, NOISE SUPPRESSION Actuator Legend States, "NOISE SUPP ", for Separate Solenoid, with Red Switch in Panel
49EZC	CUTTER, SEAT BELT, LOCATION (2) Centered on Inside of Driver Compartment Lid
49GBC	KIT, BODY FLUID Mississippi, New Mexico, Alabama, North Dakota, Oklahoma, Pennsylvania, Wisconsin, California, Colorado, Hawaii, Illinois, New York, Rhode Island, Wyoming, Vermont, Maine, Louisiana, Massachusetts, Michigan, New Jersey, Arkansas, Kansas
49GBV	WINDSHIELD WIPERS (2) Cowl Mounted <u>Includes</u> : WINDSHIELD WIPERS CONTROL Single Motor, Overlapping Wipe Pattern
49GCD	LOCATION, BODY FLUID KIT Located in Drivers Area
49GCH	LOCATION, FIRST AID KIT Right Side Front Bulkhead with Screws
49GDG	PADDING COMPART ABOVE DRIVER Window; Safety Equipment Compartment, with Cutout for Dome Light
49GDS	COMPARTMENT ABOVE DRIVER Left of the Driver <u>Includes</u> : COMPARTMENT ABOVE DRIVER Compartment Size: 39" x 10" x 10" : HINGES Piano Type
49GGE	FIRE EXTINGUISHER, DRIVER AREA 5 lb 2A-40BC Minimum with Flexible Hose and Metal Nozzle

**Vehicle Specifications**  
**2020 INTEGRATED CE S BUS (PB105)**

February 26, 2020

<b><u>Code</u></b>	<b><u>Description</u></b>
49GGW	FIRE BLANKET Deist, in Storage Container, 1st Bow Section From Rear
49GHL	REFLECTORS, SIDE, INTERMEDIATE (2) Amber, 4", Adhesive Back
49GHN	REFLECTORS, REAR (2) 3", Red, Adhesive Back
49GHR	REFLECTORS, SIDE, REAR (2) 3", Red, Adhesive Back
49GHV	REFLECTORS, SIDE, FRONT (2) 3", Amber; Adhesive Back, 1 Aft Drivers Window Left, 1 Aft Entrance Door Right
49GKL	SAFETY TRIANGLES 1 Kit; Warning Reflectors, Mounted on Floor Between Driver Seat and Drivers Crash Barrier/Stanchion
49GMM	INTERLOCK, LIFT for FMVSS Wheel Chair Interlock Requirements; Key Off, Lift Door Must be Open before Lift can be Activated, w/ Key in "On or Accessory" Position, Park Brake Must be Applied, Transmission in Neutral, Lift Door Must be Open Before Lift Can be Activated, w/ Automatic or Precision Transmissions
49GNJ	FUEL FILLER DOOR with Locking Latch
49GPH	STORAGE COMPARTMENT, BELTS (3) for Sure Lok Wheelchair Belts, Mounted to Wall
49GUH	CERTIFICATE HOLDER (1) 9.375" x 6"; with Transparent Cover
49GUK	FENDERS, RUBBER, REAR (2)
49GVA	MUD FLAPS, FRONT WHEELS (2) Anti-Sail and Anti-Spray
49GVC	MUD FLAPS, REAR WHEELS (2) Rubber
49GWW	WINDSHIELD WASHER Kit; 6 Quart Capacity, Bottle
	<u>Includes</u> : WINDSHIELD WASHER ELECTRICAL CONNECTIONS Sealed and Locking Type
49HES	MIRROR, BRACE, EXTERIOR Telescoping for Breakaway Bracket
49HGC	TRACK, FLOOR LENGTHS 251"-300", with Full Shoulder Track
49JBG	TRACK, TYPE (BRAND) {OMNI L Track}
49JBU	LIGHT, ENTRY DOOR {Sound Off/OptiLuxx} LED; 4" Oval; Light Mounted in Skirt Behind Entrance Door, Wired To Step Light
49JBV	LIGHT, LICENSE PLATE {Sound Off/OptiLuxx} LED, with Mounting Gasket
49JBW	LIGHT, STEP {Sound Off/OptiLuxx} 4" Round LED, White, Wired to Clearance Lights, Operated by Entrance Door
49JBY	LIGHTS, MARKER, FRONT, REAR {Sound Off/OptiLuxx} (4) Total, Slim-Line Armored LED, (2) Amber Front and (2) Red Rear
49JCC	TIE DOWN, WHEELCHAIR {Sure-Lok AL812S-4C-7} Titan System, (03) Forward Facing, 50" Floor Space Front To Rear Required, Tie Down Only
49JCX	INSPECTION PLATE Fuel Sending Unit 11.4" x 8" Steel
49MSZ	EXTRA WIRING Power Connection in Electrical Panel; Four Positions Fused at 20 Amps Each; (2) Battery and (2) Accessory
49MZV	LATCH, COMPARTMENT Locking, for Overhead Storage Compartment
49NAB	LIFT, WHEELCHAIR {Braun Model NCL1000FIB3451 Gen 2} Power Pack Mounted Forward of Lift
49NAL	LIGHTS, DOME, DRIVER (3) {Sound Off/OptiLuxx} Rectangular LED, Mounted Left & Right in Ceiling and in Light Bar Left of Driver; Activated with Separate Switch

**Vehicle Specifications**  
**2020 INTEGRATED CE S BUS (PB105)**

**February 26, 2020**

<b>Code</b>	<b>Description</b>
49NGJ	LIGHTS, WARNING (8) {Sound Off/OptiLuxx} (4) 7" Round Red Strobing LED and (4) 7" Round Amber Strobing LED, 2 Front, 2 Rear Each Color
49UAG	STATE OF OPERATION Colorado
49ZNE	LIGHTS, MARKER, SIDE {Sound Off/OptiLuxx} Slim-Line Armored, LED, Intermediate, Centered; Required for Units 30 Foot or Longer
49ZNG	LIGHTS, STOP & TAIL ADDITIONAL (2) {Sound Off/OptiLuxx} 4" Round LED, Red, with Flange
7752528102	(4) TIRE, REAR 255/70R22.5 Load Range H G622 RSD (GOODYEAR), 561 rev/mile, 75 MPH, Drive
7752528132	(2) TIRE, FRONT 255/70R22.5 Load Range H ENDURANCE RSA (GOODYEAR), 566 rev/mile, 81 MPH, All-Position
OBD001	BODY PLAN, SPECIAL NEEDS waiting on revised drawing to show no track seating in 1st 3 rows

**Services Section:**

40126	WARRANTY Standard for CE, RE, BE School Bus Models, Effective with Vehicles Built March 1, 2017 or Later, CTS-3304H
49GVN	WARRANTY 5-Year, Limited
	CDE INSPECTION
	Spheros AC front and rear air, drivers cool vent, with rooftop condensers
	Rosco Back up Camera
	247 4- camera student cameras
	On Spot Drop down Chains
	Telma Retarder

**Financial Summary**  
**2020 INTEGRATED CE S BUS (PB105)**

February 26, 2020

<u>Description</u>	<u>(US DOLLAR)</u>	<u>Price</u>
Factory List Prices:		
Product Items	\$220,991.00	
Service Items	\$0.00	
Total Factory List Price Including Options:		\$220,991.00
Total Goods Purchased:		\$30,149.00
PDI, TEMP TAGS, FUEL	\$500.00	
Total Preparation And Delivery:		\$500.00
Freight	\$1,200.00	
Total Freight:		\$1,200.00
Total Factory List Price Including Freight:		\$252,840.00
Less Customer Allowance:		(\$124,915.61)
Total Vehicle Price:		\$127,924.39
Total Sale Price:		\$127,924.39
Total Per Vehicle Sales Price:		\$127,924.39
Net Sales Price:		\$127,924.39

Please feel free to contact me regarding these specifications should your interests or needs change. I am confident you will be pleased with the quality and service of an IC Corporation vehicle.

**Approved by Seller:**

**Accepted by Purchaser:**

\_\_\_\_\_  
**Official Title and Date**

\_\_\_\_\_  
**Firm or Business Name**

\_\_\_\_\_  
**Authorized Signature**

\_\_\_\_\_  
**Authorized Signature and Date**

**This proposal is not binding upon the seller without Seller's Authorized Signature**

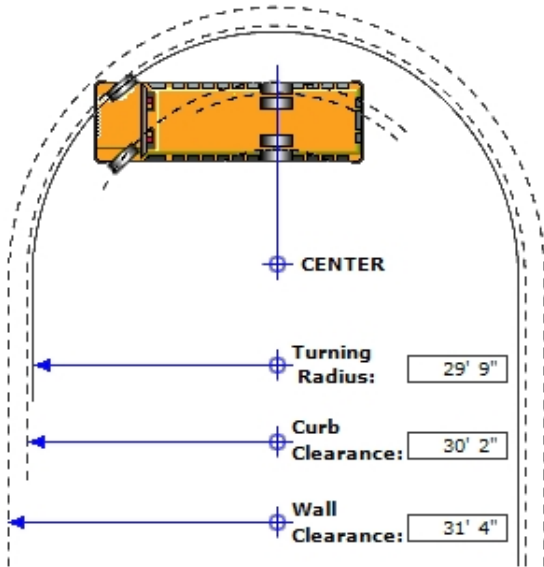
\_\_\_\_\_  
**Official Title and Date**

**The TOPS FET calculation is an estimate for reference purposes only. The seller or retailer is responsible for calculating and reporting/paying appropriate FET to the IRS.**

**The limited warranties applicable to the vehicles described herein are Navistar, Inc.'s standard printed warranties which are incorporated herein by reference and to which you have been provided a copy and hereby agree to their terms and conditions.**

**Turning Radius Summary**  
**2020 INTEGRATED CE S BUS (PB105)**

February 26, 2020



Series: INGB  
 Model: PB105  
 Description: INTEGRATED CE S BUS  
 Model Year: 2020

**Calculation Factors**

Wheelbase: 217  
 Front Axle: 0002AGM  
 Description: AXLE, FRONT NON-DRIVING, {Dana Spicer E-1002I} I-Beam Type, 10,000-lb Capacity  
 Front Wheel: 0027DUW  
 Description: WHEELS, FRONT, {Accuride 51408} DISC; 22.5x8.25 Rims, Powder Coat Steel, 2-Hand Hole, 10-Stud, 285.75mm BC, Hub-Piloted, Flanged Nut, with Steel Hubs  
 Front Tire: 07752528132  
 Description: TIRES, 255/70R22.5 Load Range H ENDURANCE RSA (GOODYEAR), 566 rev/mile, 81 MPH, All-Position  
 Steering Gear: 0005PSA  
 Description: STEERING GEAR, {Sheppard M100} Power

**Turning Radius Statistics**

General Information

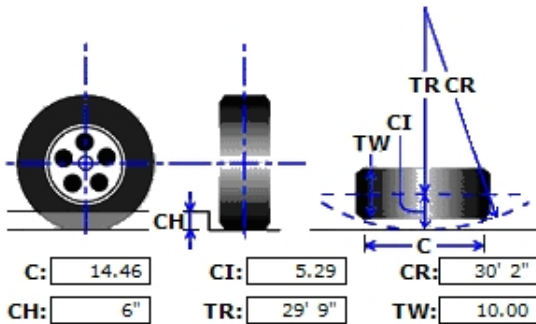
Inside Turn Angle: 50 Degrees  
 Radial Overhang: 19

Axle Information

KingPin Inclination: 5.5 Degrees  
 KingPin Center: 69

**Turning Radius - Curb View**

C - Curb Contact Length: 14.46  
 CI - Curb Clearance Increment: 5.29  
 CR - Curb Clearance Radius: 30'2"  
 CH - Curb Height: 6"  
 TR - Turning Radius: 29'9"  
 TW - Tire Width: 10.00



\* All Measurements are in inches, unless otherwise specified.

This information is based on engineering information available at this time. Actual figures may vary. Navistar, Inc. cannot accept liability for consequences due to this variance.



**The Center**  
Early Childhood Programs  
Lake County School District R-1

315 West 6<sup>th</sup> Street  
Leadville, CO 80461

Phone 719 486-6920  
Fax 719 486-9992

*Head Start, Colorado Preschool & Kindergarten Program, Tuition-Based Preschool and School Age Programs, Services for Children with Special Needs*

March 3, 2020

Office of Head Start  
Office of Grants Management, Region VIII  
999 18<sup>th</sup> St, Ste 499  
Denver, Co 80202

RE: Grantee 08CH1096

To Whom It May Concern:

The Policy Council for Lake County School District R-1, Grantee 08CH0196, met for our regular monthly meeting on March 3, 2020 to review and approve the Supplemental Grant Application for Health and Safety, for which the Policy Council was involved with the development thereof. A quorum was present and approved the application for funding at this meeting.

Sincerely,

Karen Brungardt  
Policy Council Chairperson

**RESOLUTION NO. 20-17**

**BE IT RESOLVED THAT**, the Board of Education of Lake County School District R-1 authorizes Paul Anderson, CFO, to sign land purchase documents related to the acquisition of 220 West 12<sup>th</sup> Street in Leadville, CO.

---

Ellie Solomon, Secretary

---

Eudelia Contreras, President

Dated: March 24, 2020



## Class Size/Staffing Info

This information is to support the Board's conversation about class sizes and staffing.

### Resources

#### Class Size Policies Examples

*These are some examples of how different districts have set policies regarding class sizes. The large majority of districts do not have a policy on this. (See below for policies)*

East Grand  
Garfield 16  
Park  
Salida

#### Current Staffing Costs

- Cost of a principal in the district including total compensation package

<b>SALARY</b>	<b>PERA</b>	<b>MEDI</b>	<b>HEALTH</b>	<b>TOTAL</b>
\$75,705	\$15,444	\$1,098	\$12,688	\$104,935
\$78,000	\$15,912	\$1,131	\$12,688	\$107,731
\$88,634	\$18,081	\$1,285	\$12,688	\$120,688
<b>Average Principal</b>				<b>\$111,118</b>

- Cost of an academic dean in the district including total compensation package

<b>SALARY</b>	<b>PERA</b>	<b>MEDI</b>	<b>HEALTH</b>	<b>TOTAL</b>
\$45,581	\$9,299	\$661	\$12,688	\$66,228
\$53,369	\$10,887	\$774	\$12,688	\$77,719
\$54,810	\$11,181	\$795	\$12,688	\$79,474
\$54,879	\$11,195	\$796	\$12,688	\$79,558
\$61,370	\$12,519	\$890	\$12,688	\$87,467

**Average Academic Dean****\$78,089**

- Cost of an average teacher in the district including total compensation package

	<b>SALARY</b>	<b>PERA</b>	<b>MEDI</b>	<b>HEALTH</b>	<b>TOTAL</b>
WPE	\$42,624	\$8,695	\$618	\$12,688	\$64,625
LCIS	\$42,333	\$8,636	\$614	\$12,688	\$64,271
LCHS	\$44,806	\$9,140	\$650	\$12,688	\$67,284

**Average Teacher District Wide****\$65,393**

- Cost of a para in the district including total compensation package

	<b>SALARY</b>	<b>PERA</b>	<b>MEDI</b>	<b>HEALTH</b>	<b>TOTAL</b>
WPE	\$22,018	\$4,492	\$319	\$12,688	\$39,517
LCIS	\$22,476	\$4,585	\$326	\$12,688	\$40,075
LCHS	\$22,659	\$4,622	\$329	\$12,688	\$40,298

**Average Para District Wide****\$39,963**

- Cost of an instructor (Bonnie, Rachel Ayers, Kim Osborn, Michelle Cox) in the district including total compensation package

	<b>SALARY</b>	<b>PERA</b>	<b>MEDI</b>	<b>HEALTH</b>	<b>TOTAL</b>
	\$28,148	\$5,742	\$408	\$12,688	\$46,986
	\$29,000	\$5,916	\$421	\$12,688	\$48,025
	\$30,312	\$6,184	\$440	\$12,688	\$49,624

**Average Instructor****\$48,212**

· Cost of an ELD instructor (Crystal Euceda, Analee) in the district including total compensation package

<b>SALARY</b>	<b>PERA</b>	<b>MEDI</b>	<b>HEALTH</b>	<b>TOTAL</b>
\$26,000	\$5,304	\$377	\$12,688	\$44,369
\$26,500	\$5,406	\$384	\$12,688	\$44,978
<b>Average ELD Instructor</b>				<b>\$44,674</b>

**Current Class Sizes (2019-20 School Year)**

<b>Grade</b>	<b>Total Students</b>	<b>Class Size</b>
Kindergarten	72	24
1st	77	25 or 26
2nd	64	21 or 22
3rd	68	22 or 23
4th	70	23 or 24
5th	66	22
6th	81	27
7th	90	Please see High School Class Sizes Document (link below)
8th	85	Please see High School Class Sizes Document (link below)
9th	80	Please see High School Class Sizes Document (link below)
10th	67	Please see High School Class Sizes Document (link below)
11th	63	Please see High School Class Sizes

		Document (link below)
12th	114	<p>Please see High School Class Sizes Document (link below)</p> <p>This number is artificially high as it includes approximately 30 students who are in the Early College Program and take their classes at CMC.</p> <p>Several other upper class students in 11th and 12th grade are also taking classes at CMC, which lowers our class sizes in 11th and 12 grades. Over 100 students took classes at CMC during the first semester.</p>

[High School Class Sizes](#)  
[LCHS Master Schedule](#)

**Some ideas for ways to make smaller class sizes**

1. Some districts will run split level classes to even out class sizes. For instance they will have a first/second grade classroom or a third/fourth grade classroom.
2. High school classes (9th-12th) that are smaller could be combined freeing up a high school teacher to pick up a 7th, 8th or 9th grade class.
3. **Cut the extra time that teachers do not have in front of students.** Currently we have two times during the day when teachers are not in front of students:

1-teachers' plan time; this is 45 minutes a day that is guaranteed to be teacher directed and is in the master agreement with teachers.

2-45 minutes a day that are used for school and district purposes, e.g. data meetings, professional learning communities, feedback meetings, joint planning, meetings for multi-tiered systems of support. This time came out a scheduling process the district and the high school conducted together when teachers said they needed more time not in front of students.

If you cut this time, you could basically solve any class size problems at the high school and we could probably cut 1-2 positions at the k-6 level.

4. Cut Academic or Behavior Deans

**Behavior Deans** have been put in place as part of our turnaround strategies that we learned from the CDE Turnaround Network and the Relay Graduate School of Education. Support

behavior in the buildings so that principals can lead instructional efforts and teachers can teach without having to deal with behavior issues.

\*This position is currently grant funded at LCIS and will come out of the general fund next year.

**Academic Deans** have been put in place as part of our turnaround strategies that we learned from the CDE Turnaround Network and the Relay Graduate School of Education. The strategies that they support are:

Feedback Meetings - Not only is this a turnaround strategy, it also came out of teachers' desire to have an evaluator who better understood their classroom practices when the new, extensive and comprehensive teacher evaluation was required by the state.

Data Meetings - This is a time when we look at students specific data and plan instruction.

PLCs - Time when teachers plan together with support to ensure classroom instruction is aligned to grade level standards.

Professional Development - Time for teachers to learn about new practices.

**Special Education Deans** are two positions (k-6 and 7-12) that support special education practices. These are funded by a grant from CDE and these positions will end at the end of the 2020-21 school year.

5. Cut the budget even closer, right now we generally have about 1-3% of the budget that is available as we transition from one year to the next. Oftentimes these funds are still committed to something else in the budget they will just be spent in the next year.

There are also always additional costs to factor in when you add a teacher to a grade level, but those are hard to specify to know what they will be without know what grade level, subject area or building we are adding a teacher for. These items could include the cost:

- for running an extra classroom (custodial, maintenance, etc.) this is fairly small unless you add several extra classrooms
- Curriculum and materials could range from \$5,000 to 20,000 or so.
- Potentially more tech, depending on the grade level

### School Building Ratio Guidelines for Staffing

East Grand School's administration has the responsibility and flexibility, within the staffing ratio guidelines, to develop annually a staffing profile for the school buildings. Considerations for staffing may include, but not be limited to, available funding and facilities, combinations of grade levels, variable class sizes based upon student populations and different age levels. The staffing profiles shall be used in establishing the annual district budget and be based on projected enrollment for the budget year.

- I. East Grand Schools' buildings with more than one class per grade level will be staffed according to the following ratio guidelines:

Elementary Classrooms grades K-3	17:1, max of 20*
Elementary Classrooms grades 4-5	20:1, max of 25*
Middle School Staffing	18:1
High School Staffing	18:1

\*Note: The maximums are per classroom and shall not be exceeded unless the creation of an additional class would cause a class to have fewer than 16 students.

- II. East Grand Schools' buildings with one class per grade level will be staffed according to the following policy:

Elementary Classrooms grades K-3	min of 10, max of 20
Elementary Classrooms grades 4-5	min of 10, max of 25

If a class falls below the above minimums, combination grade classes may be considered up to the maximum class size for the younger of the two grades.

- III. Secondary classes shall have a minimum class size of 10 at initial registration for the class to be offered.
- IV. Designated small attendance center is defined as a school with one class per grade level. Grand Lake Elementary is a designated small attendance center. Open enrollment applications will not be approved if the single class enrollment will fall below 15 students, causing an undesirable condition for the school and district.

## **Class Size**

The Board is aware that class size has bearing upon effective teaching. It therefore directs the superintendent to work with principals in establishing a reasonable and equitable class enrollment for each teacher.

The Board understands that achieving this goal is dependent upon financial ability of the district. In determining the size of various classes, the administration shall consider the following factors:

1. The type of load which will help the teacher be most effective with the students in the class.
2. The experience of the teacher and familiarity with district programs and policies.
3. Required preparation and correction time for the particular class.
4. Physical makeup of the classroom and its equipment to insure the safety of the students and teacher.

The Board shall periodically review the size of various classes and make a determination as to the appropriateness of such size.

Adopted: May 28, 1985

Revised: August 23, 1988

Revised: December 8, 1992

Revised: August 23, 1994

Re-Adopted: October 14, 2003

CROSS REF.: GCM, Professional Staff Work Load

**PARK COUNTY SCHOOL DISTRICT #6  
BOARD OF EDUCATION POLICY**

**CODE: IIB**

**CLASS SIZE**

The Board of Education will strive to maintain the class size that it deems appropriate for the effective instruction of pupils in accordance with financial realities. The Board of Education recognizes that greater direct teacher contact with pupils is a positive aspect toward the educational growth of children. The Board of Education also recognizes that classes can be too small to be effective and even to promote a high level of educational growth. Smaller class sizes also require a larger faculty with larger related instructional costs. The Board of Education will seek to strike a balance in class size with its ability to finance a higher level of instructional expenditures.

Each principal will plan and monitor the class size to ensure that the number of students is neither too large nor too small for effective instruction and efficient use of personnel.

Adopted: 1/20/98  
Revised: 1/16/07



## **Class Size**

The District and the Association acknowledge that proper class size is a function of many factors, including course objectives, subject matter, teaching process, scheduling patterns and style of educational activity. Further, every effort will be made to adjust class size to allow individual attention to each student when that is the required mode of instruction.

### **Class Size Philosophy:**

K-4 20-25 students

5-8 25-30 students

### **High School:**

Unless a class is required for college admission, no class with an enrollment of ten or fewer will be scheduled.

Except in special cases (Choir, Band, etc.), the maximum class size will be held to 35 students.

Effort will be made to hold the class ratio on the high school level to 25 to 1.

Adopted: June 6, 2017

## **ACCOUNT REFERENCE SHEET BY OBJECT**

01's	All salaries
02's	Health, dental, life, vision insurances, PERA and Medicare benefits
03's	Legal, audit and consulting services
04's	Disposal, snow removal and repairs and maintenance services
05's	Student transportation, all insurances, telephone, postage, advertising, printing and binding, tuition, and travel and registration
06's	General supplies, natural gas and heating expenses, fuel, food, books and periodicals
07's	Equipment
08's	Dues and fees, interest and indirect costs, reserves
52-58	Transfers, allocations and leases

For 02/01/20 - 02/29/20

Expenditure Summary Report

FJEXS01A

Periods 08 - 08

MONTHLY BUDGET STATUS REPORT

BUDGET STATUS(Copy)

<u>Account No/Description</u>	<u>Adjusted Budget</u>	<u>Y-T-D Encumb</u>	<u>Period Expended</u>	<u>Y-T-D Expended</u>	<u>Available Balance</u>	<u>Percent Used</u>
<b>10 GENERAL FUND</b>						
01 SALARIES	6,005,147.00	.00	499,589.63	3,903,965.94	2,101,181.06	65.01
02 BENEFITS	2,367,215.00	.00	187,087.02	1,475,824.07	891,390.93	62.34
03 PROF/TECH SERVICES	649,270.00	5,878.86	65,270.68	506,217.00	137,174.14	78.87
04 PURCHASED SERVICES	127,600.00	2,323.38	8,976.37	99,332.79	25,943.83	79.67
05 OTHER SERVICES	922,950.00	321.61	57,482.06	549,524.72	373,103.67	59.57
06 SUPPLIES	775,702.00	39,766.77	73,124.45	483,624.18	252,311.05	67.47
07 EQUIPMENT	29,100.00	.00	1,060.42	22,022.80	7,077.20	75.68
08 OTHER OBJECTS	2,587,024.00	.00	725.78	19,815.01	2,567,208.99	.77
52	.00	.00	22,916.66	584,166.62	-584,166.62	.00
58	.00	.00	26,949.70	219,887.20	-219,887.20	.00
10 GENERAL FUND	13,464,008.00	48,290.62	943,182.77	7,864,380.33	5,551,337.05	58.77
<b>19 COLO. PRESCHOOL PROGRAM</b>						
01 SALARIES	212,500.00	.00	18,740.64	132,754.18	79,745.82	62.47
02 BENEFITS	88,290.00	.00	7,251.02	53,724.14	34,565.86	60.85
04 PURCHASED SERVICES	6,500.00	.00	362.84	3,579.46	2,920.54	55.07
05 OTHER SERVICES	1,000.00	.00	1,076.52	1,142.32	-142.32	114.23
06 SUPPLIES	20,000.00	454.55	-34.67	18,181.86	1,363.59	93.18
08 OTHER OBJECTS	6,039.00	.00	.00	.00	6,039.00	.00
19 COLO. PRESCHOOL PROGRAM	334,329.00	454.55	27,396.35	209,381.96	124,492.49	62.76
<b>21 FOOD SERVICE FUND</b>						
01 SALARIES	299,925.00	.00	29,955.47	201,356.62	98,568.38	67.14
02 BENEFITS	116,967.00	.00	13,882.87	89,294.13	27,672.87	76.34
05 OTHER SERVICES	2,500.00	.00	59.45	571.51	1,928.49	22.86
06 SUPPLIES	306,500.00	2,316.00	38,425.41	201,872.14	102,311.86	66.62
21 FOOD SERVICE FUND	725,892.00	2,316.00	82,323.20	493,094.40	230,481.60	68.25
<b>22 DESIGNATED PURPOSE GRANTS</b>						
01 SALARIES	1,447,796.00	.00	106,083.24	772,152.46	675,643.54	53.33
02 BENEFITS	498,300.00	.00	38,008.61	265,818.18	232,481.82	53.35
03 PROF/TECH SERVICES	546,582.00	8,570.00	51,344.97	280,155.93	257,856.07	52.82
05 OTHER SERVICES	86,298.00	12,173.64	3,401.29	52,048.92	22,075.44	74.42
06 SUPPLIES	96,344.00	6,174.46	4,018.53	49,427.42	40,742.12	57.71
08 OTHER OBJECTS	363,049.00	.00	889.49	1,743.09	361,305.91	.48
22 DESIGNATED PURPOSE GRANTS	3,038,369.00	26,918.10	203,746.13	1,421,346.00	1,590,104.90	47.67
<b>23 ATHLETIC/ACTIVITY FUND</b>						
08 OTHER OBJECTS	275,000.00	.00	.00	.00	275,000.00	.00
23 ATHLETIC/ACTIVITY FUND	275,000.00	.00	.00	.00	275,000.00	.00
<b>26 THE CENTER - CHILD CARE</b>						
01 SALARIES	101,431.00	.00	9,767.44	73,079.27	28,351.73	72.05
02 BENEFITS	39,468.00	.00	3,401.51	26,362.03	13,105.97	66.79
03 PROF/TECH SERVICES	8,500.00	.00	705.75	4,940.25	3,559.75	58.12
06 SUPPLIES	21,698.00	129.87	620.96	17,855.93	3,712.20	82.89

For 02/01/20 - 02/29/20

Expenditure Summary Report

FJEXS01A

Periods 08 - 08

MONTHLY BUDGET STATUS REPORT

BUDGET STATUS(Copy)

<u>Account No/Description</u>	<u>Adjusted Budget</u>	<u>Y-T-D Encumb</u>	<u>Period Expended</u>	<u>Y-T-D Expended</u>	<u>Available Balance</u>	<u>Percent Used</u>
26 THE CENTER - CHILD CARE						
08 OTHER OBJECTS	49,822.00	.00	314.39	2,717.51	47,104.49	5.45
26 THE CENTER - CHILD CARE	220,919.00	129.87	14,810.05	124,954.99	95,834.14	56.62
27 HEAD START PROGRAM						
01 SALARIES	400,298.00	.00	34,713.29	273,349.41	126,948.59	68.29
02 BENEFITS	167,109.00	.00	13,198.96	105,422.09	61,686.91	63.09
03 PROF/TECH SERVICES	18,276.00	.00	717.13	15,950.42	2,325.58	87.28
05 OTHER SERVICES	8,750.00	.00	1,134.03	3,518.88	5,231.12	40.22
06 SUPPLIES	17,141.00	1,023.22	1,090.16	11,581.41	4,536.37	73.53
08 OTHER OBJECTS	153,511.00	.00	.00	8,667.32	144,843.68	5.65
27 HEAD START PROGRAM	765,085.00	1,023.22	50,853.57	418,489.53	345,572.25	54.83
43 CAPITAL PROJECTS FUND						
03 PROF/TECH SERVICES	489,770.00	.00	30,067.15	323,629.42	166,140.58	66.08
07 EQUIPMENT	482,036.00	113,127.93	2,042.26	274,051.27	94,856.80	80.32
08 OTHER OBJECTS	254,366.00	.00	.00	.00	254,366.00	.00
43 CAPITAL PROJECTS FUND	1,226,172.00	113,127.93	32,109.41	597,680.69	515,363.38	57.97
64 HEALTH INSURANCE RESERVE						
05 OTHER SERVICES	1,871,757.00	.00	147,380.52	1,254,220.57	617,536.43	67.01
08 OTHER OBJECTS	52,317.00	.00	.00	.00	52,317.00	.00
64 HEALTH INSURANCE RESERVE	1,924,074.00	.00	147,380.52	1,254,220.57	669,853.43	65.19

FINANCIAL REPORT AS OF 1/31/20									
GENERAL FUND									
EXPENDITURES					REVENUE				
	BUDGET AMOUNT	YTD ACTIVITY	BUDGET BALANCE	BUDGET %		BUDGET AMOUNT	YTD ACTIVITY	BUDGET BALANCE	BUDGET %
Jul-2019	\$ 13,948,055.00	\$ 1,495,596.09	\$ 12,452,458.91	10.72%	Jul-2019	\$ 13,948,055.00	\$ 481,568.72	\$ 13,466,486.28	3.45%
Aug-2019	\$ 13,948,055.00	\$ 2,331,956.43	\$ 11,616,098.57	16.72%	Aug-2019	\$ 13,948,055.00	\$ 1,368,941.55	\$ 12,579,113.45	9.81%
Sept-2019	\$ 13,948,055.00	\$ 3,222,923.51	\$ 10,725,131.49	23.11%	Sept-2019	\$ 13,948,055.00	\$ 1,726,989.10	\$ 12,221,065.90	12.38%
Oct-2019	\$ 13,948,055.00	\$ 4,128,277.93	\$ 9,819,777.07	29.60%	Oct-2019	\$ 13,948,055.00	\$ 2,064,782.74	\$ 11,883,272.26	14.80%
Nov-2019	\$ 13,948,055.00	\$ 5,033,346.06	\$ 8,914,708.94	36.09%	Nov-2019	\$ 13,948,055.00	\$ 2,426,941.06	\$ 11,521,113.94	17.40%
Dec-2019	\$ 13,948,055.00	\$ 5,921,882.84	\$ 8,026,172.16	42.46%	Dec-2019	\$ 13,948,055.00	\$ 2,646,849.33	\$ 11,301,205.67	18.98%
Jan-2020	\$ 14,199,008.00	\$ 6,963,495.65	\$ 7,235,512.35	49.04%	Jan-2020	\$ 14,199,008.00	\$ 2,891,755.96	\$ 11,307,252.04	20.37%
Feb-2020	\$ 13,464,008.00	\$ 7,912,670.95	\$ 5,551,337.05	58.77%	Feb-2020	\$ 13,464,008.00	\$ 3,499,016.26	\$ 9,964,991.74	25.99%
Mar-2020			\$ -	#DIV/0!	Mar-2020		\$ -	\$ -	#DIV/0!
Apr-2020			\$ -	#DIV/0!	Apr-2020		\$ -	\$ -	#DIV/0!
May-2020			\$ -	#DIV/0!	May-2020		\$ -	\$ -	#DIV/0!
Jun-2020			\$ -	#DIV/0!	Jun-2020		\$ -	\$ -	#DIV/0!
CPP FUND									
EXPENDITURES					REVENUE				
	BUDGET AMOUNT	YTD ACTIVITY	BUDGET BALANCE	BUDGET %		BUDGET AMOUNT	YTD ACTIVITY	BUDGET BALANCE	BUDGET %
Jul-2019	\$ 386,734.00	\$ 21,115.49	\$ 365,618.51	5.46%	Jul-2019	\$ 386,734.00	\$ 27,562.50	\$ 359,171.50	7.13%
Aug-2019	\$ 386,734.00	\$ 45,380.31	\$ 341,353.69	11.73%	Aug-2019	\$ 386,734.00	\$ 56,487.14	\$ 330,246.86	14.61%
Sept-2019	\$ 388,097.00	\$ 68,720.99	\$ 319,376.01	17.71%	Sept-2019	\$ 388,097.00	\$ 84,049.64	\$ 304,047.36	21.66%
Oct-2019	\$ 388,097.00	\$ 94,048.11	\$ 294,048.89	24.23%	Oct-2019	\$ 388,097.00	\$ 111,612.14	\$ 276,484.86	28.76%
Nov-2019	\$ 388,097.00	\$ 123,314.40	\$ 264,782.60	31.77%	Nov-2019	\$ 388,097.00	\$ 139,174.64	\$ 248,922.36	35.86%
Dec-2019	\$ 388,097.00	\$ 153,993.91	\$ 234,103.09	39.68%	Dec-2019	\$ 388,097.00	\$ 166,737.14	\$ 221,359.86	42.96%
Jan-2020	\$ 334,329.00	\$ 182,122.00	\$ 152,207.00	54.47%	Jan-2020	\$ 334,329.00	\$ 194,299.64	\$ 140,029.36	58.12%
Feb-2020	\$ 334,329.00	\$ 209,836.51	\$ 124,492.49	62.76%	Feb-2020	\$ 334,329.00	\$ 221,249.34	\$ 113,079.66	66.18%
Mar-2020			\$ -	#DIV/0!	Mar-2020		\$ -	\$ -	#DIV/0!
Apr-2020			\$ -	#DIV/0!	Apr-2020		\$ -	\$ -	#DIV/0!
May-2020			\$ -	#DIV/0!	May-2020		\$ -	\$ -	#DIV/0!
Jun-2020			\$ -	#DIV/0!	Jun-2020		\$ -	\$ -	#DIV/0!
FOOD SERVICE FUND									
EXPENDITURES					REVENUE				
	BUDGET AMOUNT	YTD ACTIVITY	BUDGET BALANCE	BUDGET %		BUDGET AMOUNT	YTD ACTIVITY	BUDGET BALANCE	BUDGET %
Jul-2019	\$ 722,345.00	\$ 20,363.05	\$ 701,981.95	2.82%	Jul-2019	\$ 722,345.00	\$ 5,959.70	\$ 716,385.30	0.83%
Aug-2019	\$ 722,345.00	\$ 46,245.00	\$ 676,100.00	6.40%	Aug-2019	\$ 722,345.00	\$ 17,719.47	\$ 704,625.53	2.45%
Sept-2019	\$ 722,345.00	\$ 116,570.23	\$ 605,774.77	16.14%	Sept-2019	\$ 722,345.00	\$ 62,216.34	\$ 660,128.66	8.61%
Oct-2019	\$ 722,345.00	\$ 195,818.46	\$ 526,526.54	27.11%	Oct-2019	\$ 722,345.00	\$ 101,894.86	\$ 620,450.14	14.11%
Nov-2019	\$ 722,345.00	\$ 282,409.90	\$ 439,935.10	39.10%	Nov-2019	\$ 722,345.00	\$ 239,382.27	\$ 482,962.73	33.14%
Dec-2019	\$ 722,345.00	\$ 355,401.27	\$ 366,943.73	49.20%	Dec-2019	\$ 722,345.00	\$ 297,660.85	\$ 424,684.15	41.21%
Jan-2020	\$ 725,892.00	\$ 413,593.41	\$ 312,298.59	56.98%	Jan-2020	\$ 725,892.00	\$ 335,825.20	\$ 390,066.80	46.26%
Feb-2020	\$ 725,892.00	\$ 495,410.40	\$ 230,481.60	68.25%	Feb-2020	\$ 725,892.00	\$ 436,802.63	\$ 289,089.37	60.17%
Mar-2020			\$ -	#DIV/0!	Mar-2020		\$ -	\$ -	#DIV/0!
Apr-2020			\$ -	#DIV/0!	Apr-2020		\$ -	\$ -	#DIV/0!
May-2020			\$ -	#DIV/0!	May-2020		\$ -	\$ -	#DIV/0!
Jun-2020			\$ -	#DIV/0!	Jun-2020		\$ -	\$ -	#DIV/0!
GRANT FUND									
EXPENDITURES					REVENUE				
	BUDGET AMOUNT	YTD ACTIVITY	BUDGET BALANCE	BUDGET %		BUDGET AMOUNT	YTD ACTIVITY	BUDGET BALANCE	BUDGET %
Jul-2019	\$ 2,530,263.00	\$ 189,425.41	\$ 2,340,837.59	7.49%	Jul-2019	\$ 2,530,263.00	\$ 716,616.63	\$ 1,813,646.37	28.32%
Aug-2019	\$ 2,834,653.00	\$ 355,672.66	\$ 2,478,980.34	12.55%	Aug-2019	\$ 2,834,653.00	\$ 975,716.13	\$ 1,858,936.87	34.42%
Sept-2019	\$ 2,834,653.00	\$ 546,522.78	\$ 2,288,130.22	19.28%	Sept-2019	\$ 2,834,653.00	\$ 1,061,055.13	\$ 1,773,597.87	37.43%
Oct-2019	\$ 2,834,653.00	\$ 704,992.06	\$ 2,129,660.94	24.87%	Oct-2019	\$ 2,834,653.00	\$ 1,392,409.40	\$ 1,442,243.60	49.12%
Nov-2019	\$ 2,834,653.00	\$ 896,996.07	\$ 1,937,656.93	31.64%	Nov-2019	\$ 2,834,653.00	\$ 1,552,388.90	\$ 1,282,264.10	54.76%
Dec-2019	\$ 2,834,653.00	\$ 1,067,888.56	\$ 1,766,764.44	37.67%	Dec-2019	\$ 2,834,653.00	\$ 1,869,909.90	\$ 964,743.10	65.97%
Jan-2020	\$ 3,038,369.00	\$ 1,243,702.83	\$ 1,794,666.17	40.93%	Jan-2020	\$ 3,038,369.00	\$ 1,998,705.90	\$ 1,039,663.10	65.78%
Feb-2020	\$ 3,038,369.00	\$ 1,448,264.10	\$ 1,590,104.90	47.67%	Feb-2020	\$ 3,038,369.00	\$ 2,031,705.90	\$ 1,006,663.10	66.87%
Mar-2020			\$ -	#DIV/0!	Mar-2020		\$ -	\$ -	#DIV/0!
Apr-2020			\$ -	#DIV/0!	Apr-2020		\$ -	\$ -	#DIV/0!
May-2020			\$ -	#DIV/0!	May-2020		\$ -	\$ -	#DIV/0!
Jun-2020			\$ -	#DIV/0!	Jun-2020		\$ -	\$ -	#DIV/0!
CENTER FUND									
EXPENDITURES					REVENUE				
	BUDGET AMOUNT	YTD ACTIVITY	BUDGET BALANCE	BUDGET %		BUDGET AMOUNT	YTD ACTIVITY	BUDGET BALANCE	BUDGET %
Jul-2019	\$ 241,681.00	\$ 8,849.42	\$ 232,831.58	3.66%	Jul-2019	\$ 241,681.00	\$ -	\$ 241,681.00	0.00%
Aug-2019	\$ 241,681.00	\$ 29,374.37	\$ 212,306.63	12.15%	Aug-2019	\$ 241,681.00	\$ -	\$ 241,681.00	0.00%
Sept-2019	\$ 241,681.00	\$ 44,089.64	\$ 197,591.36	18.24%	Sept-2019	\$ 241,681.00	\$ 9,274.27	\$ 232,406.73	3.84%
Oct-2019	\$ 241,681.00	\$ 60,085.03	\$ 181,595.97	24.86%	Oct-2019	\$ 241,681.00	\$ 18,727.09	\$ 222,953.91	7.75%
Nov-2019	\$ 241,681.00	\$ 76,419.47	\$ 165,261.53	31.62%	Nov-2019	\$ 241,681.00	\$ 26,659.99	\$ 215,021.01	11.03%
Dec-2019	\$ 241,681.00	\$ 94,144.27	\$ 147,536.73	38.95%	Dec-2019	\$ 241,681.00	\$ 27,791.99	\$ 213,889.01	11.50%
Jan-2020	\$ 220,919.00	\$ 110,275.19	\$ 110,643.81	49.92%	Jan-2020	\$ 220,919.00	\$ 37,676.37	\$ 183,242.63	17.05%
Feb-2020	\$ 220,919.00	\$ 125,084.86	\$ 95,834.14	56.62%	Feb-2020	\$ 220,919.00	\$ 86,682.13	\$ 134,236.87	39.24%
Mar-2020			\$ -	#DIV/0!	Mar-2020		\$ -	\$ -	#DIV/0!
Apr-2020			\$ -	#DIV/0!	Apr-2020		\$ -	\$ -	#DIV/0!
May-2020			\$ -	#DIV/0!	May-2020		\$ -	\$ -	#DIV/0!
Jun-2020			\$ -	#DIV/0!	Jun-2020		\$ -	\$ -	#DIV/0!

HEADSTART FUND									
EXPENDITURES					REVENUE				
	BUDGET AMOUNT	YTD ACTIVITY	BALANCE	%		BUDGET AMOUNT	YTD ACTIVITY	BALANCE	%
Jul-2019	\$ 765,085.00	\$ 46,234.52	\$ 718,850.48	6.04%	Jul-2019	\$ 765,085.00	\$ 43,524.00	\$ 721,561.00	5.69%
Aug-2019	\$ 765,085.00	\$ 103,334.74	\$ 661,750.26	13.51%	Aug-2019	\$ 765,085.00	\$ 84,579.00	\$ 680,506.00	11.05%
Sept.-2019	\$ 765,085.00	\$ 153,989.31	\$ 611,095.69	20.13%	Sept.-2019	\$ 765,085.00	\$ 142,433.16	\$ 622,651.84	18.62%
Oct-2019	\$ 765,085.00	\$ 206,641.65	\$ 558,443.35	27.01%	Oct-2019	\$ 765,085.00	\$ 198,622.16	\$ 566,462.84	25.96%
Nov-2019	\$ 765,085.00	\$ 262,834.86	\$ 502,250.14	34.35%	Nov-2019	\$ 765,085.00	\$ 256,222.32	\$ 508,862.68	33.49%
Dec-2019	\$ 765,085.00	\$ 316,795.02	\$ 448,289.98	41.41%	Dec-2019	\$ 765,085.00	\$ 307,832.40	\$ 457,252.60	40.24%
Jan-2020	\$ 765,085.00	\$ 367,876.64	\$ 397,208.36	48.08%	Jan-2020	\$ 765,085.00	\$ 362,635.40	\$ 402,449.60	47.40%
Feb-2020	\$ 765,085.00	\$ 419,512.75	\$ 345,572.25	54.83%	Feb-2020	\$ 765,085.00	\$ 405,982.32	\$ 359,102.68	53.06%
Mar-2020			\$ -	#DIV/0!	Mar-2020			\$ -	#DIV/0!
Apr-2020			\$ -	#DIV/0!	Apr-2020			\$ -	#DIV/0!
May-2020			\$ -	#DIV/0!	May-2020			\$ -	#DIV/0!
Jun-2020			\$ -	#DIV/0!	Jun-2020			\$ -	#DIV/0!
BOND FUND									
EXPENDITURES					REVENUE				
	BUDGET AMOUNT	YTD ACTIVITY	BALANCE	%		BUDGET AMOUNT	YTD ACTIVITY	BALANCE	%
Jul-2019	\$ 2,055,383.00	\$ -	\$ 2,055,383.00	0.00%	Jul-2019	\$ 2,055,383.00	\$ 5,337.98	\$ 2,050,045.02	0.26%
Aug-2019	\$ 2,055,383.00	\$ -	\$ 2,055,383.00	0.00%	Aug-2019	\$ 2,055,383.00	\$ 20,743.43	\$ 2,034,639.57	1.01%
Sept.-2019	\$ 2,055,383.00	\$ -	\$ 2,055,383.00	0.00%	Sept.-2019	\$ 2,055,383.00	\$ 27,228.95	\$ 2,028,154.05	1.32%
Oct-2019	\$ 2,055,383.00	\$ -	\$ 2,055,383.00	0.00%	Oct-2019	\$ 2,055,383.00	\$ 32,362.27	\$ 2,023,020.73	1.57%
Nov-2019	\$ 2,055,383.00	\$ 636,140.46	\$ 1,419,242.54	30.95%	Nov-2019	\$ 2,055,383.00	\$ 41,383.77	\$ 2,013,999.23	2.01%
Dec-2019	\$ 2,055,383.00	\$ 636,140.46	\$ 1,419,242.54	30.95%	Dec-2019	\$ 2,055,383.00	\$ 43,728.71	\$ 2,011,654.29	2.13%
Jan-2020	\$ 2,659,602.00	\$ 636,140.46	\$ 2,023,460.54	23.92%	Jan-2020	\$ 2,659,602.00	\$ 45,856.18	\$ 2,613,744.82	1.72%
Feb-2020	\$ 2,659,602.00	\$ 636,140.46	\$ 2,023,461.54	23.92%	Feb-2020	\$ 2,659,602.00	\$ 123,168.64	\$ 2,536,433.36	4.63%
Mar-2020			\$ -	#DIV/0!	Mar-2020			\$ -	#DIV/0!
Apr-2020			\$ -	#DIV/0!	Apr-2020			\$ -	#DIV/0!
May-2020			\$ -	#DIV/0!	May-2020			\$ -	#DIV/0!
Jun-2020			\$ -	#DIV/0!	Jun-2020			\$ -	#DIV/0!
CAPITAL PROJECT FUND									
EXPENDITURES					REVENUE				
	BUDGET AMOUNT	YTD ACTIVITY	BALANCE	%		BUDGET AMOUNT	YTD ACTIVITY	BALANCE	%
Jul-2019	\$ 1,185,604.00	\$ 417,910.95	\$ 767,693.05	35.25%	Jul-2019	\$ 1,185,604.00	\$ 48,694.90	\$ 1,136,909.10	4.11%
Aug-2019	\$ 1,225,640.00	\$ 547,782.46	\$ 677,857.54	44.69%	Aug-2019	\$ 1,225,640.00	\$ 65,361.56	\$ 1,160,278.44	5.33%
Sept.-2019	\$ 1,225,640.00	\$ 582,665.87	\$ 642,974.13	47.54%	Sept.-2019	\$ 1,225,640.00	\$ 82,028.22	\$ 1,143,611.78	6.69%
Oct-2019	\$ 1,225,640.00	\$ 590,630.95	\$ 635,009.05	48.19%	Oct-2019	\$ 1,225,640.00	\$ 102,028.22	\$ 1,123,611.78	8.32%
Nov-2019	\$ 1,225,640.00	\$ 612,772.81	\$ 612,867.19	50.00%	Nov-2019	\$ 1,225,640.00	\$ 118,694.88	\$ 1,106,945.12	9.68%
Dec-2019	\$ 1,225,640.00	\$ 681,354.09	\$ 544,285.91	55.59%	Dec-2019	\$ 1,225,640.00	\$ 135,361.54	\$ 1,090,278.46	11.04%
Jan-2020	\$ 1,225,640.00	\$ 683,273.65	\$ 542,366.35	55.75%	Jan-2020	\$ 1,225,640.00	\$ 152,028.20	\$ 1,073,611.80	12.40%
Feb-2020	\$ 1,226,172.00	\$ 710,808.62	\$ 515,363.38	57.97%	Feb-2020	\$ 1,226,172.00	\$ 168,694.86	\$ 1,057,477.14	13.76%
Mar-2020			\$ -	#DIV/0!	Mar-2020			\$ -	#DIV/0!
Apr-2020			\$ -	#DIV/0!	Apr-2020			\$ -	#DIV/0!
May-2020			\$ -	#DIV/0!	May-2020			\$ -	#DIV/0!
Jun-2020			\$ -	#DIV/0!	Jun-2020			\$ -	#DIV/0!



		<u>Beginning Balance</u>	<u>Activity</u>	<u>Deposits</u>	<u>Ending Balance</u>
<b><u>Lake County Intermediate School</u></b>					
LCMS Activity Fund	July	\$ 71,586.85	\$ -	\$ 6.08	\$ 71,592.93
8299	August	\$ 71,592.93	\$ 1,483.38	\$ 391.05	\$ 70,500.60
	September	\$ 70,500.60	\$ 157.00	\$ 1,242.40	\$ 71,586.00
	October	\$ 71,586.00	\$ 6,160.15	\$ 2,808.60	\$ 68,234.45
	November	\$ 68,234.45	\$ 3,633.93	\$ 6,810.05	\$ 71,410.57
	December	\$ 71,410.57	\$ 6,995.97	\$ 773.46	\$ 65,188.06
	January	\$ 65,188.06	\$ 938.97	\$ 3,339.64	\$ 67,588.73
	February	\$ 67,588.73	\$ 2,428.06	\$ 6,455.30	\$ 71,615.97
	March				\$ -
	April				\$ -
	May				\$ -
	June				\$ -
<b><u>Lake County High School</u></b>					
LCHS Activity Fund	July	\$ 139,649.88	\$ 47,632.11	\$ 617.35	\$ 92,635.12
2102	August	\$ 92,635.12	\$ 822.25	\$ 19,341.17	\$ 111,154.04
	September	\$ 111,154.04	\$ 729.98	\$ 3,773.20	\$ 114,197.26
	October	\$ 114,197.26	\$ 2,888.84	\$ 9,519.32	\$ 120,827.74
	November	\$ 120,827.74	\$ 9,018.67	\$ 3,156.83	\$ 114,965.90
	December	\$ 114,965.90	\$ 1,110.11	\$ 5,612.72	\$ 119,468.51
	January	\$ 119,468.51	\$ 2,196.12	\$ 2,589.94	\$ 119,862.33
	February	\$ 119,862.33	\$ 12,017.69	\$ 3,179.56	\$ 111,024.20
	March				\$ -
	April				\$ -
	May				\$ -
	June				\$ -
<b><u>Lake County Athletics</u></b>					
LCSD Athletic Activity Fund	July	\$ 47,279.97	\$ -	\$ -	\$ 47,279.97
2591636986	August	\$ 47,279.97	\$ 2,485.67	\$ 13,274.00	\$ 58,068.30
	September	\$ 58,068.30	\$ 5,034.13	\$ 10,511.38	\$ 63,545.55
	October	\$ 63,545.55	\$ 2,190.48	\$ 3,245.50	\$ 64,600.57
	November	\$ 64,600.57	\$ 5,881.94	\$ 6,110.79	\$ 64,829.42
	December	\$ 64,829.42	\$ 15,885.94	\$ 2,948.77	\$ 51,892.25
	January	\$ 51,892.25	\$ 1,879.51	\$ 4,447.00	\$ 54,459.74
	February	\$ 54,459.74	\$ 2,096.36	\$ 8,834.53	\$ 61,197.91
	March				\$ -
	April				\$ -
	May				\$ -
	June				\$ -





CONSOLIDATED BILLING CONTROL ACCOUNT STATEMENT

Prepared For LAKE COUNTY SCHOOL  
RENA SANCHEZ

For 24-Hour Customer Service Call:  
800-231-5511

Account Number  
Statement Closing Date 03/03/20  
Days in Billing Cycle 29  
Next Statement Date 04/03/20

Inquiries or Questions:  
Wells Fargo SBL PO Box 29482  
Phoenix, AZ 85038-8650

Payments:

Credit Line \$50,000  
Available Credit \$35,191

Elite Card Payment Center PO Box 77066  
Minneapolis, MN 55480-7766

Payment Information

New Balance \$13,709.37  
Current Payment Due (Minimum Payment) \$679.00  
Current Payment Due Date 03/28/20

Thank you for using our Automatic Payment service. See the **Important Information** section below for your next scheduled payment.

If you wish to pay off your balance in full: The balance noted on your statement is not the payoff amount. Please call 800-231-5511 for payoff information.

Account Summary

Previous Balance	\$11,417.01
Credits	\$1,607.42
Payments	\$9,665.84
Purchases & Other Charges	\$13,565.62
Cash Advances	\$0.00
Finance Charges	\$0.00
New Balance	\$13,709.37

Wells Fargo Business Card Rewards - Legacy

Membership No:	
Previous Balance	149,591
Points Earned this Month	12,858
Points From Other Company Cards	0
Bonus Points Earned	0
Adjustments	0
Earn More Mall® Bonus Points	0
Redeemed	0
Total Available	= 162,449

Rewards Notice

Check your point balance and redeem your points at wellfargorewards.com. You can also call our Rewards Service Center from 8 a.m. to midnight (ET) at 1-800-213-3365.

See reverse side for important information.

5596 0010 YTG 1 7 2 200503 0 PAGE 1 of 6 1 0 3268 1000 ELAC 01DR5596 47505

DETACH HERE

Detach and mail with check payable to "Wells Fargo" to arrive by Current Payment Due Date.

Make checks payable to: Wells Fargo

Account Number	
New Balance	\$13,709.37
Total Amount Due (Minimum Payment)	\$679.00
Current Payment Due Date	03/28/20

Print address or phone changes:

Work ( )

Amount Enclosed: \$

ELITE CARD PAYMENT CENTER YTG 30  
PO BOX 77066  
MINNEAPOLIS MN 55480-7766

LAKE COUNTY SCHOOL  
RENA SANCHEZ  
328 W 5TH ST  
LEADVILLE CO 80461-3547

47505  
N502





**Rate Information**

Your rate may vary according to the terms of your agreement.

TYPE OF BALANCE	ANNUAL INTEREST RATE	DAILY FINANCE CHARGE RATE	AVERAGE DAILY BALANCE	PERIODIC FINANCE CHARGES	TRANSACTION FINANCE CHARGES	TOTAL FINANCE CHARGES
PURCHASES	12.740%	.03490%	\$0.00	\$0.00	\$0.00	\$0.00
CASH ADVANCES	23.490%	.06435%	\$0.00	\$0.00	\$0.00	\$0.00
<b>TOTAL</b>				\$0.00	\$0.00	\$0.00

**Important Information**

\$0 - \$13,565.62 WILL BE DEDUCTED FROM YOUR ACCOUNT AND CREDITED AS YOUR AUTOMATIC PAYMENT ON 03/28/20. THE AUTOMATIC PAYMENT AMOUNT WILL BE REDUCED BY ALL PAYMENTS POSTED ON OR BEFORE THIS DATE.

PAYMENT OF AMOUNT IN DISPUTE \$143.75 NOT REQUIRED.

TOTAL \*FINANCE CHARGE\* BILLED IN 2019 \$0.00

TOTAL \*FINANCE CHARGE\* PAID IN 2019 \$0.00

**Summary of Sub Account Usage**

Name	Sub Account Number	Sub Account Ending In	Monthly Spending Cap	Spend This Period
NOREEN FLORES			9,000	\$693.41
WENDY WYMAN			10,000	\$2,624.62
BUNNY TAYLOR			10,000	\$1,098.37
PAUL ANDERSON			5,000	\$475.00
CHERYL TALBOT			5,000	\$741.51
KAREN JOHNSON			5,000	\$264.31
HOLLY DEBELL			5,000	\$1,686.02
JOYCE LACOME			5,000	\$0.00
DALE NEPHEW JR			5,000	\$30.00
BEN CAIRNS			5,000	\$820.80
TODD COFFIN			5,000	\$513.58
KATHLEEN FITZSIMMONS			5,000	\$113.64
RENA SANCHEZ			10,000	\$395.00
KERRI QUINLAN			5,000	\$222.04
MICHAEL VAGHER			5,000	\$2,924.33
KERRI QUINLAN			5,000	\$644.43-

**Transaction Details**

& Item was transferred from lost/stolen account

The transactions detailed on this Consolidated Billing Control Account Statement contain transactions made directly to this Control Account plus all transactions made on Sub Accounts. If there were no transactions made by a Sub Account that Sub Account will not appear.

Trans Post	Reference Number	Description	Credits	Charges
02/28	F326800EB00CHGDDA	AUTOMATIC PAYMENT - THANK YOU	9,665.84	
		TOTAL	\$9,665.84-	
Transaction Summary For <b>NOREEN FLORES</b>				
02/22	2469216E52XHPT8N2	INDEED		508.25
02/27	2427076EB61BSEQWA	CBI ONLINE		5.00
03/01	2469216ED2XZ5HVJ3	INDEED		180.16
		<b>TOTAL</b>	<b>\$693.41</b>	
		<b>NOREEN FLORES / Sub Acct Ending In</b>		

**Transaction Details**

Trans Post	Reference Number	Description	Credits	Charges
Transaction Summary For <b>WENDY WYMAN</b>				
Sub Account Number Ending In				
02/05	02/05	2460794DMLBLWW4TXJ		21.42
02/07	02/07	2426979DPEJF763DM		18.09
02/09	02/09	2475542DR4YNFBV5G		903.09
02/11	02/11	2469216DS2X5ALV5G		823.00
02/13	02/13	2469216DW2XE1445P		20.00
02/17	02/17	2449215E0JHSHWHRYL		16.02
02/29	02/29	2469216EQ2XWRDS47		823.00
<b>TOTAL</b>				<b>\$2,624.62</b>
<b>WENDY WYMAN / Sub Acct Ending In</b>				
Transaction Summary For <b>BUNNY TAYLOR</b>				
Sub Account Number Ending In				
02/05	02/05	2449215DLJJ4B6JA1		9.50
02/07	02/07	7443105DN2Q7DJFFM		
02/10	02/10	2469216DT2XLD3Z2M	39.76	
02/19	02/19	2443106E3WQ1KA8PL		155.25
02/21	02/21	2403964E42DYK6XSY		25.98
02/27	02/27	2460794EB61M7WSZJ		419.00
02/29	02/29	2419304ED0000000T		349.00
<b>TOTAL</b>				<b>\$1,098.37</b>
<b>BUNNY TAYLOR / Sub Acct Ending In</b>				
Transaction Summary For <b>PAUL ANDERSON</b>				
Sub Account Number Ending In				
02/13	02/13	2441295DW606YY2X4		80.00
03/02	03/02	2441295EE606ZA9EH		320.00
03/02	03/02	2441295EE606ZA9ET		75.00
<b>TOTAL</b>				<b>\$475.00</b>
<b>PAUL ANDERSON / Sub Acct Ending In</b>				
Transaction Summary For <b>CHERYL TALBOT</b>				
Sub Account Number Ending In				
02/19	02/19	2475542E33THGLHEB		169.99
02/20	02/20	2475542E43G7XRZQM		169.99
02/24	02/24	2475542E84YV64XNE		24.52
02/25	02/25	2421073E9688XY5SR		29.01
02/26	02/26	2443106EALKPNLML2		348.00
<b>TOTAL</b>				<b>\$741.51</b>
<b>CHERYL TALBOT / Sub Acct Ending In</b>				
Transaction Summary For <b>KAREN JOHNSON</b>				
Sub Account Number Ending In				
02/25	02/25	2400097EA7XN76ZET		41.21
02/25	02/25	2427074E9S66L1L6G		96.00
02/25	02/25	2427074E9S66L7PJ0		96.00
02/26	02/26	2468807EA0FVGBJKP		7.13
02/26	02/26	2401339E903HN0BGB		23.97
<b>TOTAL</b>				<b>\$264.31</b>
<b>KAREN JOHNSON / Sub Acct Ending In</b>				
Transaction Summary For <b>HOLLY DEBELLE</b>				
Sub Account Number Ending In				
02/04	02/04	2469216DK2XNB0HDD		33.11
02/06	02/06	2443106DNNM161DNFB		331.10
02/06	02/06	2449215DMLSGS9J17		49.99
02/07	02/07	7443106DNNM0D8XYXQ	285.10	
02/13	02/13	2469216DW2X554TVJ		59.00
02/18	02/18	2449215E1JHXG9RJ8		549.00
02/19	02/19	2469216E22XZM6SBR		450.00
02/25	02/25	2475542E87VZFZ45K		286.54
02/26	02/26	2469216E92XPMP2TM		69.08
02/26	02/26	2469216E92XPMTSGE		5.80
02/26	02/26	2469216E92Y1GMB03		137.50
<b>TOTAL</b>				<b>\$1,686.02</b>
<b>HOLLY DEBELLE / Sub Acct Ending In</b>				
Transaction Summary For <b>DALE NEPHEW JR</b>				
Sub Account Number Ending In				
02/28	02/28	2490641EB2K47273Q		30.00
<b>TOTAL</b>				<b>\$30.00</b>
<b>DALE NEPHEW JR / Sub Acct Ending In</b>				





**Transaction Details**

Trans Post	Reference Number	Description	Credits	Charges
Transaction Summary For <b>BEN CAIRNS</b>				
Sub Account Number Ending In				
02/12	02/12	2469216DV2XZKWNLB		250.00
02/18	02/18	2426979E200W2S65T		131.80
02/21	02/21	2469216E42XV553XY		385.00
02/26	02/26	2469216E92XG4AVM1		54.00
		<b>TOTAL</b>	<b>\$820.80</b>	
		<b>BEN CAIRNS / Sub Acct Ending In</b>		
Transaction Summary For <b>TODD COFFIN</b>				
Sub Account Number Ending In				
02/07	02/07	2469216DN2XRD6BY6		451.64
02/28	02/28	2469216EB2XB096G		61.94
		<b>TOTAL</b>	<b>\$513.58</b>	
		<b>TODD COFFIN / Sub Acct Ending In</b>		
Transaction Summary For <b>KATHLEEN FITZSIMMONS</b>				
Sub Account Number Ending In				
02/14	02/14	2463923DZS66J4K12		19.80
02/21	02/21	2443106E52DKBGHFF		14.96
02/22	02/22	2469216E52XZWF5EM		62.47
02/26	02/26	2469216E92XLNHZHA		16.41
		<b>TOTAL</b>	<b>\$113.64</b>	
		<b>KATHLEEN FITZSIMMONS / Sub Acct Ending In</b>		
Transaction Summary For <b>RENA SANCHEZ</b>				
Sub Account Number Ending In				
02/24	02/24	2441295E7606YPZHB		75.00
02/24	02/24	2441295E7606YPZH3		320.00
		<b>TOTAL</b>	<b>\$395.00</b>	
		<b>RENA SANCHEZ / Sub Acct Ending In</b>		
Transaction Summary For <b>KERRI QUINLAN</b>				
Sub Account Number Ending In				
02/05	02/05	2469216DL2XEDVJN3		340.96
02/06	02/06	2401339DM00PKT85V		18.75
02/10	02/10	2401339DT01E8L65B		6.08
02/12	02/12	F326800DV000GB223		
		<b>TOTAL</b>	<b>\$395.79</b>	
		<b>KERRI QUINLAN / Sub Acct Ending In</b>		
Transaction Summary For <b>MICHAEL VAGHER</b>				
Sub Account Number Ending In				
02/03	02/04	2455930DJS66HYEHN		595.00
02/03	02/04	2469216DJ2X7HSGTD		17.78
02/07	02/07	2469216DN2XP81R75		41.11
02/09	02/09	2416407DT37YVVLB9		27.46
02/09	02/09	2421073DT6AE3H9TQ		48.03
02/09	02/09	2443105DT6ABFVRGQ		1.00
02/10	02/10	2401339DS01GGN59D		34.38
02/10	02/10	2443105DS8ABFVRGQ		91.64
02/10	02/10	2443106DS2LXMHZ0P		19.38
02/10	02/10	2469216DT2XNMPGXX		35.00
02/11	02/11	2469216DS2X4AZST3		70.18
02/12	02/12	2442733DWLW85Z77F		14.98
02/12	02/12	2443106DW2MDZ728R		56.13
02/19	02/19	2449398E2610NX8X7		445.00
02/26	02/26	2431033E902PDDHX3		10.00
02/27	02/27	2413746EB01A1W1DX		84.88
02/27	02/27	2443106EA2DKQEMJG		504.25
02/28	02/28	2469216EB2XVD6002		272.55
02/28	02/28	2471705ED4Q8MYRH2		109.99
02/29	02/29	2432300EDM19KPFJ5		422.00
02/29	02/29	2469216ED2XLA33W8		14.00
02/29	02/29	2469216EQ2XSDH4KH		9.59
		<b>TOTAL</b>	<b>\$2,924.33</b>	
		<b>MICHAEL VAGHER / Sub Acct Ending In</b>		

**Transaction Details**

Trans Post	Reference Number	Description	Credits	Charges
Transaction Summary For <b>KERRI QUINLAN</b>				
Sub Account Number Ending In				
01/19	02/04	F326800E2000TF050		
02/12	02/12	&F326800E3000IXFRL	893.86	
02/12	02/12	&F326800E3000IXFRL	15.97	
02/19	02/19	F326800E2000AF050	222.74	
02/25	02/25	2443106E82DK8GF7B	6.24	6.36
02/25	02/25	2469216E82XWJ708A		161.49
02/27	02/27	2426979EA00X4X83G		117.20
02/29	02/29	2443106EQ2E03MKYE		209.33
<b>TOTAL</b>				
KERRI QUINLAN / Sub Acct Ending In			<b>\$644.43-</b>	

**Wells Fargo News**

**What can alerts do for your business?\***

Receive timely updates on your business credit card account via email or text. Alerts allow you to set up and receive only the messages that are important to you. Sign up for alerts during your Wells Fargo Business Online® session by going to your Business Elite Card account screen and selecting the Manage Alerts menu option.

Not enrolled in Online banking? Enroll today at [wellstargo.com/biz/online-banking](http://wellstargo.com/biz/online-banking)

*\*Availability may be affected by your mobile carrier's coverage area. Your mobile carrier's message and data rates may apply.*



Vendor Detail Report

Vendor	Check Key	Check Date	Invoice No	Po No	Description	Account No	Amount
<b>401 (K) VOL. INVESTMENT PLAN</b>		<b>175</b>					
	0100639244	02/27/20	02-27-2020_5		2/401K	0-10-000-00-0000-7477-000-000000	3,558.86
						Check Total	3,558.86
						<b>Vendor Total</b>	<b>3,558.86</b>
<b>ACORN PETROLEUM, INC.</b>		<b>270</b>					
	0100095636	02/10/20	1004772		EARLY PAY DISCOUNT	0-10-720-27-2700-0626-000-000000	-32.03
	0100095636	02/10/20	1004772		1/15-1/31 FUEL	0-10-720-27-2700-0626-000-000000	2,192.76
	0100095636	02/10/20	1004772		1/15-1/31 FUEL	0-10-710-26-2600-0626-000-000000	576.62
						Check Total	2,737.35
	0100095714	02/21/20	1007008		2/1-2/15 FUEL	0-10-720-27-2700-0626-000-000000	-33.74
	0100095714	02/21/20	1007008		2/1-2/15 FUEL	0-10-720-27-2700-0626-000-000000	2,279.58
	0100095714	02/21/20	1007008		2/1-2/15 FUEL	0-10-710-26-2600-0626-000-000000	632.01
	0100095714	02/21/20	001004343		DEF FOR BUSES	0-10-720-27-2700-0626-000-000000	178.13
						Check Total	3,055.98
						<b>Vendor Total</b>	<b>5,793.33</b>
<b>ACT</b>		<b>427</b>					
	0100095637	02/10/20	1237369		1/WORKKEYS	0-10-602-10-0090-0340-000-000000	96.00
						Check Total	96.00
						<b>Vendor Total</b>	<b>96.00</b>
<b>ADRIANA RODRIGUEZ</b>		<b>34568</b>					
	0100095715	02/21/20	02-20-2020_24		TRAVEL REIMBURSEMENT	0-21-740-31-3100-0580-000-000000	10.85
						Check Total	10.85
						<b>Vendor Total</b>	<b>10.85</b>
<b>AFLAC PREM HOLDING C/O BNB BANK LOC 18</b>							
	0100095756	02/26/20	26-FEB-20		PAYROLL LIABILITIES	0-22-000-00-0000-7421-000-000000	.64
	0100095756	02/26/20	26-FEB-20		PAYROLL LIABILITIES	0-22-000-00-0000-7421-000-000000	2.19
	0100095756	02/26/20	26-FEB-20		PAYROLL LIABILITIES	0-10-000-00-0000-7421-000-000000	196.31
	0100095756	02/26/20	26-FEB-20		PAYROLL LIABILITIES	0-10-000-00-0000-7421-000-000000	28.88
	0100095756	02/26/20	26-FEB-20		PAYROLL LIABILITIES	0-27-000-00-0000-7421-000-000000	5.37
						Check Total	233.39
						<b>Vendor Total</b>	<b>233.39</b>

Vendor Detail Report

Vendor	Check Key	Check Date	Invoice No	Po No	Description	Account No	Amount
<b>AFSCME COUNCIL 18</b>		<b>257</b>					
	0100095757	02/26/20	26-FEB-20		PAYROLL LIABILITIES	0-10-000-00-0000-7421-000-000000	347.85
	0100095757	02/26/20	26-FEB-20		PAYROLL LIABILITIES	0-19-000-00-0000-7421-000-000000	5.71
	0100095757	02/26/20	26-FEB-20		PAYROLL LIABILITIES	0-22-000-00-0000-7421-000-000000	.24
	0100095757	02/26/20	26-FEB-20		PAYROLL LIABILITIES	0-21-000-00-0000-7421-000-000000	144.32
	0100095757	02/26/20	26-FEB-20		PAYROLL LIABILITIES	0-27-000-00-0000-7421-000-000000	35.28
					Check Total		<u>533.40</u>
					<b>Vendor Total</b>		<b><u>533.40</u></b>
<b>ALISON SANDOVAL</b>		<b>337</b>					
	0100095612	02/04/20	02-03-2020_29		FOOD REIMBURSEMENT	0-10-720-27-2700-0690-000-000000	27.25
					Check Total		<u>27.25</u>
	0100095764	02/27/20	02-21-2020_12		PAY ADVANCE-MISSED HRS ON FEB CH	0-10-000-00-0000-8153-000-000000	400.00
					Check Total		<u>400.00</u>
					<b>Vendor Total</b>		<b><u>427.25</u></b>
<b>ALL COVERED</b>		<b>24350</b>					
	0100095613	02/04/20	935034		1/CHARGES	0-10-602-20-2290-0300-000-000000	7,771.00
	0100095613	02/04/20	933208		1/CHARGES GO DADDY SSL RENEWAL	0-10-602-20-2290-0612-000-000000	369.99
					Check Total		<u>8,140.99</u>
					<b>Vendor Total</b>		<b><u>8,140.99</u></b>
<b>ALMA SARELLANA DE GUERRA</b>		<b>30589</b>					
	0100095716	02/21/20	02-20-2020_26		TRAVEL REIMBURSEMENT	0-21-740-31-3100-0580-000-000000	3.60
					Check Total		<u>3.60</u>
					<b>Vendor Total</b>		<b><u>3.60</u></b>

Check Date 02/01/20 - 02/29/20

Vendor Detail Report

FMVEN10A

Vendor	Check Key	Check Date	Invoice No	Po No	Description	Account No	Amount
<b>AMAZON.COM</b>		<b>4304</b>					
	0100095713	02/19/20	02192020_7	200756		0-26-971-33-3310-0610-000-000000	17.88
	0100095713	02/19/20	668444458666		RETURNED ITEMS PO200799	0-26-971-33-3310-0610-000-000000	-28.52
	0100095713	02/19/20	02192020_1	200765		0-26-971-33-3310-0610-000-000000	10.05
	0100095713	02/19/20	455838333489		BRUNGARDT SUPPLIES	0-10-101-10-0010-0610-000-000000	50.35
	0100095713	02/19/20	02192020_3	200798	PLEASE SEE ONLINE ORDER # 111-7479125-57	0-10-101-20-2122-0610-000-000000	23.60
	0100095713	02/19/20	02192020_11	200778	PLEASE SEE ORDER # 111- 1389380-7830637	0-10-101-24-2410-0610-000-000000	227.42
	0100095713	02/19/20	02192020_14	200786	PLEASE SEE ONLINE ORDER - # 111-8103918-	0-10-101-24-2410-0610-000-000000	77.06
	0100095713	02/19/20	02192020_5	200766	SEE ATTACHED ORDER	0-22-602-00-0090-0610-000-001211	443.34
	0100095713	02/19/20	455838333489		GT SUPPLIES	0-10-602-00-0090-0610-000-003150	17.05
	0100095713	02/19/20	02192020_12	200757	GROW LIGHTS FOR INDOOR PLANTS	0-22-602-00-2100-0610-000-001229	97.46
	0100095713	02/19/20	02192020_4	200794	SEE ATTACHED ORDER FOR FERNEE	0-22-602-00-0090-0610-000-001229	123.06
	0100095713	02/19/20	02192020_7	200756		0-27-971-19-3330-0610-000-008600	68.55
	0100095713	02/19/20	02192020_1	200765		0-27-971-19-3330-0610-000-008600	38.51
	0100095713	02/19/20	02192020_6	200767	FAMILY SIZE ELECTRIC GRIDDLE	0-22-602-00-2100-0610-000-007981	59.98
	0100095713	02/19/20	02192020_8	200763	PS WOOD TIMBER WOLF 145"X3/16"X10 TPI BA	0-10-301-10-1000-0610-000-000000	155.24
	0100095713	02/19/20	02192020_16	200796	PROSTIK W103 2 INCH BY 2INCH BY 12 INCH	0-10-301-10-1000-0610-000-000000	117.45
	0100095713	02/19/20	02192020_2	200799	SEE ATTACHED EHS SUPPLIES	0-27-971-02-3330-0610-000-008600	42.55
	0100095713	02/19/20	02192020_15	200792	SEE ATTACHED ORDER	0-10-710-26-2600-0430-000-000000	255.64
	0100095713	02/19/20	736488453468		STANLEY SECURITY BATTERIES	0-10-710-26-2600-0430-000-000000	17.75
	0100095713	02/19/20	02192020_7	200756	CLASSROOM SUPPLY ORDER	0-19-971-00-0040-0610-000-003141	62.59
	0100095713	02/19/20	02192020_1	200765	SEE ATTACHED SUPPLY ORDER	0-19-971-00-0040-0610-000-003141	35.16
	0100095713	02/19/20	02192020_9	200764	SEE ATTACHED ORDER FOR AMAZON - OFFICE	0-10-100-10-0010-0610-000-000000	73.36
	0100095713	02/19/20	02192020_10	200779	SEE ATTACHED ORDER FOR ANALY/OFFICE	0-10-100-10-0010-0610-000-000000	31.98
	0100095713	02/19/20	02192020_13	200780	SEE ATTACHED ORDER	0-22-602-00-2100-0610-000-004010	876.58
	0100095713	02/19/20	02192020_9	200764		0-10-100-24-2410-0610-000-000000	43.09
					Check Total		2,937.18
					Vendor Total		2,937.18



Vendor Detail Report

Vendor	Check Key	Check Date	Invoice No	Po No	Description	Account No	Amount
<b>AMERICAN FIDELITY ASSURANCE</b>		<b>3685</b>					
	0100095758	02/26/20	26-FEB-20		PAYROLL LIABILITIES	0-19-000-00-0000-7421-000-000000	155.16
	0100095758	02/26/20	26-FEB-20		PAYROLL LIABILITIES	0-10-000-00-0000-7421-000-000000	4,483.68
	0100095758	02/26/20	26-FEB-20		PAYROLL LIABILITIES	0-10-000-00-0000-7421-000-000000	402.55
	0100095758	02/26/20	26-FEB-20		PAYROLL LIABILITIES	0-21-000-00-0000-7421-000-000000	37.80
	0100095758	02/26/20	26-FEB-20		PAYROLL LIABILITIES	0-26-000-00-0000-7421-000-000000	129.68
	0100095758	02/26/20	26-FEB-20		PAYROLL LIABILITIES	0-21-000-00-0000-7421-000-000000	378.15
	0100095758	02/26/20	26-FEB-20		PAYROLL LIABILITIES	0-22-000-00-0000-7421-000-000000	420.06
	0100095758	02/26/20	26-FEB-20		PAYROLL LIABILITIES	0-22-000-00-0000-7421-000-000000	118.75
	0100095758	02/26/20	26-FEB-20		PAYROLL LIABILITIES	0-27-000-00-0000-7421-000-000000	263.51
					Check Total		<u>6,389.34</u>
					<b>Vendor Total</b>		<b>6,389.34</b>
<b>ANABEL PARMA</b>		<b>35289</b>					
	0100095743	02/25/20	02-25-2020_4		TEXTBOOK ASST REIM	0-10-602-10-0090-0640-000-000000	119.80
					Check Total		<u>119.80</u>
					<b>Vendor Total</b>		<b>119.80</b>
<b>ANAHISE SHOUKAS</b>		<b>33057</b>					
	0100095666	02/13/20	02-10-2020_6		JANUARY PHYSICAL THERAPIST	0-10-602-12-1700-0300-000-003130	653.25
	0100095666	02/13/20	02-10-2020_6		MILEAGE REIMBURSEMENT-DEC AND JAN	0-10-602-12-1700-0300-000-003130	6.10
	0100095666	02/13/20	02-10-2020_6		DECEMBER PHYSICAL THERAPIST	0-10-602-12-1700-0300-000-003130	586.25
					Check Total		<u>1,245.60</u>
					<b>Vendor Total</b>		<b>1,245.60</b>
<b>ANGLERS WORKSHOP</b>		<b>35904</b>					
	0100095667	02/13/20	SALES ORDER	200683	GOOSE BIOTS, AMBER	0-10-301-10-1000-0610-000-000000	424.64
					Check Total		<u>424.64</u>
					<b>Vendor Total</b>		<b>424.64</b>
<b>ANTHEM LIFE INSURANCE CO.</b>		<b>398</b>					
	0100095759	02/26/20	26-FEB-20		PAYROLL LIABILITIES	0-26-000-00-0000-7421-000-000000	.99
	0100095759	02/26/20	26-FEB-20		PAYROLL LIABILITIES	0-22-000-00-0000-7421-000-000000	2.61
	0100095759	02/26/20	26-FEB-20		PAYROLL LIABILITIES	0-19-000-00-0000-7421-000-000000	.99
	0100095759	02/26/20	26-FEB-20		PAYROLL LIABILITIES	0-27-000-00-0000-7421-000-000000	7.90
	0100095759	02/26/20	26-FEB-20		PAYROLL LIABILITIES	0-10-000-00-0000-7421-000-000000	470.99
					Check Total		<u>483.48</u>
					<b>Vendor Total</b>		<b>483.48</b>

Vendor Detail Report

Vendor	Check Key	Check Date	Invoice No	Po No	Description	Account No	Amount
<b>ASPEN DISTRIBUTION, INC</b>		<b>35637</b>					
	0100095638	02/10/20	I02881		STORAGE CHARGES	0-21-740-31-3100-0610-000-000000	31.60
	0100095638	02/10/20	I03113		STORAGE CHARGES	0-21-740-31-3100-0610-000-000000	151.68
	0100095638	02/10/20	I03917		STORAGE CHARGES	0-21-740-31-3100-0610-000-000000	101.12
					Check Total		284.40
					<b>Vendor Total</b>		<b>284.40</b>
<b>BEST WESTERN INN</b>		<b>4134</b>					
	0100095703	02/19/20	02-19-2020_6		FUTURE TEACHER CONFERENCE AT UNC GREELEY	0-10-301-10-2100-0580-000-001202	416.00
					Check Total		416.00
					<b>Vendor Total</b>		<b>416.00</b>
<b>BIGHORN HARDWARE</b>		<b>93</b>					
	0100095639	02/10/20	02-05-2020_2		EXT. CORDS 1212	0-10-301-10-1240-0610-000-000000	72.53
					Check Total		72.53
					<b>Vendor Total</b>		<b>72.53</b>
<b>BLICK ART MATERIAL</b>		<b>7159</b>					
	0100095668	02/13/20	2934716	200781	BRENT WHEEL IE-R	0-10-301-10-0200-0610-000-000000	140.64
	0100095668	02/13/20	2977593	200781	BRENT WHEEL IE-R	0-10-301-10-0200-0610-000-000000	1,548.00
					Check Total		1,688.64
	0100095704	02/19/20	2975943	200788	MINI SHARPER TOOL XTRA FIRM	0-10-301-10-0200-0610-000-000000	75.12
					Check Total		75.12
					<b>Vendor Total</b>		<b>1,763.76</b>
<b>BOULDER NORDIC SPORT</b>		<b>20176</b>					
	0100095669	02/13/20	4501	200734	SWIX V LINE KICK WAX V40 BLUE E45G	0-10-301-14-1885-0610-000-000000	422.00
					Check Total		422.00
					<b>Vendor Total</b>		<b>422.00</b>
<b>BRANDON LEVERETT</b>		<b>36277</b>					
	0100095633	02/05/20	02-05-2020_1		FT LUPTON-LOST CHECK REISSUE	0-10-720-27-2700-0430-000-000000	20.65
	0100095633	02/05/20	02-05-2020_1		FT LUPTON-LOST CHECK REISSUE	0-10-301-14-1845-0510-000-000000	40.00
					Check Total		60.65
					<b>Vendor Total</b>		<b>60.65</b>

Vendor	Check Key	Check Date	Invoice No	Po No	Description	Account No	Amount
<b>BUTLER SNOW LLP</b>		<b>33065</b>					
	0100095640	02/10/20	10251266		1/CHARGES	0-10-602-10-0090-0300-000-000000	391.50
						Check Total	391.50
						<b>Vendor Total</b>	<b>391.50</b>
<b>CAPLAN &amp; EARNEST, LLC.</b>		<b>3779</b>					
	0100095744	02/25/20	166711		1/CHARGES	0-10-602-10-0090-0300-000-000000	147.00
						Check Total	147.00
						<b>Vendor Total</b>	<b>147.00</b>
<b>CDHS</b>		<b>7457</b>					
	0100095641	02/10/20	02-05-2020_19		TRAILS FOR NEW EMPLOYEE	0-26-971-33-3310-0810-000-000000	35.00
						Check Total	35.00
						<b>Vendor Total</b>	<b>35.00</b>
<b>CENTER HIGH SCHOOL</b>		<b>31747</b>					
	0100095614	02/04/20	02-03-2020_2		3/28/20 HS TRACK MEET ENTRY FEE	0-10-301-14-1800-0584-000-000000	250.00
						Check Total	250.00
						<b>Vendor Total</b>	<b>250.00</b>
<b>CENTURYLINK</b>		<b>2139</b>					
	0100095717	02/21/20	02-20-2020_21		2/ 719-486-3423 309B CHARGES	0-10-602-10-0090-0531-000-000000	61.23
						Check Total	61.23
	0100095745	02/25/20	02-25-2020_7		2/CHARGES 719-486-1456 416B	0-10-602-10-0090-0531-000-000000	177.64
						Check Total	177.64
	0100095765	02/27/20	02-21-2020_7		2/K-719-111-6280 001M	0-10-602-10-0090-0531-000-000000	694.12
						Check Total	694.12
						<b>Vendor Total</b>	<b>932.99</b>
<b>CHADWICK, STEINKIRCHNER, DAVIS &amp; CO</b>		<b>34266</b>					
	0100095705	02/19/20	56127		FY20 AUDIT	0-10-602-10-0090-0300-000-000000	20,550.00
						Check Total	20,550.00
						<b>Vendor Total</b>	<b>20,550.00</b>

Vendor	Check Key	Check Date	Invoice No	Po No	Description	Account No	Amount
<b>CHRISTINE HORNING</b>		<b>2070</b>					
	0100095670	02/13/20	02-10-2020_23		FIRST AID/CPR/AED	0-10-301-14-1800-0580-000-000000	35.00
					Check Total		35.00
					<b>Vendor Total</b>		<b>35.00</b>
<b>CHRISTY MARCELLA TRUJILLO</b>		<b>2643</b>					
	0100095606	02/03/20	02-03-2020_2		12/16, 1/8 TRAINING EXP REIM	0-22-100-00-2100-0300-000-003218	62.47
					Check Total		62.47
	0100095766	02/27/20	02-21-2020_5		SENSORY SUPPLIES	0-10-100-10-0010-0610-000-000000	180.54
					Check Total		180.54
					<b>Vendor Total</b>		<b>243.01</b>
<b>CINDY MACISAAC</b>		<b>687</b>					
	0100095671	02/13/20	02-10-2020_25		WEIGHTED BLANKET FOR MIDDLE SCHOOL	0-10-602-12-1700-0610-000-003130	39.34
					Check Total		39.34
					<b>Vendor Total</b>		<b>39.34</b>
<b>COAL RIDGE HIGH SCHOOL</b>		<b>30406</b>					
	0100095615	02/04/20	02-03-2020_4		4/24/20 HS TRACK MEET ENTRY FEE	0-10-301-14-1800-0584-000-000000	175.00
					Check Total		175.00
					<b>Vendor Total</b>		<b>175.00</b>
<b>COLO. BUREAU OF INVESTIGATION</b>		<b>567</b>					
	0100095672	02/13/20	A200700115		BACKGROUND CHECKS	0-10-601-23-2391-0300-000-000000	79.00
					Check Total		79.00
	0100095718	02/21/20	02-20-2020_12		FINGERPRINTS - SUBSTITUTE - TOLBERT	0-10-601-23-2391-0300-000-000000	39.50
					Check Total		39.50
					<b>Vendor Total</b>		<b>118.50</b>
<b>COLO. DEPT. OF REVENUE</b>		<b>100</b>					
	0100639242	02/27/20	02-27-2020_3		2/SIT	0-10-000-00-0000-7471-000-000000	19,944.00
					Check Total		19,944.00
					<b>Vendor Total</b>		<b>19,944.00</b>

Vendor	Check Key	Check Date	Invoice No	Po No	Description	Account No	Amount
<b>COLORADO PERA</b>		<b>32670</b>					
	0100095746	02/25/20	02-25-2020_6		INTEREST ON LONGEVITY PAY	0-10-601-23-2391-0810-000-000000	347.09
					Check Total		347.09
					<b>Vendor Total</b>		<b>347.09</b>
<b>COLORADO SCHOOL MEDICAID CONSORTIUM 25810</b>							
	0100095642	02/10/20	2654		FY20 3RD PAY/QUARTERLY FEE	0-10-602-20-2130-0300-000-009003	500.00
					Check Total		500.00
					<b>Vendor Total</b>		<b>500.00</b>
<b>COLORADO SPORTS OFFICIALS</b>		<b>24562</b>					
	0100095787	02/28/20	2019-24		MS GIRLS BBALL OFFICIAL PAY	0-10-201-14-1815-0391-000-000000	1,180.00
					Check Total		1,180.00
					<b>Vendor Total</b>		<b>1,180.00</b>
<b>COLORADO YOUTH FOR A CHANGE</b>		<b>32247</b>					
	0100095643	02/10/20	1776		1/ATTENDANCE SPECIALIST	0-22-602-00-2100-0300-000-003183	3,750.00
					Check Total		3,750.00
					<b>Vendor Total</b>		<b>3,750.00</b>
<b>COMMUNICATION SOLUTIONS</b>		<b>29424</b>					
	0100095788	02/28/20	COMSOIN30370	200736	BUS RADIO QUOTE COMSOOE11992	0-10-720-27-2700-0730-000-000000	1,060.42
					Check Total		1,060.42
					<b>Vendor Total</b>		<b>1,060.42</b>
<b>COMMUNITY BANKS OF COLORADO</b>		<b>110</b>					
	0100639240	02/27/20	02-27-2020_1		2/PAYROLL	0-10-000-00-0000-8102-000-000000	520,000.00
					Check Total		520,000.00
					<b>Vendor Total</b>		<b>520,000.00</b>
<b>CORPORATE TRANSLATION SERVICES, INC 32441</b>							
	0100095616	02/04/20	159685		1/PHONE TRANSLATION	0-10-602-10-0090-0300-000-000000	56.97
	0100095616	02/04/20	157991		12/PHONE TRANSLATION	0-10-602-10-0090-0300-000-000000	135.09
					Check Total		192.06
					<b>Vendor Total</b>		<b>192.06</b>

Vendor	Check Key	Check Date	Invoice No	Po No	Description	Account No	Amount
<b>DAVE ELLERMAN</b>		<b>18457</b>					
	0100095617	02/04/20	02-03-2020_26		FOOD REIMBURSEMENT	0-10-720-27-2700-0690-000-000000	60.62
					Check Total		60.62
	0100095719	02/21/20	02-20-2020_10		1/11-2/11 SCHOOL MAIL DELIVERY	0-10-720-27-2700-0580-000-000000	37.50
					Check Total		37.50
					<b>Vendor Total</b>		<b>98.12</b>
<b>DEPENDABLE AUTO GLASS</b>		<b>23388</b>					
	0100095720	02/21/20	I032353		REPLACED WINDSHIELD ON SUBARU	0-10-720-27-2700-0430-000-000000	439.65
					Check Total		439.65
					<b>Vendor Total</b>		<b>439.65</b>
<b>DIEDRICH CONSTRUCTION CO</b>		<b>2068</b>					
	0100095644	02/10/20	59101		1/MONTHLY TRASH SERVICE	0-10-710-26-2600-0421-000-000000	1,800.00
					Check Total		1,800.00
					<b>Vendor Total</b>		<b>1,800.00</b>
<b>DONNA KUSTER</b>		<b>33570</b>					
	0100095721	02/21/20	02-20-2020_1		REIMBURSEMENT FOR TRAVEL	0-27-971-20-3330-0580-000-008600	36.50
					Check Total		36.50
					<b>Vendor Total</b>		<b>36.50</b>
<b>DUNCAN'S HEATING AND COOLING INC</b>		<b>32891</b>					
	0100095767	02/27/20	003880		WP FREEZER REPAIR	0-10-710-26-2600-0300-000-000000	860.00
					Check Total		860.00
					<b>Vendor Total</b>		<b>860.00</b>
<b>DURAN &amp; LUCERO, INC.</b>		<b>1149</b>					
	0100095768	02/27/20	857095		SNOW PLOW WELD REPAIR	0-10-710-26-2600-0430-000-000000	427.50
					Check Total		427.50
					<b>Vendor Total</b>		<b>427.50</b>

Check Date 02/01/20 - 02/29/20

Vendor Detail Report

FMVEN10A

Vendor	Check Key	Check Date	Invoice No	Po No	Description	Account No	Amount
<b>EL EDUCATION</b>		<b>23604</b>					
	0100095747	02/25/20	16448-REISSUE		LOST CH REISSIE-WP K2 SCH SERVICE	0-10-602-20-2213-0350-000-000000	15,950.00
	0100095747	02/25/20	16466-REISSUE		LOST CH REISSIE-LCIS 3-6 SCH SERVICE	0-22-602-02-2100-0300-000-005010	17,300.00
					Check Total		33,250.00
					<b>Vendor Total</b>		<b>33,250.00</b>
<b>ENCORE ELECTRIC</b>		<b>28339</b>					
	0100095769	02/27/20	52011		LCHS OUTSIDE LIGHTING TROUBLESHOOT	0-10-710-26-2600-0300-000-000000	212.50
					Check Total		212.50
					<b>Vendor Total</b>		<b>212.50</b>
<b>FIDELITY SECURITY LIFE INS COMP</b>		<b>32468</b>					
	0100095770	02/27/20	164244412		3/EYE MED	0-64-602-02-2835-0520-000-000000	860.05
	0100095770	02/27/20	164205724		2/EYE MED	0-64-602-02-2835-0520-000-000000	816.32
					Check Total		1,676.37
					<b>Vendor Total</b>		<b>1,676.37</b>
<b>FLESHER HINTON MUSIC CO.</b>		<b>171</b>					
	0100095645	02/10/20	137566		REPAIR ORDER DE67594	0-10-301-10-1250-0610-000-000000	381.70
					Check Total		381.70
	0100095722	02/21/20	139075		SHOP PARTS - REPAIR	0-10-101-10-1250-0430-000-000000	13.20
	0100095722	02/21/20	139075		SERVICE LABOR - REPAIR	0-10-101-10-1250-0430-000-000000	111.38
					Check Total		124.58
					<b>Vendor Total</b>		<b>506.28</b>
<b>FLEX ACCOUNT ADMINISTRATION AMERICA</b>		<b>3686</b>					
	0100095760	02/26/20	26-FEB-20		PAYROLL LIABILITIES	0-27-000-00-0000-7421-000-000000	51.15
	0100095760	02/26/20	26-FEB-20		PAYROLL LIABILITIES	0-21-000-00-0000-7421-000-000000	4.43
	0100095760	02/26/20	26-FEB-20		PAYROLL LIABILITIES	0-22-000-00-0000-7421-000-000000	1.17
	0100095760	02/26/20	26-FEB-20		PAYROLL LIABILITIES	0-22-000-00-0000-7421-000-000000	518.46
	0100095760	02/26/20	26-FEB-20		PAYROLL LIABILITIES	0-19-000-00-0000-7421-000-000000	20.80
	0100095760	02/26/20	26-FEB-20		PAYROLL LIABILITIES	0-10-000-00-0000-7421-000-000000	565.49
	0100095760	02/26/20	26-FEB-20		PAYROLL LIABILITIES	0-10-000-00-0000-7421-000-000000	2,504.17
	0100095760	02/26/20	26-FEB-20		PAYROLL LIABILITIES	0-26-000-00-0000-7421-000-000000	40.94
					Check Total		3,706.61
					<b>Vendor Total</b>		<b>3,706.61</b>

Vendor Detail Report

Vendor	Check Key	Check Date	Invoice No	Po No	Description	Account No	Amount
<b>FLORISTA SPELLS STUDIO</b>		<b>36331</b>					
	0100095618	02/04/20	1040		STAFF SYMPATHY PLANT	0-10-601-23-2310-0610-000-000000	20.00
					Check Total		20.00
	0100095646	02/10/20	1044		STAFF SYMPATHY FLOWERS	0-10-601-23-2310-0610-000-000000	20.00
					Check Total		20.00
					<b>Vendor Total</b>		<b>40.00</b>
<b>FOLLETT TITLEWAVE</b>		<b>33332</b>					
	0100095607	02/03/20	619066	200739	QUE FUE EL DIA D BY LOQUELEO SANTILLANA	0-10-602-10-0090-0640-000-000000	105.00
	0100095607	02/03/20	619066A	200739	QUE FUE EL DIA D BY LOQUELEO SANTILLANA	0-10-602-10-0090-0640-000-000000	161.43
	0100095607	02/03/20	619066F	200739	QUE FUE EL DIA D BY LOQUELEO SANTILLANA	0-10-602-10-0090-0640-000-000000	198.39
					Check Total		464.82
	0100095706	02/19/20	653867F	200800	LAS TRECE COLONIAS BY JACOBSON, BRAY	0-10-101-10-0010-0610-000-000000	36.03
					Check Total		36.03
					<b>Vendor Total</b>		<b>500.85</b>
<b>FRONTLINE TECHNOLOGIES GROUP, LLC</b>		<b>30830</b>					
	0100095673	02/13/20	INVUS110766		FY20 PROACTIVE READING ACCT. 17899	0-10-601-23-2391-0540-000-000000	1,572.75
					Check Total		1,572.75
					<b>Vendor Total</b>		<b>1,572.75</b>
<b>GEORGE T. SANDERS CO.</b>		<b>778</b>					
	0100095674	02/13/20	12620		MAINTENANCE SUPPLY	0-10-710-26-2600-0610-000-000000	32.60
					Check Total		32.60
					<b>Vendor Total</b>		<b>32.60</b>
<b>GOVCONNECTION, INC</b>		<b>34100</b>					
	0100095771	02/27/20	24945261.01-W1	200762	QUOTE 24945261.01-W1	0-10-602-20-2290-0612-000-000000	6,012.65
					Check Total		6,012.65
					<b>Vendor Total</b>		<b>6,012.65</b>



Vendor Detail Report

Vendor	Check Key	Check Date	Invoice No	Po No	Description	Account No	Amount
<b>GRAINGER</b>		<b>3709</b>					
	0100095675	02/13/20	9424379353		MAINTENANCE REPAIR	0-10-710-26-2600-0430-000-000000	45.03
	0100095675	02/13/20	9428953575		MAINTENANCE REPAIR	0-10-710-26-2600-0430-000-000000	492.01
	0100095675	02/13/20	9431522144		MAINTENANCE REPAIR	0-10-710-26-2600-0430-000-000000	512.49
	0100095675	02/13/20	9424270594		MAINTENANCE REPAIR	0-10-710-26-2600-0430-000-000000	134.62
	0100095675	02/13/20	9414157899		MAINTENANCE SUPPLY	0-10-710-26-2600-0610-000-000000	140.86
					Check Total		<u>1,325.01</u>
	0100095772	02/27/20	9443139184		MAINT SUPPLY	0-10-710-26-2600-0610-000-000000	201.14
	0100095772	02/27/20	9433424109		MAINT REPAIR	0-10-710-26-2600-0430-000-000000	31.62
					Check Total		<u>232.76</u>
					<b>Vendor Total</b>		<b><u>1,557.77</u></b>
<b>HANNAH HOLM</b>		<b>35955</b>					
	0100095676	02/13/20	02-10-2020_24		1/17 PANTHER DAY TIMESHEET	0-22-602-00-0090-0110-407-001201	99.00
					Check Total		<u>99.00</u>
					<b>Vendor Total</b>		<b><u>99.00</u></b>
<b>HELEN HOLM</b>		<b>12289</b>					
	0100095707	02/19/20	02-19-2020_4		TRAINING/TRAVEL EXPENSES HEADSTART	0-27-971-20-3330-0580-000-008600	68.65
	0100095707	02/19/20	02-19-2020_4		TRAINING/TRAVEL EXPENSES EARLY HEADSTART	0-27-971-01-3330-0580-000-008600	17.17
					Check Total		<u>85.82</u>
					<b>Vendor Total</b>		<b><u>85.82</u></b>
<b>HERALD DEMOCRAT</b>		<b>60</b>					
	0100095647	02/10/20	02-05-2020_27		1/CHARGES VACANCY ADS	0-10-601-23-2391-0540-000-000000	350.65
					Check Total		<u>350.65</u>
					<b>Vendor Total</b>		<b><u>350.65</u></b>
<b>HORACE MANN LIFE INSURANCE CO.</b>		<b>211</b>					
	0100095761	02/26/20	26-FEB-20		PAYROLL LIABILITIES	0-10-000-00-0000-7421-000-000000	385.60
	0100095761	02/26/20	26-FEB-20		PAYROLL LIABILITIES	0-22-000-00-0000-7421-000-000000	7.77
					Check Total		<u>393.37</u>
					<b>Vendor Total</b>		<b><u>393.37</u></b>
<b>INTERNAL REVENUE SERVICE</b>		<b>838</b>					
	0100639241	02/27/20	02-27-2020_2		2/FIT	0-10-000-00-0000-7472-000-000000	44,728.59
	0100639241	02/27/20	02-27-2020_2		2/FIT	0-10-000-00-0000-7428-000-000000	19,083.64
					Check Total		<u>63,812.23</u>
					<b>Vendor Total</b>		<b><u>63,812.23</u></b>

Vendor Detail Report

Vendor	Check Key	Check Date	Invoice No	Po No	Description	Account No	Amount
<b>JACQUELINE LUJAN</b>		<b>22012</b>					
	0100095723	02/21/20	02-20-2020_16		TRAVEL EXPENSES FOR TRAINING	0-27-971-20-3330-0580-000-008600	146.00
	0100095723	02/21/20	02-20-2020_16		TRAVEL EXPENSES FOR TRAINING	0-19-971-00-0040-0580-000-003141	119.47
					Check Total		265.47
					Vendor Total		265.47
<b>JACQUELINE SYMONDS</b>		<b>33227</b>					
	0100095648	02/10/20	02-05-2020_12		REIMBURSEMENT FOR FINGERPRINT EXPENSES	0-26-971-33-3310-0810-000-000000	49.50
	0100095648	02/10/20	02-05-2020_12		REIMBURSEMENT FOR FINGERPRINT EXPENSES	0-26-971-33-3310-0610-000-000000	80.40
					Check Total		129.90
					Vendor Total		129.90
<b>JAMES MEDINA</b>		<b>23930</b>					
	0100095748	02/25/20	02-25-2020_9		FOOD REIMBURSEMENT	0-10-720-27-2700-0690-000-000000	7.26
					Check Total		7.26
					Vendor Total		7.26
<b>JAMES ZOLLER</b>		<b>30120</b>					
	0100095724	02/21/20	02-20-2020_22		1/13-2/10 SUB BUS DRIVER	0-10-720-27-2700-0110-602-000000	1,479.00
					Check Total		1,479.00
					Vendor Total		1,479.00
<b>JENA FINCH</b>		<b>35840</b>					
	0100095649	02/10/20	02-05-2020_23		FBA TRAINING BUENA VISTA 12/16 LUNCH	0-10-602-20-2213-0350-000-000000	15.00
	0100095649	02/10/20	02-05-2020_23		FBA TRAINING BUENA VISTA 12/16 MILEAGE	0-10-602-20-2213-0350-000-000000	35.40
					Check Total		50.40
	0100095725	02/21/20	02-20-2020_29		TRAINING MEAL REIMBURSEMENT	0-10-602-20-2213-0350-000-000000	24.41
	0100095725	02/21/20	02-20-2020_29		TRAINING MILEAGE REIMBURSEMENT	0-10-602-20-2213-0350-000-000000	128.00
					Check Total		152.41
					Vendor Total		202.81

Vendor	Check Key	Check Date	Invoice No	Po No	Description	Account No	Amount
<b>JESSICA BENA</b>		<b>29939</b>					
	0100095608	02/03/20	202005		1/PSYCHOLOGIST	0-10-602-12-1700-0300-000-003130	1,150.00
	0100095608	02/03/20	202005		1/PSYCHOLOGIST MILEAGE	0-10-602-12-1700-0300-000-003130	139.20
					Check Total		1,289.20
					<b>Vendor Total</b>		<b>1,289.20</b>
<b>JULIA LIZARDO</b>		<b>36145</b>					
	0100095726	02/21/20	02-20-2020_13		1/11-2/10	0-10-301-14-1800-0392-000-000000	14.75
					Check Total		14.75
	0100095773	02/27/20	02-21-2020_9		1/11-2/10 ATHLETIC WRK CH CORRECTION	0-10-301-14-1800-0392-000-000000	162.25
					Check Total		162.25
					<b>Vendor Total</b>		<b>177.00</b>
<b>K W CONSTRUCTION &amp; RESTORATION</b>		<b>734</b>					
	0100095677	02/13/20	SI-13029	200720	LCIS ADA RAMP	0-43-602-00-4000-0300-000-003958	8,450.00
					Check Total		8,450.00
					<b>Vendor Total</b>		<b>8,450.00</b>
<b>KATIE ANDERSON</b>		<b>23957</b>					
	0100095774	02/27/20	02-21-2020_4		TISSUE SQUARES FOR THE ART ROOM	0-10-100-10-0200-0610-000-000000	38.46
					Check Total		38.46
					<b>Vendor Total</b>		<b>38.46</b>
<b>KATIE SPECKMAN</b>		<b>36374</b>					
	0100095727	02/21/20	02-20-2020_9		REIMBURSEMENT FOR TRAVEL	0-27-971-20-3330-0580-000-008600	9.50
					Check Total		9.50
					<b>Vendor Total</b>		<b>9.50</b>
<b>KATRINA HANGER</b>		<b>35408</b>					
	0100095650	02/10/20	02-05-2020_15		MATHEMATICAL MINDSET BOOK	0-10-101-10-0010-0610-000-000000	19.28
					Check Total		19.28
					<b>Vendor Total</b>		<b>19.28</b>

Vendor	Check Key	Check Date	Invoice No	Po No	Description	Account No	Amount
<b>KELLY HOFER</b>		<b>28096</b>					
	0100095728	02/21/20	02-20-2020_18		CDE FINGERPRINTING FOR CTE LICENSE	0-10-301-10-2100-0610-000-001202	30.00
	0100095728	02/21/20	02-20-2020_18		CDE FINGERPRINTING FOR CTE LICENSE	0-10-301-10-2100-0610-000-001202	39.50
					Check Total		69.50
					Vendor Total		69.50
<b>KELLY MARTINEZ</b>		<b>3509</b>					
	0100095651	02/10/20	02-05-2020_35		REIMBURSEMENT FOR SUPPLIES	0-10-201-12-1771-0610-000-003130	30.32
	0100095651	02/10/20	02-05-2020_13		REIMBURSEMENT FOR AMAZON	0-10-101-12-1771-0610-000-003130	23.16
	0100095651	02/10/20	02-05-2020_13		REIMBURSEMENT FOR AMAZON	0-10-101-12-1771-0610-000-003130	7.61
	0100095651	02/10/20	02-05-2020_13		REIMBURSEMENT FOR TEACHERS PAY TEACHERS	0-10-101-12-1771-0610-000-003130	28.81
					Check Total		89.90
					Vendor Total		89.90
<b>KERRI QUINLAN</b>		<b>24570</b>					
	0100095749	02/25/20	02-25-2020_11		TRAVEL REIMBURSEMENT	0-22-602-02-2100-0580-000-001208	469.86
					Check Total		469.86
					Vendor Total		469.86
<b>KIMBERLEY SHEEN</b>		<b>35327</b>					
	0100095652	02/10/20	02-05-2020_18		TRAVEL EXPENSES 1/30/20	0-22-602-02-2100-0580-000-001208	115.00
					Check Total		115.00
					Vendor Total		115.00
<b>KIRKSVILLE WEB DESIGN</b>		<b>35815</b>					
	0100095678	02/13/20	02132020	200721	PROPOSAL FOR SEARCH ENGINE OPTIMIZATION	0-22-602-00-2100-0300-000-001230	200.00
					Check Total		200.00
					Vendor Total		200.00

Check Date 02/01/20 - 02/29/20

Vendor Detail Report

FMVEN10A

Vendor	Check Key	Check Date	Invoice No	Po No	Description	Account No	Amount
<b>KONICA MINOLTA</b>		<b>2292</b>					
	0100095653	02/10/20	34824601		2/DISTRICT COPIERS	0-26-971-33-3330-0330-000-000000	705.75
						Check Total	705.75
	0100095679	02/13/20	34864973		1/DISTRICT COPIERS	0-10-602-10-0090-0330-000-000000	3,562.77
	0100095679	02/13/20	34864973		1/DISTRICT COPIERS	0-27-971-01-3330-0330-000-008600	358.56
	0100095679	02/13/20	34864973		1/DISTRICT COPIERS	0-19-971-00-0040-0610-000-003141	713.13
	0100095679	02/13/20	34864973		1/DISTRICT COPIERS	0-27-971-19-3330-0330-000-008600	358.57
						Check Total	4,993.03
						<b>Vendor Total</b>	<b>5,698.78</b>
<b>LAKE COUNTY HEALTH DEPARTMENT</b>		<b>392</b>					
	0100095708	02/19/20	02-19-2020_7		TB TEST FOR NEW EMPLOYEE	0-26-971-33-3310-0810-000-000000	27.00
						Check Total	27.00
						<b>Vendor Total</b>	<b>27.00</b>
<b>LAKE COUNTY LANDFILL</b>		<b>370</b>					
	0100095654	02/10/20	02-05-2020_29		1/DISPOSAL SERVICES	0-10-710-26-2600-0421-000-000000	45.00
						Check Total	45.00
						<b>Vendor Total</b>	<b>45.00</b>
<b>LAKE COUNTY RECREATION DEPT.</b>		<b>150</b>					
	0100095680	02/13/20	02-10-2020_34		STAFF WELLNESS EVENT	0-22-602-00-2100-0610-000-007981	55.00
						Check Total	55.00
						<b>Vendor Total</b>	<b>55.00</b>
<b>LAURA ROMERO LOYA</b>		<b>36340</b>					
	0100095634	02/06/20	02-06-2020_1		ADVANCE	0-10-000-00-0000-8153-000-000000	300.00
						Check Total	300.00
						<b>Vendor Total</b>	<b>300.00</b>
<b>LAWRENCE CHAISSON JR</b>		<b>36390</b>					
	0100095729	02/21/20	02-20-2020_7		MS BBALL GATE	0-10-301-14-1800-0392-000-000000	24.00
						Check Total	24.00
						<b>Vendor Total</b>	<b>24.00</b>

Vendor	Check Key	Check Date	Invoice No	Po No	Description	Account No	Amount
<b>LCEA</b>		<b>20214</b>					
	0100095762	02/26/20	26-FEB-20		PAYROLL LIABILITIES	0-27-000-00-0000-7421-000-000000	22.19
	0100095762	02/26/20	26-FEB-20		PAYROLL LIABILITIES	0-26-000-00-0000-7421-000-000000	23.64
	0100095762	02/26/20	26-FEB-20		PAYROLL LIABILITIES	0-22-000-00-0000-7421-000-000000	593.34
	0100095762	02/26/20	26-FEB-20		PAYROLL LIABILITIES	0-19-000-00-0000-7421-000-000000	2.41
	0100095762	02/26/20	26-FEB-20		PAYROLL LIABILITIES	0-10-000-00-0000-7421-000-000000	3,125.86
	0100095762	02/26/20	26-FEB-20		PAYROLL LIABILITIES	0-21-000-00-0000-7421-000-000000	1.42
					Check Total		3,768.86
					<b>Vendor Total</b>		<b>3,768.86</b>
<b>LEADVILLE NORDIC</b>		<b>8192</b>					
	0100095655	02/10/20	02-05-2020_17		2/1/20 HS ENTRY FEES	0-10-301-14-1800-0584-000-000000	330.00
					Check Total		330.00
	0100095681	02/13/20	02-10-2020_22		2/8/20 ASPEN NORDIC SKI ENTRY FEES HS	0-10-301-14-1800-0584-000-000000	150.00
	0100095681	02/13/20	02-10-2020_22		2/8/20 ASPEN NORDIC SKI ENTRY FEES MS	0-10-201-14-1800-0584-000-000000	160.00
					Check Total		310.00
	0100095730	02/21/20	02-20-2020_17		2/15/20 HS NORDIC ENTRY FEES - STEAMBOAT	0-10-301-14-1800-0584-000-000000	135.00
					Check Total		135.00
					<b>Vendor Total</b>		<b>775.00</b>
<b>LESLEE TORSELL</b>		<b>21938</b>					
	0100095635	02/06/20	02-06-2020_2		ADVANCE	0-10-000-00-0000-8153-000-000000	1,000.00
					Check Total		1,000.00
					<b>Vendor Total</b>		<b>1,000.00</b>
<b>LINDA LEAL</b>		<b>12696</b>					
	0100095731	02/21/20	02-20-2020_27		TRAVEL REIMBURSEMENT	0-21-740-31-3100-0580-000-000000	14.00
					Check Total		14.00
					<b>Vendor Total</b>		<b>14.00</b>
<b>LISA RELOU LLC</b>		<b>34894</b>					
	0100095682	02/13/20	INV391		LRC JANUARY 2020 INV	0-10-602-10-0090-0300-000-000000	1,797.87
	0100095682	02/13/20	INV391		LRC JANUARY 2020 INV	0-22-602-00-2100-0300-000-001230	7,522.50
					Check Total		9,320.37
					<b>Vendor Total</b>		<b>9,320.37</b>

Vendor	Check Key	Check Date	Invoice No	Po No	Description	Account No	Amount
<b>LISA ROEDER</b>		<b>4086</b>					
	0100095732	02/21/20	02-20-2020_14		TRAVEL EXPENSES FOR TRAINING	0-27-971-20-3330-0580-000-008600	196.84
						Check Total	196.84
						<b>Vendor Total</b>	<b>196.84</b>
<b>LUZ NAVA</b>		<b>19399</b>					
	0100095733	02/21/20	02-20-2020_25		TRAVEL REIMBURSEMENT	0-21-740-31-3100-0580-000-000000	11.00
						Check Total	11.00
						<b>Vendor Total</b>	<b>11.00</b>
<b>MACHOL AND JOHANNES, LLC</b>		<b>26832</b>					
	0100095763	02/26/20	26-FEB-20		PAYROLL LIABILITIES	0-27-000-00-0000-7421-000-000000	146.25
	0100095763	02/26/20	26-FEB-20		PAYROLL LIABILITIES	0-10-000-00-0000-7421-000-000000	728.30
						Check Total	874.55
						<b>Vendor Total</b>	<b>874.55</b>
<b>MACKENZIE REIGEL</b>		<b>35491</b>					
	0100095609	02/03/20	02-03-2020_1		1/20-1/31 DO HELP	0-10-602-10-0090-0300-000-000000	342.00
						Check Total	342.00
	0100095683	02/13/20	02-10-2020_27		W/E 2/9 DO HELP 16@\$12	0-10-602-10-0090-0300-000-000000	192.00
						Check Total	192.00
						<b>Vendor Total</b>	<b>534.00</b>
<b>MAPLETON PUBLIC SCHOOLS</b>		<b>34959</b>					
	0100095709	02/19/20	2020-2021		FY20 OPPORTUNITY COALITION	0-10-602-10-0090-0300-000-000000	1,602.00
						Check Total	1,602.00
						<b>Vendor Total</b>	<b>1,602.00</b>
<b>MARIA ANTONIETA LIZARDO</b>		<b>17922</b>					
	0100095734	02/21/20	02-20-2020_23		TRAVEL REIMBURSEMENT	0-21-740-31-3100-0580-000-000000	20.00
						Check Total	20.00
						<b>Vendor Total</b>	<b>20.00</b>
<b>MARIAH ESPINOZA</b>		<b>36382</b>					
	0100095735	02/21/20	02-20-2020_8		JV BOYS AND GIRLS BASKETBALL GAMES	0-10-301-14-1800-0392-000-000000	60.00
						Check Total	60.00
						<b>Vendor Total</b>	<b>60.00</b>

Check Date 02/01/20 - 02/29/20

Vendor Detail Report

FMVEN10A

Vendor	Check Key	Check Date	Invoice No	Po No	Description	Account No	Amount
<b>MARK'S PLUMBING PARTS</b>		<b>523</b>					
	0100095775	02/27/20	INV001863813		MAINT REPAIR	0-10-710-26-2600-0430-000-000000	64.40
						Check Total	64.40
						<b>Vendor Total</b>	<b>64.40</b>
<b>MARY JELF</b>		<b>17779</b>					
	0100095684	02/13/20	02-10-2020_20		REIMBURSEMENT FOR CLASSROOM SUPPLIES	0-19-971-00-0040-0610-000-003141	11.13
	0100095684	02/13/20	02-10-2020_20		REIMBURSEMENT FOR CLASSROOM SUPPLIES	0-27-971-20-3330-0610-000-008600	12.19
	0100095684	02/13/20	02-10-2020_20		REIMBURSEMENT FOR CLASSROOM SUPPLIES	0-26-971-33-3310-0610-000-000000	3.17
						Check Total	26.49
	0100095710	02/19/20	02-19-2020_5		TRAINING/TRAVEL EXPENSES HEADSTART	0-27-971-20-3330-0580-000-008600	116.05
	0100095710	02/19/20	02-19-2020_5		TRAINING/TRAVEL EXPENSES EARLY HEADSTART	0-27-971-01-3330-0580-000-008600	29.02
						Check Total	145.07
						<b>Vendor Total</b>	<b>171.56</b>
<b>MCCANDLESS INTERNATIONAL TRUCK</b>		<b>1735</b>					
	0100095776	02/27/20	S101033035:01		BUS 24 REPAIR	0-10-720-27-2700-0430-000-000000	93.06
						Check Total	93.06
						<b>Vendor Total</b>	<b>93.06</b>
<b>MCI</b>		<b>2960</b>					
	0100095619	02/04/20	02-03-2020_18		1/LONG DISTANCE FAX	0-10-602-10-0090-0531-000-000000	81.51
						Check Total	81.51
	0100095750	02/25/20	02-25-2020_13		2/HEADSTART FAX 6P603161	0-27-971-20-3330-0531-000-008600	33.87
						Check Total	33.87
						<b>Vendor Total</b>	<b>115.38</b>
<b>MEADOW GOLD DAIRIES</b>		<b>1343</b>					
	0100095685	02/13/20	02-10-2020_41		1/MILK	0-21-740-31-3100-0631-000-000000	6,121.25
						Check Total	6,121.25
						<b>Vendor Total</b>	<b>6,121.25</b>



Check Date 02/01/20 - 02/29/20

Vendor Detail Report

FMVEN10A

Vendor	Check Key	Check Date	Invoice No	Po No	Description	Account No	Amount
<b>MELINA COMPEAN</b>		<b>4321</b>					
	0100095686	02/13/20	02-10-2020_7		BATTERIES FOR LCIS LEGO CLUB	0-22-602-00-0090-0610-000-001211	26.98
						Check Total	26.98
	0100095777	02/27/20	02-21-2020_6		TRAVEL REIMBURSEMENT	0-27-971-20-3330-0580-000-008600	22.50
						Check Total	22.50
						<b>Vendor Total</b>	<b>49.48</b>
<b>MICHELE DEWINE</b>		<b>24058</b>					
	0100095789	02/28/20	02-28-2020_2		SCIENCE SUPPLIES	0-10-301-10-1310-0610-000-000000	82.24
						Check Total	82.24
						<b>Vendor Total</b>	<b>82.24</b>
<b>MICHELLE DEWINE</b>		<b>26026</b>					
	0100095656	02/10/20	02-05-2020_5		PHYSIC CONFERENCE BOULDER MEALS	0-10-602-20-2213-0350-000-000000	40.21
	0100095656	02/10/20	02-05-2020_3		COGNITIVE COACHING TRAVEL REIMBURSEMENT	0-10-602-20-2213-0350-000-000000	34.40
	0100095656	02/10/20	02-05-2020_4		NWEA TRAINING MILEAGE	0-10-602-20-2213-0350-000-000000	156.00
	0100095656	02/10/20	02-05-2020_33		MEALS FOR COGNITIVE COACHING	0-10-602-20-2213-0350-000-000000	17.97
						Check Total	248.58
						<b>Vendor Total</b>	<b>248.58</b>
<b>MIDWEST BUS SALES, INC</b>		<b>34908</b>					
	0100095736	02/21/20	C060003835:02/DP		REPAIR ON BUS 20	0-10-720-27-2700-0430-000-000000	11.26
						Check Total	11.26
						<b>Vendor Total</b>	<b>11.26</b>
<b>MOLLY HOKKANEN</b>		<b>31925</b>					
	0100095687	02/13/20	02-10-2020_19		CEPA EXPENSES-TRANSCRIPTS FOR CEPA	0-10-201-10-1310-0610-000-000000	9.25
	0100095687	02/13/20	02-10-2020_19		7/8 CLASSROOM SUPPLIES	0-10-201-10-1310-0610-000-000000	102.16
						Check Total	111.41
						<b>Vendor Total</b>	<b>111.41</b>
<b>MOUNTAIN BRD. OF COOP. SERV.</b>		<b>302</b>					
	0100095620	02/04/20	FY19-20-156		2ND QUARTER ASSESSMENT BILLING	0-10-602-10-0090-0591-000-000000	30,677.31
						Check Total	30,677.31
						<b>Vendor Total</b>	<b>30,677.31</b>

Vendor	Check Key	Check Date	Invoice No	Po No	Description	Account No	Amount
<b>MUNRO SUPPLY INC</b>		<b>27588</b>					
	0100095786	02/27/20	415714		PUMP REPAIR	0-10-710-26-2600-0300-000-000000	515.37
						Check Total	515.37
						<b>Vendor Total</b>	<b>515.37</b>
<b>NANCY LOPEZ</b>		<b>3561</b>					
	0100095737	02/21/20	02-20-2020_3		REIMBURSEMENT FOR TRAVEL	0-27-971-20-3330-0580-000-008600	33.00
						Check Total	33.00
						<b>Vendor Total</b>	<b>33.00</b>
<b>NAPA AUTO PARTS OF BUENA VISTA</b>		<b>10871</b>					
	0100095621	02/04/20	02-03-2020_19		1/CHARGES BUS	0-10-720-27-2700-0430-000-000000	535.04
	0100095621	02/04/20	02-03-2020_20		1/CHARGES	0-10-720-27-2700-0431-000-000000	261.26
						Check Total	796.30
						<b>Vendor Total</b>	<b>796.30</b>
<b>NASCO ARTS &amp; CRAFTS</b>		<b>21016</b>					
	0100095738	02/21/20	673215	200797	COTTON TAIL SPECKLED	0-10-301-10-0200-0610-000-000000	168.64
						Check Total	168.64
						<b>Vendor Total</b>	<b>168.64</b>
<b>NEOPOST USA</b>		<b>9563</b>					
	0100095688	02/13/20	INV57346909		3/2/20-6/1/20 METER RENTAL	0-10-602-10-0090-0531-000-000000	102.00
	0100095688	02/13/20	INV57346909		3/2/20-6/1/20 ONLINE RATE MAINTENANCE	0-10-602-10-0090-0531-000-000000	60.00
						Check Total	162.00
						<b>Vendor Total</b>	<b>162.00</b>
<b>NEWCLOUD NETWORKS</b>		<b>6334</b>					
	0100095622	02/04/20	02-03-2020_21		SAFETY GRANT P0190450 PAY APP #6	0-43-602-00-4000-0300-000-003958	15,532.00
						Check Total	15,532.00
	0100095623	02/04/20	200310086		1/LOCAL AND LONG DISTANCE CARRIER	0-10-602-10-0090-0531-000-000000	836.96
						Check Total	836.96
						<b>Vendor Total</b>	<b>16,368.96</b>

Check Date 02/01/20 - 02/29/20

Vendor Detail Report

FMVEN10A

Vendor	Check Key	Check Date	Invoice No	Po No	Description	Account No	Amount
<b>NV5</b>		<b>26050</b>					
	0100095624	02/04/20	146218		LCIS SECURITY PROJECT	0-43-602-00-4000-0300-000-003958	86.25
	0100095624	02/04/20	148903		LCIS SECURITY PROJECT	0-43-602-00-4000-0300-000-003958	577.50
					Check Total		663.75
					<b>Vendor Total</b>		<b>663.75</b>
<b>O'REILLY AUTOMOTIVE, INC</b>		<b>27090</b>					
	0100095657	02/10/20	4790339825		1/CHARGES	0-10-710-26-2600-0430-000-000000	7.15
					Check Total		7.15
					<b>Vendor Total</b>		<b>7.15</b>
<b>PARKVILLE WATER DISTRICT</b>		<b>334</b>					
	0100095625	02/04/20	02-03-2020_13		1/WATER CPP	0-19-971-00-2600-0410-000-003141	27.19
	0100095625	02/04/20	02-03-2020_13		1/WATER PITTS 1206	0-10-710-26-2600-0411-000-000000	126.24
	0100095625	02/04/20	02-03-2020_12		1/WATER WP 1151	0-10-710-26-2600-0411-000-000000	204.94
	0100095625	02/04/20	02-03-2020_11		1/WATER LCIS 1216	0-10-710-26-2600-0411-000-000000	495.64
	0100095625	02/04/20	02-03-2020_10		1/WATER LCHS 1217	0-10-710-26-2600-0411-000-000000	221.26
	0100095625	02/04/20	02-03-2020_9		1/WATER PRACTICE 1218	0-10-710-26-2600-0411-000-000000	55.00
	0100095625	02/04/20	02-03-2020_8		1/WATER FB FIELD 1219	0-10-710-26-2600-0411-000-000000	55.00
	0100095625	02/04/20	02-03-2020_7		1/WATER BUS 1264	0-10-710-26-2600-0411-000-000000	44.00
	0100095625	02/04/20	02-03-2020_6		1/WATER ADMIN 1265	0-10-710-26-2600-0411-000-000000	44.94
	0100095625	02/04/20	02-03-2020_13		1/WATER EARLY HEADSTART	0-27-971-01-3330-0620-000-008600	15.53
	0100095625	02/04/20	02-03-2020_13		1/WATER HEADSTART	0-27-971-19-3330-0620-000-008600	15.53
	0100095625	02/04/20	02-03-2020_13		1/WATER CENTER	0-26-971-33-3310-0810-000-000000	9.74
					Check Total		1,315.01
	0100095778	02/27/20	02-21-2020_28		2/WATER ACCT 1218	0-10-710-26-2600-0411-000-000000	64.00
	0100095778	02/27/20	02-21-2020_25		2/WATER ACCT 1265	0-10-710-26-2600-0411-000-000000	51.00
	0100095778	02/27/20	02-21-2020_26		2/WATER ACCT 1264	0-10-710-26-2600-0411-000-000000	51.00
	0100095778	02/27/20	02-21-2020_27		2/WATER ACCT 1219	0-10-710-26-2600-0411-000-000000	64.00
	0100095778	02/27/20	02-21-2020_29		2/WATER ACCT 1217	0-10-710-26-2600-0411-000-000000	324.78
	0100095778	02/27/20	02-21-2020_30		2/WATER ACCT 1216	0-10-710-26-2600-0411-000-000000	521.25
	0100095778	02/27/20	02-21-2020_31		2/WATER ACCT 1151	0-10-710-26-2600-0411-000-000000	261.65
	0100095778	02/27/20	02-21-2020_32		2/WATER ACCT 1206	0-10-710-26-2600-0411-000-000000	202.06
					Check Total		1,539.74
					<b>Vendor Total</b>		<b>2,854.75</b>
<b>PERA</b>		<b>340</b>					
	0100639243	02/27/20	02-27-2020_4		2/PERA	0-10-000-00-0000-7473-000-000000	194,446.17
					Check Total		194,446.17
					<b>Vendor Total</b>		<b>194,446.17</b>

Vendor	Check Key	Check Date	Invoice No	Po No	Description	Account No	Amount
<b>PINNACOL ASSURANCE</b>		<b>454</b>					
	0100095739	02/21/20	19909591		#8 OF 9 - WORKERS COMP PREMIUM	0-10-602-28-2850-0521-000-000000	11,457.53
						Check Total	11,457.53
						<b>Vendor Total</b>	<b>11,457.53</b>
<b>PLUMBING SYSTEMS, INC</b>		<b>36366</b>					
	0100095689	02/13/20	66575		INSURANCE WORK AT PITTS	0-10-710-26-2600-0610-000-000000	2,072.50
						Check Total	2,072.50
						<b>Vendor Total</b>	<b>2,072.50</b>
<b>POSTMASTER</b>		<b>7456</b>					
	0100095711	02/19/20	02-19-2020_3		CLASSROOM SUPPLIES - MAIL MONTH HEADST	0-27-971-20-3330-0610-000-008600	25.30
	0100095711	02/19/20	02-19-2020_3		CLASSROOM SUPPLIES - MAIL MONTH CENTER	0-26-971-33-3310-0610-000-000000	6.60
	0100095711	02/19/20	02-19-2020_3		CLASSROOM SUPPLIES - MAIL MONTH CPP	0-19-971-00-0040-0610-000-003141	23.10
						Check Total	55.00
						<b>Vendor Total</b>	<b>55.00</b>
<b>POWERSCHOOL GROUP LLC</b>		<b>30503</b>					
	0100095658	02/10/20	INV210052	200801	POWERSCHOOL RENEWAL 3/6/20-3/5/21	0-10-602-20-2290-0612-000-000000	21,989.01
						Check Total	21,989.01
						<b>Vendor Total</b>	<b>21,989.01</b>
<b>RAUL BUENO MADRILES</b>		<b>36358</b>					
	0100095690	02/13/20	02-10-2020_2		HOURS WORKED	0-10-301-26-2600-0110-608-000000	51.00
						Check Total	51.00
						<b>Vendor Total</b>	<b>51.00</b>
<b>RENA SANCHEZ</b>		<b>7006</b>					
	0100095779	02/27/20	02-21-2020_21		1/30 FPP MILEAGE REIM	0-10-601-25-2510-0580-000-000000	107.00
						Check Total	107.00
						<b>Vendor Total</b>	<b>107.00</b>

Check Date 02/01/20 - 02/29/20

Vendor Detail Report

FMVEN10A

Vendor	Check Key	Check Date	Invoice No	Po No	Description	Account No	Amount
<b>ROXIE ALDAZ</b>		<b>1158</b>					
	0100095740	02/21/20	02-20-2020_31		LODGING AND MEALS REIMBURSEMENT	0-22-602-00-0090-0580-000-004048	527.77
	0100095740	02/21/20	02-20-2020_31		GAS REIMBURSEMENT	0-22-602-00-0090-0580-000-004048	20.84
					Check Total		548.61
					Vendor Total		548.61
<b>SAFETY GLASSES USA.COM</b>		<b>30155</b>					
	0100095691	02/13/20	197-1667	200772	PYRAMEX DEFIANT JUMBO OVERSPECS	0-10-301-10-1000-0610-000-000000	126.25
					Check Total		126.25
					Vendor Total		126.25
<b>SAFEWAY INC.</b>		<b>376</b>					
	0100095751	02/25/20	02-25-2020_10		1/CHARGES	0-26-971-33-3310-0610-000-000000	6.67
	0100095751	02/25/20	02-25-2020_10		1/CHARGES	0-21-740-31-3100-0630-000-000000	1,144.20
	0100095751	02/25/20	02-25-2020_10		1/CHARGES	0-10-602-10-0090-0610-000-000000	90.37
	0100095751	02/25/20	02-25-2020_10		1/CHARGES	0-27-971-01-3330-0610-000-008600	68.47
	0100095751	02/25/20	02-25-2020_10		1/CHARGES	0-27-971-19-3330-0610-000-008600	25.55
	0100095751	02/25/20	02-25-2020_10		1/CHARGES	0-19-971-00-0040-0610-000-003141	23.33
					Check Total		1,358.59
					Vendor Total		1,358.59
<b>SALIDA HIGH SCHOOL</b>		<b>379</b>					
	0100095626	02/04/20	02-03-2020_3		4/4/20 HS TRACK MEET ENTRY FEE	0-10-301-14-1800-0584-000-000000	250.00
					Check Total		250.00
					Vendor Total		250.00
<b>SANGRE DE CRISTO ELECTRIC</b>		<b>382</b>					
	0100095659	02/10/20	02-05-2020_25		1/TWIN LAKES SCHOOLHOUSE	0-10-710-26-2600-0620-000-000000	32.36
					Check Total		32.36
					Vendor Total		32.36
<b>SARAH ROBERTS</b>		<b>34711</b>					
	0100095660	02/10/20	02-05-2020_14		CLASSROOM SUPPORT BOOKS - AMAZON	0-10-101-20-2122-0610-000-000000	67.54
					Check Total		67.54
					Vendor Total		67.54

Vendor Detail Report

Vendor	Check Key	Check Date	Invoice No	Po No	Description	Account No	Amount
<b>SAVIO HOUSE</b>		<b>35882</b>					
	0100095661	02/10/20	02-05-2020_6		1/CHARGES	0-10-602-12-1700-0300-000-003130	1,900.00
						Check Total	1,900.00
						<b>Vendor Total</b>	<b>1,900.00</b>
<b>SAX VISUAL ART RESOURCES</b>		<b>2759</b>					
	0100095692	02/13/20	208124472559	200773	SPONGE SYNTHETIC CERAMIC	0-10-301-10-0200-0610-000-000000	57.45
						Check Total	57.45
						<b>Vendor Total</b>	<b>57.45</b>
<b>SCANGA MEAT CO</b>		<b>35572</b>					
	0100095693	02/13/20	02-10-2020_9		1/MEATS PURCHASED	0-21-740-31-3100-0630-000-000000	1,306.70
	0100095693	02/13/20	02-10-2020_9		1/MEATS PURCHASED	0-21-740-31-3100-0630-000-000000	1,319.41
	0100095693	02/13/20	02-10-2020_9		1/MEATS PURCHASED	0-21-740-31-3100-0630-000-000000	1,183.03
	0100095693	02/13/20	02-10-2020_9		1/MEATS PURCHASED	0-21-740-31-3100-0630-000-000000	812.08
	0100095693	02/13/20	02-10-2020_9		1/MEATS PURCHASED	0-21-740-31-3100-0630-000-000000	882.88
	0100095693	02/13/20	02-10-2020_9		1/MEATS PURCHASED	0-21-740-31-3100-0630-000-000000	779.74
	0100095693	02/13/20	02-10-2020_9		1/MEATS PURCHASED	0-21-740-31-3100-0630-000-000000	449.57
						Check Total	6,733.41
						<b>Vendor Total</b>	<b>6,733.41</b>
<b>SCHOOL SPECIALTY</b>		<b>4091</b>					
	0100095662	02/10/20	308103491684	200784	PLEASE SEE ONLINE ORDER - CART # 7791609	0-10-101-10-0200-0610-000-000000	187.14
						Check Total	187.14
						<b>Vendor Total</b>	<b>187.14</b>
<b>SCOTT CARROLL</b>		<b>33162</b>					
	0100095790	02/28/20	02-28-2020_3		BROADWAY HD CLASSROOM REIM	0-10-301-10-1240-0610-000-000000	99.99
						Check Total	99.99
						<b>Vendor Total</b>	<b>99.99</b>
<b>SILVER CITY PRINTING</b>		<b>413</b>					
	0100095610	02/03/20	296978		FORMS	0-10-601-25-2510-0550-000-000000	3.60
						Check Total	3.60
						<b>Vendor Total</b>	<b>3.60</b>

Vendor	Check Key	Check Date	Invoice No	Po No	Description	Account No	Amount
<b>SKI COOPER</b>		<b>629</b>					
	0100095742	02/24/20	02-24-2020_1		10TH MTN SKI DOWN- LESSONS, RENTALS	0-22-602-00-0090-0300-000-001229	3,510.00
						Check Total	3,510.00
						<b>Vendor Total</b>	<b>3,510.00</b>
<b>SODEXO</b>		<b>25607</b>					
	0100095712	02/19/20	072201	200596	9TH AND 10TH GRADE ACADEMY BBQ	0-22-602-00-0090-0610-000-001229	1,912.00
						Check Total	1,912.00
						<b>Vendor Total</b>	<b>1,912.00</b>
<b>STAPLES</b>		<b>4758</b>					
	0100095663	02/10/20	8057232461		POST IT EASEL PAD 3 PACK	0-10-301-10-0030-0610-000-000000	93.99
						Check Total	93.99
						<b>Vendor Total</b>	<b>93.99</b>
<b>STERLING COMMUNICATION TECHNOLOGIES 35351</b>							
	0100095627	02/04/20	419063-RETENTION		P0190453 LCIS PROJECT RETAINAGE	0-43-602-00-4000-0300-000-003958	5,421.40
						Check Total	5,421.40
						<b>Vendor Total</b>	<b>5,421.40</b>
<b>STEVEN LANGFORD</b>		<b>35807</b>					
	0100095780	02/27/20	02-21-2020_2		2/14 HEALTH ED TRNG EXP REIM	0-22-602-00-2100-0580-000-003190	196.19
						Check Total	196.19
						<b>Vendor Total</b>	<b>196.19</b>
<b>TAYLOR RAPKE</b>		<b>27430</b>					
	0100095781	02/27/20	02-21-2020_3		HEIDI SONGS SIGHT WORD CDS VOL. 1-6	0-10-100-12-1700-0610-000-003130	60.00
						Check Total	60.00
						<b>Vendor Total</b>	<b>60.00</b>
<b>THYSSENKRUPP ELEVATOR CORP.</b>		<b>9638</b>					
	0100095694	02/13/20	3005070913		SERVICE AT LCIS AND HS 2-1- 20/4-30-20	0-10-710-26-2600-0300-000-000000	2,299.08
	0100095694	02/13/20	5001197786		SERVICE AT LCIS AND HS 2-1- 20/4-30-20	0-10-710-26-2600-0300-000-000000	995.00
						Check Total	3,294.08
						<b>Vendor Total</b>	<b>3,294.08</b>

Check Date 02/01/20 - 02/29/20

Vendor Detail Report

FMVEN10A

Vendor	Check Key	Check Date	Invoice No	Po No	Description	Account No	Amount
<b>TIGER MEDICAL</b>		<b>36315</b>					
	0100095628	02/04/20	02032020_1	200760	DISPOSABLE FLANGED EAR TIPS FOR 39400 O&S&H	0-26-971-33-3310-0610-000-000000	91.76
	0100095628	02/04/20	02032020_1	200760		0-27-971-01-3330-0610-000-008600	91.77
						Check Total	183.53
						<b>Vendor Total</b>	<b>183.53</b>
<b>TIGER, INC</b>		<b>29874</b>					
	0100095695	02/13/20	0120291167		1/UTILITIES GAS	0-27-971-01-3330-0620-000-008600	189.89
	0100095695	02/13/20	0120291167		1/UTILITIES GAS	0-27-971-19-3330-0620-000-008600	189.89
	0100095695	02/13/20	0120291167		1/UTILITIES GAS	0-19-971-00-2600-0410-000-003141	332.31
	0100095695	02/13/20	0120291167		1/UTILITIES GAS	0-26-971-33-3310-0810-000-000000	118.71
	0100095695	02/13/20	0120291167		1/UTILITIES GAS 01627-02	0-10-710-26-2600-0620-000-000000	1,542.91
	0100095695	02/13/20	0120291170		1/UTILITIES GAS 01627-05	0-10-710-26-2600-0620-000-000000	1,069.61
	0100095695	02/13/20	0120291166		1/UTILITIES GAS 01627-01	0-10-710-26-2600-0620-000-000000	4,200.10
	0100095695	02/13/20	0120291169		1/UTILITIES GAS 01627-04	0-10-710-26-2600-0620-000-000000	5,090.32
	0100095695	02/13/20	0120291171		1/UTILITIES GAS 01627-06	0-10-710-26-2600-0620-000-000000	1,011.15
	0100095695	02/13/20	0120291168		1/UTILITIES GAS 01627-03	0-10-710-26-2600-0620-000-000000	2,141.52
						Check Total	15,886.41
						<b>Vendor Total</b>	<b>15,886.41</b>
<b>TRACY VINCENT</b>		<b>1948</b>					
	0100095752	02/25/20	02-25-2020_8		BATTERIES	0-10-101-10-0010-0610-000-000000	71.21
	0100095752	02/25/20	02-25-2020_8		HMP GIFT CERTIFICATES FOR COOKS	0-10-101-24-2410-0610-000-000000	75.00
						Check Total	146.21
						<b>Vendor Total</b>	<b>146.21</b>
<b>TRANE U.S INC.</b>		<b>25046</b>					
	0100095696	02/13/20	7731926		WP VALUES	0-10-710-26-2600-0430-000-000000	391.64
						Check Total	391.64
						<b>Vendor Total</b>	<b>391.64</b>
<b>TRI COUNTY FIRE EXTING.</b>		<b>3992</b>					
	0100095697	02/13/20	192346		WP K.T HOOD INSPECTION	0-10-710-26-2600-0300-000-000000	220.00
						Check Total	220.00
	0100095782	02/27/20	192339		LCHS KITCHEN HOOD INSPECTION	0-10-710-26-2600-0300-000-000000	305.00
						Check Total	305.00
						<b>Vendor Total</b>	<b>525.00</b>



Vendor	Check Key	Check Date	Invoice No	Po No	Description	Account No	Amount
<b>TRISHA LOPEZ</b>		<b>29645</b>					
	0100095783	02/27/20	02-21-2020_13		2/12-2/18 HOME VISIT MILEAGE REIM	0-27-971-20-3330-0580-000-008600	25.00
						Check Total	25.00
						<b>Vendor Total</b>	<b>25.00</b>
<b>U.S. FOOD SERVICE, INC. ALLIANT</b>		<b>2117</b>					
	0100095611	02/03/20	02-03-2020_5		1/FOOD	0-21-740-31-3100-0630-000-000000	25,017.30
						Check Total	25,017.30
						<b>Vendor Total</b>	<b>25,017.30</b>
<b>UNIVERSITY OF COLORADO</b>		<b>3813</b>					
	0100095753	02/25/20	PEER020220.8		CHAPTER W MATERIALS KIT	0-10-602-10-0090-0640-000-000000	5,884.57
						Check Total	5,884.57
						<b>Vendor Total</b>	<b>5,884.57</b>
<b>VERIZON WIRELESS</b>		<b>3373</b>					
	0100095698	02/13/20	9847725920		1/CHARGES HEADSTART	0-27-971-19-3330-0531-000-008600	52.38
	0100095698	02/13/20	9847725920		1/CHARGES EARLY HEADSTART	0-27-971-01-3330-0531-000-008600	52.99
	0100095698	02/13/20	9847725920		1/CHARGES BUS	0-10-602-10-0090-0531-000-000000	150.29
	0100095698	02/13/20	9847725920		1/CHARGES DISTRICT	0-10-602-10-0090-0531-000-000000	2,507.57
						Check Total	2,763.23
						<b>Vendor Total</b>	<b>2,763.23</b>
<b>VOCOVISION</b>		<b>35858</b>					
	0100095629	02/04/20	11098355		W/E 1/26 SCHOOL PSYCHOLOGIST	0-10-602-12-1700-0300-000-003130	850.00
						Check Total	850.00
	0100095664	02/10/20	11115138		1/SCHOOL PSYCHOLOGIST	0-10-602-12-1700-0300-000-003130	935.00
						Check Total	935.00
	0100095741	02/21/20	11150230		W/E 2/16/20 SCHOOL PSYCHOLOGIST	0-10-602-12-1700-0300-000-003130	1,360.00
						Check Total	1,360.00
	0100095791	02/28/20	11166845		W/E 2/24/SCHOOL PSYCHOLOGIST	0-10-602-12-1700-0300-000-003130	1,275.00
						Check Total	1,275.00
						<b>Vendor Total</b>	<b>4,420.00</b>

Vendor Detail Report

Vendor	Check Key	Check Date	Invoice No	Po No	Description	Account No	Amount
<b>VOSS LIGHTING</b>		<b>31240</b>					
	0100095699	02/13/20	57083802		REBATE REIMBURSEMENT	0-43-602-00-4000-0720-000-000000	100.00
					Check Total		100.00
					<b>Vendor Total</b>		<b>100.00</b>
<b>WAXIE SANITARY SUPPLY</b>		<b>3830</b>					
	0100095700	02/13/20	78888212	200803	MONTHLY CUSTODIAL SUPPLIES	0-10-710-26-2600-0610-000-000000	5,034.79
					Check Total		5,034.79
	0100095784	02/27/20	78913940	200803	MONTHLY CUSTODIAL SUPPLIES	0-10-710-26-2600-0610-000-000000	359.32
					Check Total		359.32
					<b>Vendor Total</b>		<b>5,394.11</b>
<b>WEECYCLE ENVIRONMENTAL CONSULTING, :</b>		<b>21776</b>					
	0100095785	02/27/20	19-17196		AHERA REPORTS HS, LCIS, PITTS TL AND WP	0-10-710-26-2600-0300-000-000000	8,500.00
	0100095785	02/27/20	19-17197		AHERA REPORTS HS, LCIS, PITTS TL AND WP	0-10-710-26-2600-0300-000-000000	1,902.00
	0100095785	02/27/20	19-17198		AHERA REPORTS HS, LCIS, PITTS TL AND WP	0-10-710-26-2600-0300-000-000000	1,590.00
					Check Total		11,992.00
					<b>Vendor Total</b>		<b>11,992.00</b>
<b>WEIDENHAMMER SYSTEMS CORP</b>		<b>11983</b>					
	0100095630	02/04/20	198527	200718	SIGNATURE CHANGE ON AP AND PAYROLL CHECK	0-10-601-25-2510-0810-000-000000	175.00
					Check Total		175.00
	0100095701	02/13/20	200027		W2 AND 1099 FORMS	0-10-601-25-2510-0550-000-000000	223.69
					Check Total		223.69
					<b>Vendor Total</b>		<b>398.69</b>
<b>WELLNESS SCREENING LLC</b>		<b>1704</b>					
	0100095631	02/04/20	2584		DRUG TEST BUS DRIVER	0-10-720-27-2700-0300-000-000000	75.00
	0100095631	02/04/20	2525		DRUG TEST BUS DRIVER	0-10-720-27-2700-0300-000-000000	60.00
					Check Total		135.00
					<b>Vendor Total</b>		<b>135.00</b>

Check Date 02/01/20 - 02/29/20

Vendor Detail Report

FMVEN10A

Vendor	Check Key	Check Date	Invoice No	Po No	Description	Account No	Amount
<b>WELLS FARGO BANK</b>		<b>2437</b>					
	0100095702	02/13/20	1791639		ACCT.15608700 GO SERIES 2012	0-10-602-10-0090-0300-000-000000	600.00
	0100095702	02/13/20	1791753		ACCT.15608700 GO SERIES 2012	0-10-602-10-0090-0300-000-000000	750.00
						Check Total	1,350.00
						<b>Vendor Total</b>	<b>1,350.00</b>
<b>WESTERN SLOPE BAR SUPPLIES</b>		<b>3682</b>					
	0100095754	02/25/20	02-25-2020_12		2/WATER D.O.	0-10-602-10-0090-0610-000-000000	78.50
						Check Total	78.50
						<b>Vendor Total</b>	<b>78.50</b>
<b>WRITE. EDIT. THINK. LLC</b>		<b>35335</b>					
	0100095665	02/10/20	02-05-2020_21		1/CONSULTANT FEE	0-22-602-00-2100-0300-000-001230	4,000.00
						Check Total	4,000.00
						<b>Vendor Total</b>	<b>4,000.00</b>
<b>XCEL ENERGY</b>		<b>3732</b>					
	0100095632	02/04/20	670631480		1/UTILITIES CPP	0-19-971-00-2600-0410-000-003141	194.43
	0100095632	02/04/20	670631480		1/UTILITIES HEADSTART	0-27-971-19-3330-0620-000-008600	111.11
	0100095632	02/04/20	670631480		1/UTILITIES EARLY HEADSTART	0-27-971-01-3330-0620-000-008600	111.11
	0100095632	02/04/20	670631480		OVERDUE PAYMENT	0-10-602-10-0090-0810-000-000000	209.93
	0100095632	02/04/20	670631480		1/UTILITIES PRACTICE	0-10-710-26-2600-0620-000-000000	10.50
	0100095632	02/04/20	670631480		1/UTILITIES BUS BARN	0-10-710-26-2600-0620-000-000000	327.70
	0100095632	02/04/20	670631480		1/UTILITIES CENTER	0-26-971-33-3310-0810-000-000000	69.44
	0100095632	02/04/20	670631480		1/UTILITIES ADMIN	0-10-710-26-2600-0620-000-000000	218.04
	0100095632	02/04/20	670631480		1/UTILITIES WP	0-10-710-26-2600-0620-000-000000	1,914.82
	0100095632	02/04/20	670631480		1/UTILITIES LCIS	0-10-710-26-2600-0620-000-000000	5,685.20
	0100095632	02/04/20	670631480		1/UTILITIES LCHS	0-10-710-26-2600-0620-000-000000	4,796.62
	0100095632	02/04/20	670631480		1/UTILITIES PITTS	0-10-710-26-2600-0620-000-000000	902.73
	0100095632	02/04/20	670631480		1/UTILITIES FOOTBALL FIELD	0-10-710-26-2600-0620-000-000000	13.68
						Check Total	14,565.31
						<b>Vendor Total</b>	<b>14,565.31</b>
<b>ZACH COFFIN</b>		<b>33340</b>					
	0100095755	02/25/20	02-25-2020_3		DOT PHYSICAL REIM	0-10-720-27-2700-0300-000-000000	70.00
	0100095755	02/25/20	02-25-2020_3		FY19 VOIDED CHECK CASHED BY MISTAKE	0-10-600-00-0000-1990-000-000000	-8.22
						Check Total	61.78
						<b>Vendor Total</b>	<b>61.78</b>
						<b>Grand Total</b>	<b>1,166,782.66</b>

Cash Flow Financial Report  
FY 2019-2020

		<u>Beginning Balance</u>	<u>Activity</u>	<u>Deposits</u>	<u>Ending Balance</u>
<b>Lake County School District</b>					
<b>Operating Account</b>					
	July	\$ 2,518,611.84	\$ 1,881,644.22	\$ 469,202.89	\$ 1,106,170.51
	August	\$ 1,106,170.51	\$ 1,221,699.92	\$ 1,111,154.69	\$ 995,625.28
	September	\$ 995,625.28	\$ 1,263,619.54	\$ 1,030,498.04	\$ 762,503.78
	October	\$ 762,503.78	\$ 1,435,142.78	\$ 931,680.96	\$ 259,041.96
	November	\$ 259,041.96	\$ 1,276,624.01	\$ 1,321,055.74	\$ 303,473.69
	December	\$ 303,473.69	\$ 1,155,878.99	\$ 1,231,148.69	\$ 378,743.39
	January	\$ 378,743.39	\$ 1,147,589.13	\$ 1,289,622.38	\$ 520,776.64
	February	\$ 520,776.64	\$ 1,421,019.01	\$ 1,118,425.83	\$ 218,183.46
	March				\$ -
	April				\$ -
	May				\$ -
	June				\$ -
<b>Colostrust Account</b>					
	July	\$ 2,956,913.95	\$ -	\$ 421,152.97	\$ 3,378,066.92
	August	\$ 3,378,066.92	\$ 600,000.00	\$ 768,942.20	\$ 3,547,009.12
	September	\$ 3,547,009.12	\$ 600,000.00	\$ 370,074.90	\$ 3,317,084.02
	October	\$ 3,317,084.02	\$ 600,000.00	\$ 415,019.96	\$ 3,132,103.98
	November	\$ 3,132,103.98	\$ 1,100,000.00	\$ 524,978.20	\$ 2,557,082.18
	December	\$ 2,557,082.18	\$ 950,000.00	\$ 379,475.41	\$ 1,986,557.59
	January	\$ 1,986,557.59	\$ 500,000.00	\$ 313,404.28	\$ 1,799,961.87
	February	\$ 1,799,961.87	\$ -	\$ 373,267.03	\$ 2,173,228.90
	March				\$ -
	April				\$ -
	May				\$ -
	June				\$ -
<b>Payroll Account</b>					
	July	\$ 9,104.44	\$ 435,004.37	\$ 450,000.00	\$ 24,100.07
	August	\$ 24,100.07	\$ 465,397.05	\$ 475,000.00	\$ 33,703.02
	September	\$ 33,703.02	\$ 510,987.15	\$ 501,287.76	\$ 24,003.63
	October	\$ 24,003.63	\$ 521,481.68	\$ 520,585.19	\$ 23,107.14
	November	\$ 23,107.14	\$ 508,035.74	\$ 506,000.00	\$ 21,071.40
	December	\$ 21,071.40	\$ 515,212.11	\$ 510,000.00	\$ 15,859.29
	January	\$ 15,859.29	\$ 495,792.74	\$ 503,385.18	\$ 23,451.73
	February	\$ 23,451.73	\$ 514,723.42	\$ 520,000.00	\$ 28,728.31
	March				\$ -
	April				\$ -
	May				\$ -
	June				\$ -



**The Center**  
Early Childhood Programs  
Lake County School District R-1

315 West 6<sup>th</sup> Street  
Leadville, CO 80461

Phone 719 486-6928  
Fax 719 486-9992

*Head Start, Colorado Preschool Program, Tuition-Based Preschool and School Age Programs, Services for Children with Special Needs*

**Head Start Informational Items for Governing Board**

Informational Items:

1. Director's Report
2. Policy Council Minutes, Feb. 12, 2020
3. Policy Council Minutes, March 3, 2020

**Lake County School District  
Early Head Start and Head Start  
Director's Report for February, 2020**

Program Enrollment & Attendance										
Program	Funded Enrollment			Current Enrollment		Over Income Enrollment (Incl. 130%)	Wait List	Children with Disabilities		Average Daily Attendance
	Total	Regular	Full Day	Regular	Full Day					
Head Start	40	25	15	23	15	10	10	6	15%	77.4%
CPP	75	67	8	65	8	N/A	13	6	9%	77.4%
Early Head Start	12			11		0	2 (OI)	0		
Tuition				8			22			

Ongoing recruitment continues for EHS and HS. Open slots are still within 30 day grace period.

	Head Start	Early Head Start
Current Enrollment	38	11
Physicals – Complete	38	6
Physicals – Not Up to Date	0	4
Physicals – Follow up needed	0	0
Immunizations Up to Date	38	10
Immunizations – Not Up to Date	0	0
Immunization Waiver	0	0
Lead	36	2

**Lake County School District  
Early Head Start and Head Start  
Director's Report for February, 2020**

Lead – Incomplete	2	8
Lead – Follow-Up Needed	0	0
Lead – Follow-Up Complete	0	0
Hearing	38	7
Hearing Incomplete	0	3
Hearing Rescreen needed	0	0
Hearing Referral Needed	0	0
Hearing Referral Complete	0	0
Vision	38	8
Vision Incomplete	0	2
Vision Rescreen Needed	0	0
Vision Follow Up Complete	0	0
Dental	27	2
Dental - Incomplete	11	8
Dental – Follow-Up needed		0
Dental – Follow-up complete		0
Developmental (DIAL4 or ASQ)	40	2
Social/Emotional (ASQ-SE)	40	6

**Lake County School District  
Early Head Start and Head Start  
Director's Report for February, 2020**

<b>Budget, In-Kind &amp; Volunteers</b>						
	<b>Budget</b>	<b>In-Kind</b>			<b>Volunteers</b>	
		<b>Monthly</b>	<b>YTD</b>	<b>% complete</b>	<b>Monthly</b>	<b>YTD</b>
Head Start Budget – FY 19 (\$153,017)	Attache	\$695	\$153,017	0.4%	9	9
Early Head Start Budget –FY19	Attache					
					<b>Meal Counts</b>	
CACFP – Free/Reduced meal reimbursement	Total Claim: \$6442.20				Breakfast	641
					Lunch	597
					Snack	180

<b>Grant and Program Updates, Goals, Program Monitoring &amp; Self-Assessment</b>	
Grant Updates	Supplemental Grant application review for request to purchase 2 school buses
Family Fun Night	Great attendance at Me & My Guy. 31 families attended. 25 fathers attended. Next one is scheduled on March 25th.
Staffing	



The Center Early Childhood Programs – Policy Council Minutes – Meeting Date – February 12, 2020

**Attending:** Karen Brungardt, Elizabeth Saunders, Casey McGovern, Anahise Shoukas and Teresa Haynes

**Not Attending:** Fernando Luna, Olivia DeVargas, and Claudia Robles

**Roll Call:** Lisa called roll and determined that there was not a quorum present.

**Approval of Agenda:** Teresa made a motion to approve the agenda, and Anahise seconded. All were in favor with no one opposed.

**Parent Activity Fund:** The 2019-2020 Parent Activity Fund was looked over and has been spent down. The 2020-2021 Parent Activity Fund will start with \$1,500.00. Anahise made a motion to approve the 2020-2021 Parent Activity Fund. Casey seconded with all in favor and no one opposed.

**New Business:** The Council was introduced to the Vacation and Holiday Pay Policy. The Council had the opportunity to ask questions. Casey made a motion to accept the Vacation and Holiday Pay Policy. Teresa seconded. All were in favor with no one opposed. We then reviewed the Head Start Parent Reimbursement Policy. Teresa made a motion to approve the Head Start Parent Reimbursement Policy. Casey seconded. All were in favor with no one opposed. We then reviewed the Internal Dispute Policy and Procedure. The council had a few questions. These were all answered. Teresa made a motion to approve the Internal Dispute Policy and Procedure. Casey seconded. All were in favor with no one opposed. The council finished the meeting by reviewing the Advocacy Policy. There was a lot of discussion and many council members had some new ideas addressing this Policy. They agreed to have more discussion before approval.

**Training:** Jackie Lujan the Assistant Director to Early Childhood Programs trained the Council on CLASS.

**Unfinished Business:** Karen Brungardt has volunteered to be the new Policy Council Chairperson. Anahise made a motion to approve Karen as the new Policy Council Chairperson. Teresa seconded. All were in favor and no one was opposed.

**Announcements:** February 3-Mail Month Begins, February 11 & 12<sup>th</sup> –Home Visits, The Center closes at 4:00, February 12-Valentine’s Party in classrooms 12:30-1:30, February 13-Home visits 8:00-5:00, The Center is Closed. February 14-The Center is Closed, February 17-The Center is Closed. February 18-Home Visits 8:00-5:00, The Center is Closed, February 26-Family Fun Night 5:30-7:00, March 3-March regular Policy Council Meeting.

**Adjournment:** Karen adjourned the meeting at 7:15 PM.

Respectfully Submitted,  
Elizabeth Saunders – Policy Council Secretary

The Center Early Childhood Programs – Policy Council Minutes – Meeting Date – March 3, 2020

**Attending:** Karen Brungardt, Elizabeth Saunders, Casey McGovern, Shelby Green and Olivia DeVargas

**Not Attending:** Fernando Luna, Anahise Shoukas, and Teresa Haynes

**Roll Call:** Karen called roll and determined that there was not a quorum present.

**Approval of Agenda:** Elizabeth made a motion to approve the agenda, and Casey seconded. All were in favor with no one opposed.

**Approval of Minutes:** There were three sets of minutes to approve. These included 11/5/19, 1/14/19, and 2/12/20. Casey made a motion to approve the three sets of minutes. Elizabeth seconded. All were in favor with no one opposed.

**Parent Activity Fund:** Casey presented the Parent Activity Fund to the council. There has not yet been a deduction for the February meal, so there will be one for February and March at April's Policy Council Meeting.

**New Business:** There was a new staff approval. Lisa presented Gita for a substitute teaching position. Gita has lived in Colorado for four years. She volunteers for the Cloud City Conservation Center and wants to give back to her community. She loves working with children and wants to help nurture their curiosity and desire to learn. She has spent many years homeschooling her children, and wants to work where she will have an opportunity to be on the same schedule as her children. Elizabeth made a motion to accept Gita for the substitute teaching position. Casey seconded. All were in favor with no one opposed. Lisa presented the Supplemental Grant Application that Mary has been working on. This grant would be to purchase two buses for The Center. The council had a chance to review the grant thus far, and Lisa answered their questions. They understand that is a working document until it is complete, and they approved that we move forward. Casey made the motion to approve the Supplemental Grant Application. Olivia seconded. All were in favor with no one opposed. The council finished up the meeting by reviewing the Winter Checkpoint data.

**Training:** Lizz Holm our Health Manager did the training this evening on our Health outcomes for the year.

**Unfinished Business:** The council continued to table the approval of the Advocacy Policy as work continues to improve it. The self-assessment policy, self-assessment program approval, and the school readiness goals all have been tabled until the April Policy Council Meeting.

**Announcements:** March 4-Open Enrollment starts / March 11-Evening Coffee Talk / March 16-20-Spring Break / March 25-Family Fun Night / April 7-April's Regular Policy Council Meeting

**Adjournment:** Karen adjourned the meeting at 7:05 PM.

Respectfully Submitted,

Elizabeth Saunders – Policy Council Secretary